

OPSAWG
Internet-Draft
Intended status: Informational
Expires: June 26, 2014

V. Kuarsingh, Ed.
J. Cianfarani
Rogers Communications
December 23, 2013

CGN Deployment with BGP/MPLS IP VPNs
draft-ietf-opsawg-lsn-deployment-04

Abstract

This document specifies a framework to integrate a Network Address Translation layer into an operator's network to function as a Carrier Grade NAT (also known as CGN or Large Scale NAT). The CGN infrastructure will often form a NAT444 environment as the subscriber home network will likely also maintain a subscriber side NAT function. Exhaustion of the IPv4 address pool is a major driver compelling some operators to implement CGN. Although operators may wish to deploy IPv6 to strategically overcome IPv4 exhaustion, near term needs may not be satisfied with an IPv6 deployment alone. This document provides a practical integration model which allows the CGN platform to be integrated into the network, meeting the connectivity needs of the subscriber while being mindful of not disrupting existing services and meeting the technical challenges that CGN brings. The model included in this document utilizes BGP/MPLS IP VPNs which allow for virtual routing separation helping ease the CGNs impact on the network. This document does not intend to defend the merits of CGN.

Status of This Memo

This Internet-Draft is submitted in full conformance with the provisions of [BCP 78](#) and [BCP 79](#).

Internet-Drafts are working documents of the Internet Engineering Task Force (IETF). Note that other groups may also distribute working documents as Internet-Drafts. The list of current Internet-Drafts is at <http://datatracker.ietf.org/drafts/current/>.

Internet-Drafts are draft documents valid for a maximum of six months and may be updated, replaced, or obsoleted by other documents at any time. It is inappropriate to use Internet-Drafts as reference material or to cite them other than as "work in progress."

This Internet-Draft will expire on June 26, 2014.

Copyright Notice

Copyright (c) 2013 IETF Trust and the persons identified as the document authors. All rights reserved.

This document is subject to [BCP 78](http://trustee.ietf.org/license-info) and the IETF Trust's Legal Provisions Relating to IETF Documents (<http://trustee.ietf.org/license-info>) in effect on the date of publication of this document. Please review these documents carefully, as they describe your rights and restrictions with respect to this document. Code Components extracted from this document must include Simplified BSD License text as described in Section 4.e of the Trust Legal Provisions and are provided without warranty as described in the Simplified BSD License.

Table of Contents

1.	Introduction	3
1.1.	Terms	3
2.	Motivation	4
3.	CGN Network Deployment Requirements	4
3.1.	Centralized versus Distributed Deployment	6
3.2.	CGN and Traditional IPv4 Service Co-existence	6
3.3.	CGN By-Pass	7
3.4.	Routing Plane Separation	7
3.5.	Flexible Deployment Options	7
3.6.	IPv4 Overlap Space	8
3.7.	Transactional Logging for CGN Systems	8
3.8.	Base CGN Requirements	8
4.	BGP/MPLS IP VPN based CGN Framework	9
4.1.	Service Separation	10
4.2.	Internal Service Delivery	11
4.2.1.	Dual Stack Operation	13
4.3.	Deployment Flexibility	15
4.4.	Comparison of BGP/MPLS IP VPN Option versus other CGN Attachment Options	15
4.4.1.	Policy Based Routing	15
4.4.2.	Traffic Engineering	16
4.4.3.	Multiple Routing Topologies	16
4.5.	Multicast Considerations	16
5.	Experiences	16
5.1.	Basic Integration and Requirements Support	16
5.2.	Performance	17
6.	IANA Considerations	17
7.	Security Considerations	17
8.	BGP/MPLS IP VPN CGN Framework Discussion	18
9.	Acknowledgements	18
10.	References	18

10.1.	Normative References	18
10.2.	Informative References	18
Authors' Addresses	19

[1.](#) Introduction

Operators are faced with near term IPv4 address exhaustion challenges. Many operators may not have a sufficient amount of IPv4 addresses in the future to satisfy the needs of their growing subscriber base. This challenge may also be present before or during an active transition to IPv6 somewhat complicating the overall problem space.

To face this challenge, operators may need to deploy CGN (Carrier Grade NAT) as described in [[RFC6888](#)] to help extend the connectivity matrix once IPv4 address caches run out on the local local operator. CGN deployments will most often be added into operator networks which already have active IPv4 and/or IPv6 services.

The addition of the CGN introduces an operator controlled and administered translation layer which should be added in a manner which minimizes disruption to existing services. The CGN system addition may also include interworking in a dual stack environment where the IPv4 path requires translation.

This document shows how BGP/MPLS IP VPNs as described in [[RFC4364](#)] can be used to integrate the CGN infrastructure solving key integration challenges faced by the operator. This model has also been tested and validated in real production network models and allows fluid operation with existing IPv4 and IPv6 services.

[1.1.](#) Terms

A list of acronyms used throughout this document are defined in list below.

CGN - Carrier Grade NAT

DOCSIS - Data Over Cable Service Interface Specification

CMTS - Cable Modem Termination System

DSL -Digital subscriber line

BRAS - Broadband Remote Access Server

GGSN - Gateway GPRS Support Node

GPRS - General Packet Radio Service

ASN-GW - Access Service Network Gateway

2. Motivation

The selection of CGN may be made by an operator based on a number of factors. The overall driver may be the depletion of IPv4 address pools which leaves little to no addresses for IPv4 service or connection demand growth. IPv6 is considered the strategic answer, but it's applicability and usefulness in many networks is limited by the current access network and consumer home network. Customer environments often are filled with IPv4-only equipment which may not be upgradable to IPv6.

The ability to replace IPv4-only equipment may be out of the control of the operator, and even when it's in the administrative control, it poses both cost and technical challenges as operators build out massive programs for equipment retirement or upgrade. These issues leave an operator in a precarious position which may lead to the decision to deploy CGN. Other address IPv4 sharing options do exist which are more architecturally desirable, but the practical and workable approach in many cases is a CGN deployment using the NAT444 framework.

If the operator has chosen to deploy CGN, they should do this in a manner as not to negatively impact the existing IPv4 or IPv6 subscriber base. This will include solving a number of challenges since subscribers whose connections require translation will have network routing and flow needs which are different from legacy IPv4 connections.

The solution will also need to work in a dual stack environment where other options such as DS-Lite [[RFC6333](#)] are not yet viable. Even technologies like 6RD [[RFC5969](#)] still require an IPv4 connectivity path to service the subscriber endpoint. The solution will need to address basic Internet connectivity, on-net service offerings, back office management, billing, policy and security models already in place within the operator's network. CGN will often integrate quite readily with the aforementioned requirements where as other transition mechanism may not due to the requirements to support IPv6 as the base protocol for IPv4 connectivity.

3. CGN Network Deployment Requirements

If a service provider is considering a CGN deployment with a provider NAT44 function, there are a number of basic architectural requirements which are of importance. Preliminary architectural

requirements may require all or some of those captured in the list below. Each of the architectural requirement items listed are expanded upon in the following subsections. It should be noted that architectural CGN requirements add additive to base CGN functional requirements in [[RFC6888](#)]. The assessed architectural requirements for deployment are:

- Support distributed (sparse) and centralized (dense) deployment models;
- Allow co-existence with traditional IPv4 based deployments, which provide global scoped IPv4 addresses to CPEs;
- Provide a framework for CGN by-pass supporting non-translated flows between endpoints within a provider's network;
- Provide a routing framework which allows the segmentation of routing control and forwarding paths between CGN and non-CGN mediated flows;
- Provide flexibility for operators to modify their deployments over time as translation demands change (connections, bandwidth, translation realms/zones and other vectors);
- Flexibility should include integration options for common access technologies such as DSL (BRAS), DOCSIS (CMTS), Mobile (GGSN/PGW/ASN-GW), and direct Ethernet;
- Support deployment modes that allow for IPv4 address overlap within the operator's network (between various translation realms or zones);
- Allow for evolution to future dual-stack and IPv4/IPv6 transition deployment modes;
- Transactional logging and export capabilities to support auxiliary functions including abuse mitigation;
- Support for stateful connection synchronization between translation instances/elements (redundancy);
- Support for CGN Shared Space [[RFC6598](#)] deployment modes if applicable;
- Allows for the enablement of CGN functionality (if required) while still minimizing costs and subscriber impact to the best extend possible;

Other requirements may be assessed on a operator-by-operator basis, but those listed above may be considered for any given deployment architecture.

3.1. Centralized versus Distributed Deployment

Centralized deployments of CGN (longer proximity to end user and/or higher densities of subscribers/connections to CGN instances) differ from distributed deployments of CGN (closer proximity to end user and/or lower densities of subscribers/connections to CGN instances). Service providers may likely deploy CGN translation points more centrally during initial phases if the early system demand is low. Early deployments may see light loading on these new systems since legacy IPv4 services will continue to operate with most endpoints using globally unique IPv4 addresses. Exceptional cases which may drive heavy usage in initial stages may include operators who already translate a significant portion of their IPv4 traffic; may transition to a CGN implementation from legacy translation mechanisms (i.e. traditional firewalls); or build a green field deployment which may see quick growth in the number of new IPv4 endpoints which require Internet connectivity.

Over time, some providers may need to expand and possibly distribute the translation points if demand for the CGN system increases. The extent of the expansion of the CGN infrastructure will depend on factors such as growth in the number of IPv4 endpoints, status of IPv6 content on the Internet and the overall progress globally to an IPv6-dominate Internet (reducing the demand for IPv4 connectivity). The overall demand for CGN resources will probably follow a bell-like curve with a growth, peak and decline period.

3.2. CGN and Traditional IPv4 Service Co-existence

Newer CGN serviced endpoints will exist alongside endpoints served by traditional IPv4 globally routed IPv4 addresses. Operators will need to rationalize these environments since both have distinct forwarding needs. Traditional IPv4 services will likely require (or be best served) direct forwarding towards Internet peering points while CGN mediated flows require access to a translator. CGN and non-CGN mediated flows pose two fundamentally different forwarding needs.

The new CGN environments should not negatively impact the existing IPv4 service base by forcing all traffic to translation enabled network points since many flows do not require translation and this would reduce performance of the existing flows. This would also require massive scaling of the CGN which is a cost and efficiency concern as well.

Traffic flow and forwarding efficiency is considered important since networks are under considerable demand to deliver more and more bandwidth without the luxury of needless inefficiencies which can be introduced with CGN.

3.3. CGN By-Pass

The CGN environment is only needed for flows with translation requirements. Many flows which remain within the operator's network, do not require translation. Such services include operator offered DNS Services, DHCP Services, NTP Services, Web Caching, E-Mail, News and other services which are local to the operator's network.

The operator may want to leverage opportunities to offer third parties a platform to also provide services without translation. CGN by-pass can be accomplished in many ways, but a simplistic, deterministic and scalable model is preferred.

3.4. Routing Plane Separation

Many operators will want to engineer traffic separately for CGN flows versus flows which are part of the more traditional IPv4 environment. Many times the routing of these two major flow types differ, therefore route separation may be required.

Routing plane separation also allows the operator to utilize other addressing techniques, which may not be feasible on a single routing plane. Such examples include the use of overlapping private address space [[RFC1918](#)], Shared Address Space [[RFC6598](#)] or use of other IPv4 space which may overlap globally within the operator's network.

3.5. Flexible Deployment Options

Service providers operate complex routing environments and offer a variety of IPv4 based services. Many operator environments utilize distributed peering infrastructures for transit and peering and these may span large geographical areas and regions. A CGN solution should offer the operator an ability to place CGN translation points at various points within their network.

The CGN deployment should also be flexible enough to change over time as demand for translation services increase or change as noted in [[RFC6264](#)]. In turn, the deployment will need to then adapt as translation demand decreases caused by the transition of flows to IPv6. Translation points should be able to be placed and moved with as little re-engineering effort as possible minimizing the risks to the subscriber base.

Depending on hardware capabilities, security practices and IPv4 address availability, the translation environments may need to be segmented and/or scaled over time to meet organic IPv4 demand growth. Operators may also want to choose models that support transition to other translation environments such as DS-Lite [[RFC6333](#)] and/or NAT64 [[RFC6146](#)]. Operators will want to seek deployment models which are conducive to meeting these goals as well.

3.6. IPv4 Overlap Space

IPv4 address overlap for CGN translation realms may be required if insufficient IPv4 addresses are available within the operator environment to assign internally unique IPv4 addresses to the CGN subscriber base. The CGN deployment should provide mechanisms to manage IPv4 overlap if required.

3.7. Transactional Logging for CGN Systems

CGNs may require transactional logging since the source IP and related transport protocol information is not easily visible to external hosts and system.

If needed, the CGN systems should be able to generate logs which identify 'internal' host parameters (i.e. IP/Port) and associated them to external translated parameters imposed by the translator. The logged information should be stored on the CGN hardware and/or exported to an external system for processing. The operator may choose to also enable mechanisms to help reduce logging such as block allocation of UDP and TCP ports or deterministic translation options such as [[I-D.donley-behave-deterministic-cgn](#)].

Operators may need to keep track of this information (securely) to meet regulatory and/or legal obligations. Further information can be found in [[RFC6888](#)] with respect to CGN logging requirements (Logging Section).

3.8. Base CGN Requirements

Whereas the requirements above represent assessed architectural requirements, the CGN platform will also need to meet the need to meet the base CGN requirements of a CGN function. Base requirements include such functions as Bulk Port Allocation and other CGN device specific functions. These base CGN platform requirements are captured within [[RFC6888](#)].

4. BGP/MPLS IP VPN based CGN Framework

The BGP/MPLS IP VPN [[RFC4364](#)] framework for CGN segregates the 'pre-translated' realms within the service provider space into Layer-3 MPLS based VPNs. The operator can deploy a single realm for all CGN based flows, or can deploy multiple realms based on translation demand and other factors such as geographical proximity. A realm in this model refers to a 'VPN' which shares a unique Route Distinguisher/Route Target (RD/RT) combination, routing plane and forwarding behaviours.

The BGP/MPLS IP VPN infrastructure provides control plane and forwarding separation for the traditional IPv4 service environment and CGN environment(s). The separation allows for routing information (such as default routes) to be propagated separately for CGN and non-CGN based subscriber flows. Traffic can be efficiently routed to the Internet for normal flows, and routed directly to translators for CGN mediated flows. Although many operators may run a "default-route-free" core, IPv4 flows which require translation must obviously be routed first to a translator, so a default route is acceptable for the pre-translated realms.

The physical location of the Virtual Routing and Forwarding (VRF) Termination point for a BGP/MPLS IP VPN enabled CGN can vary and be located anywhere within the operator's network. This model fully virtualizes the translation service from the base IPv4 forwarding environment which will likely be carrying Internet bound traffic. The base IPv4 environment can continue to service traditional IPv4 subscriber flows plus post translated CGN flows.

Figure 1 provides a view of the basic model. The Access node provides CPE access to either the CGN VRF or the Global Routing Table, depending on whether the subscriber receives a private or public IP. Translator mediated traffic follows an MPLS Label-switched Path (LSP) which can be setup dynamically and can span one hop, or many hops (with no need for complex routing policies). Traffic is then forwarded to the translator (shown below) which can be an external appliance or integrated into the VRF Termination (Provider Edge) router. Once traffic is translated, it is forwarded to the global routing table for general Internet forwarding. The Global Routing table can also be a separate VRF (Internet Access VPN/VRF) should the provider choose to implement their Internet based services in that fashion. The translation services are effectively overlaid onto the network, but are maintained within a separate forwarding and control plane.

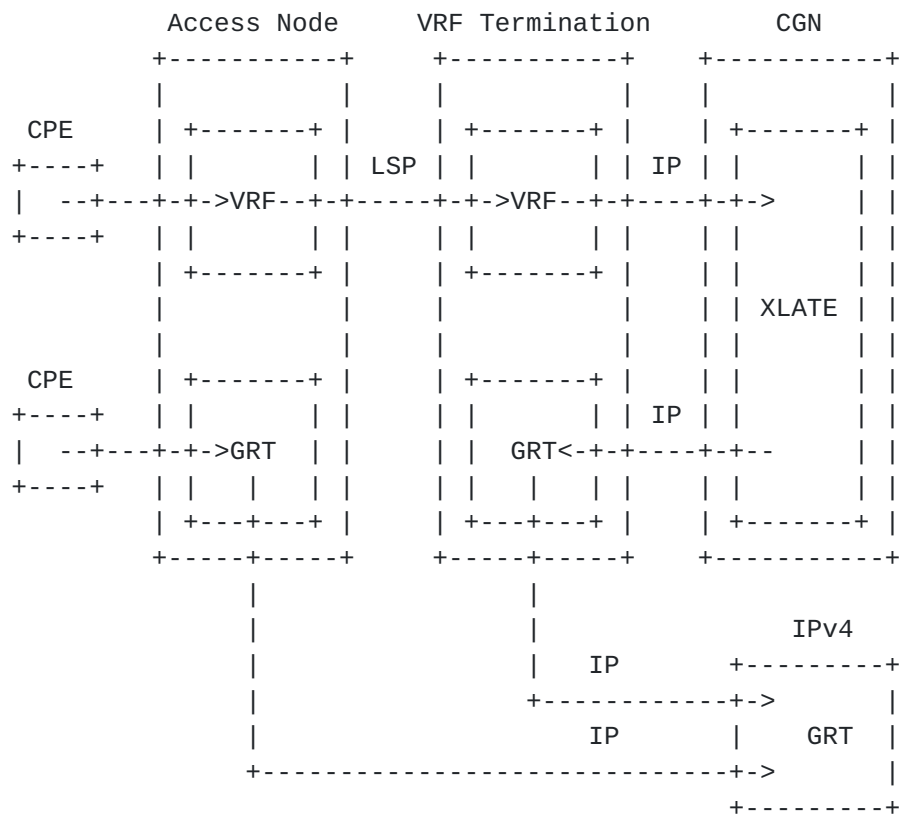


Figure 1: Basic BGP/MPLS IP VPN CGN Model

If more than one VRF (translation realm) is used within the operator's network, each VPN instance can manage CGN flows independently for the respective realm. Various redundancy models can be used within this architecture to support failover from one physical CGN hardware instance to another. If state information needs to be passed or maintained between hardware instances, the vendor would need to enable this feature in a suitable manner.

4.1. Service Separation

The MPLS/VPN CGN framework supports route separation. The traditional IPv4 flows can be separated at the access node (Initial Layer 3 service point) from those which require translation. This type of service separation is possible on common technologies used for Internet access within many operator networks. Service separation can be accomplished on common access technology including those used for DOCSIS (CMTS), Ethernet Access, DSL (BRAS), and Mobile Access (GGSN/ASN-GW) architectures.

4.2. Internal Service Delivery

Internal services can be delivered directly to the privately addressed endpoint within the CGN domain without translation. This can be accomplished in one of two methods. The first method may include reducing the overall number of VRFs in the system and exposing services in the GRT along with a method of exchanging routes between the CGN VRF and GRT called route leaking. The second method, which is described in detail within this section is the use of a Services VRF. The second model is a more traditional extranet services model, but requires more system resources to implement.

Using direct route exchange (import/export) between the CGN VRFs and the Services VRFs creates reachability using the aforementioned extranet model available in the BGP/MPLS IP VPN structure. This model allows the provider to maintain separate forwarding rules for translated flows, which require a pass through the translator to reach external network entities, versus those flows which need to access internal services. This operational detail can be advantageous for a number of reasons such as service access policies and endpoint identification.

First, the provider can reduce the load on the translator since internal services do not need to be factored into the scaling of the CGN hardware (which may be quite large). Secondly, more direct forwarding paths can be maintained providing better network efficiency. Thirdly, geographic locations of the translators and the services infrastructure can be deployed in locations in an independent manner. Additionally, the operator can allow CGN subject endpoints to be accessible via an untranslated path reducing the complexities of provider initiated management flows. This last point is of key interest since NAT removes transparency to the end device in normal cases.

Figure 2 below shows how internal services are provided untranslated since flows are sent directly from the access node to the services node/VRF via an MPLS LSP. This traffic is not forwarded to the CGN translator and therefore is not subject to problematic behaviours related to NAT. The services VRF contains routing information which can be "imported" into the access node VRF and the CGN VRF routing information can be "imported" into the Services VRF.

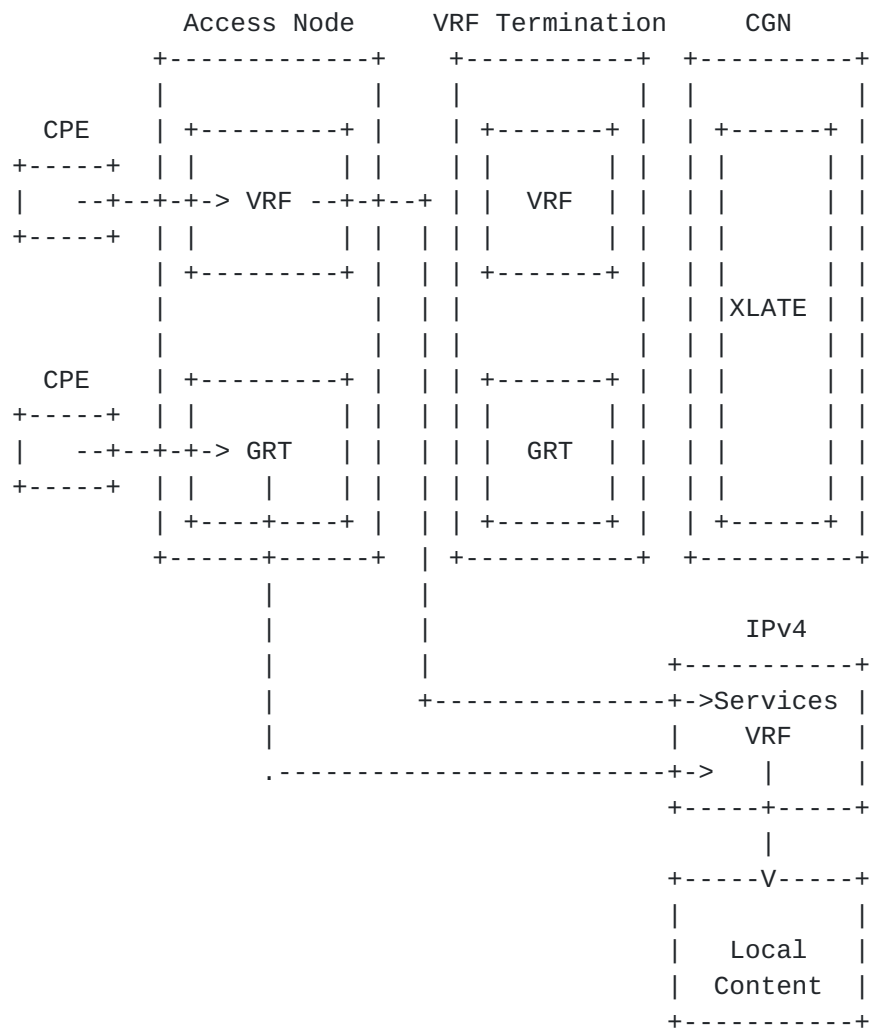


Figure 2: Internal Services and CGN By-Pass

An extension to the services delivery LSP is the ability to also provide direct subscriber to subscriber traffic flows between CGN zones. Each zone or realm may be fitted with separate CGN resources, but the subtending subscribers don't necessarily need to be mediated (translated) by the CGN translators. This option, as shown in Figure 3 below, is easy to implement and can only be enabled if no IPv4 address overlap is used between communicating CGN zones.

The BGP/MPLS IP VPN CGN model can also be used in conjunction with IPv4/IPv6 dual stack service modes. Since many providers will use CGNs on an interim basis while IPv6 matures within the global Internet or due to technical constraints, a dual stack option is of strategic importance. Operators can offer this dual stack service

for both traditional IPv4 (global IP) endpoints and CGN mediated endpoints.

Operators can separate the IP flows for IPv4 and IPv6 traffic, or use other routing techniques to move IPv6 based flows towards the GRT (Global Routing Table or Instance) while allowing IPv4 flows to remain within the IPv4 CGN VRF for translator services.

The Figure 4 below shows how IPv4 translation services can be provided alongside IPv6 based services. The model shown allows the provider to enable CGN to manage IPv4 flows (translated) and IPv6 flows are routed without translation efficiently towards the Internet. Once again, forwarding of flows to the translator does not impact IPv6 flows which do not require this service.

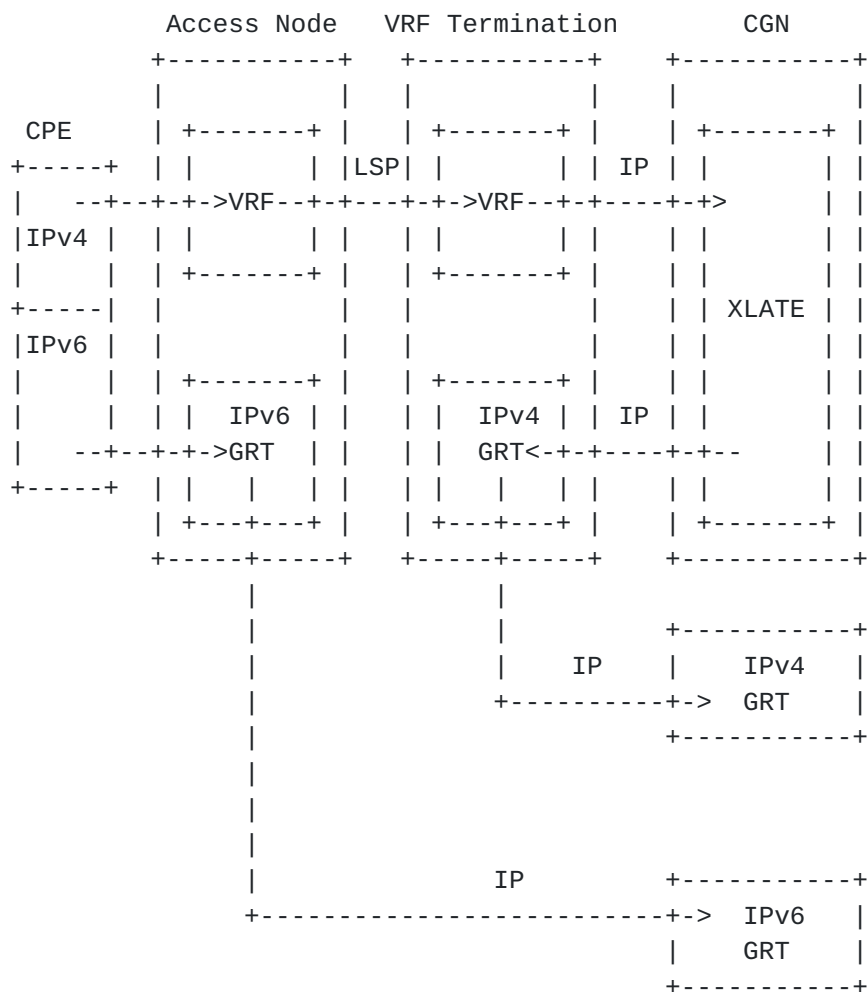


Figure 4: CGN with IPv6 Dual Stack Operation

4.3. Deployment Flexibility

The CGN translator services can be moved, separated or segmented (new translation realms) without the need to change the overall translation design. Since dynamic LSPs are used to forward traffic from the access nodes to the translation points, the physical location of the VRF termination points can vary and be changed easily.

This type of flexibility allows the service provider to initially deploy more centralized translation services based on relatively low loading factors, and distribute the translation points over time to improve network traffic efficiencies and support higher translation load.

Although traffic engineered paths are not required within the MPLS/VPN deployment model, nothing precludes an operator from using technologies like MPLS with Traffic Engineering [[RFC3031](#)]. Additional routing mechanisms can be used as desired by the provider and can be seen as independent. There is no specific need to diversify the existing infrastructure in most cases.

4.4. Comparison of BGP/MPLS IP VPN Option versus other CGN Attachment Options

Other integration architecture options exist which can attach CGN based service flows to a translator instance. Alternate options which can be used to attach such services include:

- Policy Based Routing (Static) to direct translation bound traffic to a network based translator;
- Traffic Engineering or;
- Multiple Routing Topologies

4.4.1. Policy Based Routing

Policy Based Routing (PBR) provides another option to direct CGN mediated flows to a translator. PBR options, although possible, are difficult to maintain (static policy) and must be configured throughout the network with considerable maintenance overhead.

More centralized deployments may be difficult or too onerous to deploy using Policy Based Routing methods. Policy Based Routing would not achieve route separation (unless used with others options), and may add complexities to the providers' routing environment.

4.4.2. Traffic Engineering

Traffic Engineering can also be used to direct traffic from an access node towards a translator. Traffic Engineering, like MPLS-TE, may be difficult to setup and maintain. Traffic Engineering provides additional benefits if used with MPLS by adding potentials for faster path re-convergence. Traffic Engineering paths would need to be updated and redefined overtime as CGN translation points are augmented or moved.

4.4.3. Multiple Routing Topologies

Multiple routing topologies can be used to direct CGN based flows to translators. This option would achieve the same basic goal as the MPLS/VPN option but with additional implementation overhead and platform configuration complexity. Since operator based translation is expected to have an unknown lifecycle, and may see various degrees of demand (dependant on operator IPv4 Global space availability and shift of traffic to IPv6), it may be too large of an undertaking for the provider to enabled this as their primary option for CGN.

4.5. Multicast Considerations

When deploying BGP/MPLS IP VPN's as an service method for user plane traffic to access CGN, one needs to be cognizant of current or future IP multicast requirements. User plane IP Multicast which may originate outside of the VRF requires more consideration specific consideration. Adding the requirement for user plane IP multicast can potentially cause additional complexity related to import and exporting the IP multicast routes in addition to sub optimal scaling, and bandwidth utilization.

It is recommended to reference best practice and designs from [\[RFC6037\]](#), [\[RFC6513\]](#), and [\[RFC5332\]](#)

5. Experiences

5.1. Basic Integration and Requirements Support

The MPLS/VPN CGN environment has been successfully integrated into real network environments utilizing existing network service delivery mechanisms. It solves many issues related to provider based translation environments, while still subject to problematic behaviours inherent within NAT.

Key issues which are solved or managed with the MPLS/VPN option include:

- Centralized and Distributed Deployment model support
- Routing Plane Separation for CGN flows versus traditional IPv4 flows
- Flexible Translation Point Design (can relocate translators and split translation zones easily)
- Low maintenance overhead (dynamic routing environment with little maintenance of separate routing infrastructure other than management of MPLS/VPNs)
- CGN By-pass options (for internal and third party services which exist within the provider domain)
- IPv4 Translation Realm overlap support (can reuse IP addresses between zones with some impact to extranet service model)
- Simple failover techniques can be implemented with redundant translators, such as using a second default route

5.2. Performance

The MPLS/VPN CGN model was observed to support basic functions which are typically used by subscribers within an operator environment. A full review of the observed impacts related to CGN (NAT444) are covered in [[RFC7021](#)].

6. IANA Considerations

There are not specific IANA considerations known at this time with the architecture described herein. Should a provider choose to use non-assigned IP address space within their translation realms, then considerations may apply.

7. Security Considerations

The same security considerations would typically exist for CGN deployments when compared with traditional IPv4 based services. With the MPLS/VPN model, the operator would want to consider security issues related to offering IP services over MPLS.

If a provider plans to operate the pre-translation realm (CPE towards translator IPv4 zone) as a non-public like network, then additional security measures may be needed to secure this environment. It is however the position in this document that CGN realms are public domains which utilize non-Internet routable IP addresses for endpoint addressing.

8. BGP/MPLS IP VPN CGN Framework Discussion

The MPLS/VPN delivery method for a CGN deployment is an effective and scalable way to deliver mass translation services. The architecture avoids the complex requirements of traffic engineering and policy based routing when combining these new service flows to existing IPv4 operation. This is advantageous since the NAT44/CGN environments should be introduced with as little impact as possible and these environments are expected to change over time.

The MPLS/VPN based CGN architecture solves many of this issues related to deploying this technology in existing operator networks.

9. Acknowledgements

Thanks to the following people for their comments and feedback: Dan Wing, Chris Metz, Chris Donley, Tina TSOU, Christophoer Liljenstolpe and Tom Taylor.

Thanks to the following people for their participating in integrating and testing the CGN environment and for their IPv6 transition guidance: Syd Alam, Richard Lawson, John E Spence, John Jason Brzozowski, Chris Donley, Jason Weil, Lee Howard, Jean-Francois Tremblay

10. References

10.1. Normative References

[RFC4364] Rosen, E. and Y. Rekhter, "BGP/MPLS IP Virtual Private Networks (VPNs)", [RFC 4364](#), February 2006.

10.2. Informative References

- [I-D.donley-behave-deterministic-cgn]
Donley, C., Grundemann, C., Sarawat, V., Sundaresan, K., and O. Vautrin, "Deterministic Address Mapping to Reduce Logging in Carrier Grade NAT Deployments", [draft-donley-behave-deterministic-cgn-06](#) (work in progress), July 2013.
- [RFC1918] Rekhter, Y., Moskowitz, R., Karrenberg, D., Groot, G., and E. Lear, "Address Allocation for Private Internets", [BCP 5](#), [RFC 1918](#), February 1996.
- [RFC3031] Rosen, E., Viswanathan, A., and R. Callon, "Multiprotocol Label Switching Architecture", [RFC 3031](#), January 2001.

- [RFC5332] Eckert, T., Rosen, E., Aggarwal, R., and Y. Rekhter, "MPLS Multicast Encapsulations", [RFC 5332](#), August 2008.
- [RFC5969] Townsley, W. and O. Troan, "IPv6 Rapid Deployment on IPv4 Infrastructures (6rd) -- Protocol Specification", [RFC 5969](#), August 2010.
- [RFC6037] Rosen, E., Cai, Y., and IJ. Wijnands, "Cisco Systems' Solution for Multicast in BGP/MPLS IP VPNs", [RFC 6037](#), October 2010.
- [RFC6146] Bagnulo, M., Matthews, P., and I. van Beijnum, "Stateful NAT64: Network Address and Protocol Translation from IPv6 Clients to IPv4 Servers", [RFC 6146](#), April 2011.
- [RFC6264] Jiang, S., Guo, D., and B. Carpenter, "An Incremental Carrier-Grade NAT (CGN) for IPv6 Transition", [RFC 6264](#), June 2011.
- [RFC6333] Durand, A., Droms, R., Woodyatt, J., and Y. Lee, "Dual-Stack Lite Broadband Deployments Following IPv4 Exhaustion", [RFC 6333](#), August 2011.
- [RFC6513] Rosen, E. and R. Aggarwal, "Multicast in MPLS/BGP IP VPNs", [RFC 6513](#), February 2012.
- [RFC6598] Weil, J., Kuarsingh, V., Donley, C., Liljenstolpe, C., and M. Azinger, "IANA-Reserved IPv4 Prefix for Shared Address Space", [BCP 153](#), [RFC 6598](#), April 2012.
- [RFC6888] Perreault, S., Yamagata, I., Miyakawa, S., Nakagawa, A., and H. Ashida, "Common Requirements for Carrier-Grade NATs (CGNs)", [BCP 127](#), [RFC 6888](#), April 2013.
- [RFC7021] Donley, C., Howard, L., Kuarsingh, V., Berg, J., and J. Doshi, "Assessing the Impact of Carrier-Grade NAT on Network Applications", [RFC 7021](#), September 2013.

Authors' Addresses

Victor Kuarsingh (editor)
Rogers Communications
8200 Dixie Road
Brampton, Ontario L6T 0C1
Canada

Email: victor@jvknet.com
URI: <http://www.rogers.com>

John Cianfarani
Rogers Communications
8200 Dixie Road
Brampton, Ontario L6T 0C1
Canada

Email: john.cianfarani@rci.rogers.com

URI: <http://www.rogers.com>