

Operations  
Internet-Draft  
Intended status: Informational  
Expires: February 21, 2017

T. Dahm  
A. Ota  
Google Inc  
D. Medway Gash  
Cisco Systems, Inc.  
D. Carrel  
vIPtela, Inc.  
L. Grant  
August 20, 2016

**The TACACS+ Protocol**  
**draft-ietf-opsawg-tacacs-05**

**Abstract**

TACACS+ provides Device Administration for routers, network access servers and other networked computing devices via one or more centralized servers. This document describes the protocol that is used by TACACS+.

**Status of This Memo**

This Internet-Draft is submitted in full conformance with the provisions of [BCP 78](#) and [BCP 79](#).

Internet-Drafts are working documents of the Internet Engineering Task Force (IETF). Note that other groups may also distribute working documents as Internet-Drafts. The list of current Internet-Drafts is at <http://datatracker.ietf.org/drafts/current/>.

Internet-Drafts are draft documents valid for a maximum of six months and may be updated, replaced, or obsoleted by other documents at any time. It is inappropriate to use Internet-Drafts as reference material or to cite them other than as "work in progress."

This Internet-Draft will expire on February 21, 2017.

**Copyright Notice**

Copyright (c) 2016 IETF Trust and the persons identified as the document authors. All rights reserved.

This document is subject to [BCP 78](#) and the IETF Trust's Legal Provisions Relating to IETF Documents (<http://trustee.ietf.org/license-info>) in effect on the date of publication of this document. Please review these documents carefully, as they describe your rights and restrictions with respect

to this document. Code Components extracted from this document must include Simplified BSD License text as described in Section 4.e of the Trust Legal Provisions and are provided without warranty as described in the Simplified BSD License.

This document may contain material from IETF Documents or IETF Contributions published or made publicly available before November 10, 2008. The person(s) controlling the copyright in some of this material may not have granted the IETF Trust the right to allow modifications of such material outside the IETF Standards Process. Without obtaining an adequate license from the person(s) controlling the copyright in such materials, this document may not be modified outside the IETF Standards Process, and derivative works of it may not be created outside the IETF Standards Process, except to format it for publication as an RFC or to translate it into languages other than English.

## Table of Contents

<a href="#">1.</a>	<a href="#">Introduction</a>	<a href="#">3</a>
<a href="#">2.</a>	<a href="#">Technical Definitions</a>	<a href="#">4</a>
<a href="#">3.</a>	<a href="#">TACACS+ Connections and Sessions</a>	<a href="#">5</a>
<a href="#">3.1.</a>	<a href="#">Connection</a>	<a href="#">5</a>
<a href="#">3.2.</a>	<a href="#">Session</a>	<a href="#">5</a>
<a href="#">3.3.</a>	<a href="#">Single Connect Mode</a>	<a href="#">6</a>
<a href="#">3.4.</a>	<a href="#">The TACACS+ Packet Header</a>	<a href="#">6</a>
<a href="#">3.5.</a>	<a href="#">The TACACS+ Packet Body</a>	<a href="#">8</a>
<a href="#">3.6.</a>	<a href="#">Encryption</a>	<a href="#">9</a>
<a href="#">3.7.</a>	<a href="#">Text Encoding</a>	<a href="#">10</a>
<a href="#">4.</a>	<a href="#">Authentication</a>	<a href="#">11</a>
<a href="#">4.1.</a>	<a href="#">The Authentication START Packet Body</a>	<a href="#">11</a>
<a href="#">4.2.</a>	<a href="#">The Authentication REPLY Packet Body</a>	<a href="#">13</a>
<a href="#">4.3.</a>	<a href="#">The Authentication CONTINUE Packet Body</a>	<a href="#">15</a>
<a href="#">4.4.</a>	<a href="#">Description of Authentication Process</a>	<a href="#">15</a>
<a href="#">4.4.1.</a>	<a href="#">Version Behaviour</a>	<a href="#">16</a>
<a href="#">4.4.2.</a>	<a href="#">Common Authentication Flows</a>	<a href="#">17</a>
<a href="#">4.4.3.</a>	<a href="#">Aborting an Authentication Session</a>	<a href="#">20</a>
<a href="#">5.</a>	<a href="#">Authorization</a>	<a href="#">21</a>
<a href="#">5.1.</a>	<a href="#">The Authorization REQUEST Packet Body</a>	<a href="#">22</a>
<a href="#">5.2.</a>	<a href="#">The Authorization RESPONSE Packet Body</a>	<a href="#">24</a>
<a href="#">6.</a>	<a href="#">Accounting</a>	<a href="#">26</a>
<a href="#">6.1.</a>	<a href="#">The Account REQUEST Packet Body</a>	<a href="#">26</a>
<a href="#">6.2.</a>	<a href="#">The Accounting REPLY Packet Body</a>	<a href="#">27</a>
<a href="#">7.</a>	<a href="#">Attribute-Value Pairs</a>	<a href="#">29</a>
<a href="#">7.1.</a>	<a href="#">Authorization Attributes</a>	<a href="#">30</a>
<a href="#">7.2.</a>	<a href="#">Accounting Attributes</a>	<a href="#">32</a>
<a href="#">8.</a>	<a href="#">Privilege Levels</a>	<a href="#">34</a>
<a href="#">9.</a>	<a href="#">TACACS+ Security Considerations</a>	<a href="#">35</a>



<a href="#">10. References</a>	<a href="#">35</a>
<a href="#">Authors' Addresses</a>	<a href="#">36</a>

## **1. Introduction**

Terminal Access Controller Access-Control System Plus (TACACS+) was originally conceived as a general Authentication, Authorization and Accounting protocol. It is primarily used today for Device Administration: authenticating access to network devices, providing central authorization of operations, and audit of those operations.

A wide range of TACACS+ clients and servers are already deployed in the field. The TACACS+ protocol they are based on is defined in a draft document that was originally intended for IETF publication. This document is known as 'The Draft' [[TheDraft](#)].

It is intended that all implementations which conform to this document will conform to 'The Draft'. However, attention is drawn to the following specific adjustments of the protocol specification from 'The Draft':

This document officially removes SENDPASS for security reasons.

The normative description of Legacy features such as ARAP and outbound authentication have been removed, however the required enumerations are kept.

The TACACS+ protocol separates the functions of Authentication, Authorization and Accounting. It allows for arbitrary length and content authentication exchanges, which will support any authentication mechanism to be utilized with TACACS+ clients. It is extensible to provide for site customization and future development features, and it uses TCP to ensure reliable delivery. The protocol allows the TACACS+ client to request very fine-grained access control and allows the server to respond to each component of that request.

The separation of authentication, authorization and accounting is a fundamental component of the design of TACACS+. The distinction between them is very important so this document will address each one separately. It is important to note that TACACS+ provides for all three, but an implementation or configuration is not required to employ all three. Each one serves a unique purpose that alone is useful, and together can be quite powerful.

This document restricts itself to a description of the protocol that is used by TACACS+. It does not cover deployment or best practices.



## **2. Technical Definitions**

This section provides a few basic definitions that are applicable to this document

### Authentication

Authentication is the action of determining who a user (or entity) is. Authentication can take many forms. Traditional authentication utilizes a name and a fixed password. However, fixed passwords have limitations, mainly in the area of security. Many modern authentication mechanisms utilize "one-time" passwords or a challenge-response query. TACACS+ is designed to support all of these, and be powerful enough to handle any future mechanisms. Authentication generally takes place when the user first logs in to a machine or requests a service of it.

Authentication is not mandatory; it is a site-configured option. Some sites do not require it. Others require it only for certain services (see authorization below). Authentication may also take place when a user attempts to gain extra privileges, and must identify himself or herself as someone who possesses the required information (passwords, etc.) for those privileges.

### Authorization

It is important to distinguish Authorization from Authentication. Authorization is the action of determining what a user is allowed to do. Generally authentication precedes authorization, but again, this is not required. An authorization request may indicate that the user is not authenticated (we don't know who they are). In this case it is up to the authorization agent to determine if an unauthenticated user is allowed the services in question.

In TACACS+, authorization does not merely provide yes or no answers, but it may also customize the service for the particular user. Examples of when authorization would be performed are: When a user first logs in and wants to start a shell, or when a user starts PPP and wants to use IP over PPP with a particular IP address. The TACACS+ server might respond to these requests by allowing the service, but placing a time restriction on the login shell, or by requiring IP access lists on the PPP connection. For a list of authorization attributes, see the authorization section ([Section 5](#)) .

### Accounting

Accounting is typically the third action after authentication and authorization. But again, neither authentication nor authorization



is required. Accounting is the action of recording what a user is doing, and/or has done. Accounting in TACACS+ can serve two purposes: It may be used as an auditing tool for security services. It may also be used to account for services used, such as in a billing environment. To this end, TACACS+ supports three types of accounting records. Start records indicate that a service is about to begin. Stop records indicate that a service has just terminated, and Update records are intermediate notices that indicate that a service is still being performed. TACACS+ accounting records contain all the information used in the authorization records, and also contain accounting specific information such as start and stop times (when appropriate) and resource usage information. A list of accounting attributes is defined in the accounting section ([Section 6](#)) .

## Client

The client is any device, (often a Network Access Server) that provides access services. The clients usually provide a character mode front end and then allow the user to telnet or rlogin to another host. A client may also support protocol based access services.

## Server

The server receives TACACS+ protocol requests, and replies according to its business model, in accordance with the flows defined in this document.

## Packet

All uses of the word packet in this document refer to TACACS+ protocol packets unless explicitly noted otherwise.

## **[3. TACACS+ Connections and Sessions](#)**

### **[3.1. Connection](#)**

TACACS+ uses TCP for its transport. Server port 49 is allocated for TACACS+ traffic.

### **[3.2. Session](#)**

The concept of a session is used throughout this document. A TACACS+ session is a single authentication sequence, a single authorization exchange, or a single accounting exchange.

An accounting and authorization session will consist of a single pair of packets (the request and its reply). An authentication session





may involve an arbitrary number of packets being exchanged. The session is an operational concept that is maintained between the TACACS+ client and server. It does not necessarily correspond to a given user or user action.

### **3.3. Single Connect Mode**

The packet header (see below) contains a flag to allow sessions to be multiplexed on a connection.

If a client sets this flag, this indicates that it supports multiplexing TACACS+ sessions over a single TCP connection. The client **MUST NOT** send a second packet on a connection until single-connect status has been established.

If the server sets this flag in the first reply packet in response to the first packet from a client, this indicates its willingness to support single-connection over the current connection. The server may set this flag even if the client does not set it, but the client is under no obligation to honor it.

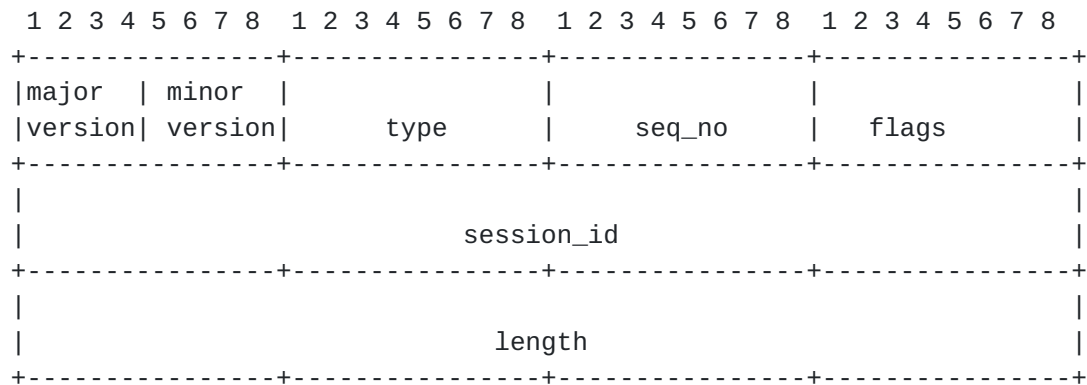
The flag is only relevant for the first two packets on a connection, to allow the client and server to establish single connection mode. The flag **MUST** be ignored after these two packets since the single-connect status of a connection, once established, must not be changed. The connection must instead be closed and a new connection opened, if required.

When single-connect status is established, multiple sessions **MUST** be allowed simultaneously and/or consecutively on a single TCP connection. If single-connect status has not been established in the first two packets of a TCP connection, then the connection must be closed at the end of the first session.

### **3.4. The TACACS+ Packet Header**

All TACACS+ packets begin with the following 12 byte header. The header describes the remainder of the packet:





major\_version

This is the major TACACS+ version number.

TAC\_PLUS\_MAJOR\_VER := 0xc

minor\_version

The minor TACACS+ version number.

TAC\_PLUS\_MINOR\_VER\_DEFAULT := 0x0

TAC\_PLUS\_MINOR\_VER\_ONE := 0x1

type

This is the packet type. Legal values are:

TAC\_PLUS\_AUTHEN := 0x01 (Authentication)

TAC\_PLUS\_AUTHOR := 0x02 (Authorization)

TAC\_PLUS\_ACCT := 0x03 (Accounting)

seq\_no

This is the sequence number of the current packet for the current session. The first packet in a session MUST have the sequence number 1 and each subsequent packet will increment the sequence number by one. Thus clients only send packets containing odd sequence numbers, and TACACS+ servers only send packets containing even sequence numbers.

The sequence number must never wrap i.e. if the sequence number  $2^8-1$  is ever reached, that session must terminate and be restarted with a sequence number of 1.



## flags

This field contains various bitmapped flags.

The unencrypted flag bit says whether encryption is being used on the body of the packet (the entire portion after the header).

TAC\_PLUS\_UNENCRYPTED\_FLAG := 0x01

If this flag is set, then body encryption is not used. If this flag is cleared, the packet is encrypted. Unencrypted packets are intended for testing, and are not recommended for normal use.

The single-connection flag:

TAC\_PLUS\_SINGLE\_CONNECT\_FLAG := 0x04

This flag is used to allow a client and server to agree whether multiple sessions may be multiplexed onto a single connection.

## session\_id

The Id for this TACACS+ session. The session id is to be selected randomly. This field does not change for the duration of the TACACS+ session. (If this value is not a cryptographically strong random number, it will compromise the protocol's security, see [RFC 1750](#) [[RFC1750](#)] )

## length

The total length of the packet body (not including the header). This value is in network byte order. Packets are never padded beyond this length.

### **3.5. The TACACS+ Packet Body**

The TACACS+ body types are defined in the packet header. The remainder of this document will address the contents of the different TACACS+ bodies. The following general rules apply to all TACACS+ body types:

- Any variable length data fields which are unused MUST have a length value equal to zero.
- Unused fixed length fields SHOULD have values of zero.
- All data and message fields in a packet MUST NOT be null terminated.



- All length values are unsigned and in network byte order.
- There will be no padding in any of the fields or at the end of a packet.

### **3.6. Encryption**

The body of packets may be encrypted. The following sections describe the encryption mechanism that is supported to enable backwards compatibility with 'The Draft'.

When the encryption mechanism relies on a secret key, it is referring to a shared secret value that is known to both the client and the server. This document does not discuss the management and storage of those keys. It is an implementation detail of the server and client, as to whether they will maintain only one key, or a different key for each client or server with which they communicate. For security reasons, the latter options **MUST** be available, but it is a site dependent decision as to whether the use of separate keys is appropriate.

The encrypted flag field may be set as follows:

```
TAC_PLUS_UNENCRYPTED_FLAG == 0x0
```

In this case, the packet body is encrypted by XOR-ing it byte-wise with a pseudo random pad.

```
ENCRYPTED {data} == data ^ pseudo_pad
```

The pad is generated by concatenating a series of MD5 hashes (each 16 bytes long) and truncating it to the length of the input data.

Whenever used in this document, MD5 refers to the "RSA Data Security, Inc. MD5 Message-Digest Algorithm" as specified in [RFC 1321](#) [[RFC1321](#)].

```
pseudo_pad = {MD5_1 [,MD5_2 [ ... ,MD5_n]]} truncated to len(data)
```

The first MD5 hash is generated by concatenating the session\_id, the secret key, the version number and the sequence number and then running MD5 over that stream. All of those input values are available in the packet header, except for the secret key which is a shared secret between the TACACS+ client and server.

The version number is the one byte concatenation of the major and minor version numbers.





The session id is used in network byte order.

Subsequent hashes are generated by using the same input stream, but concatenating the previous hash value at the end of the input stream.

```
MD5_1 = MD5{session_id, key, version, seq_no} MD5_2 = MD5{session_id,
key, version, seq_no, MD5_1} .... MD5_n = MD5{session_id, key,
version, seq_no, MD5_n-1}
```

When a server detects that the secret(s) it has configured for the device mismatch, it MUST return ERROR. The handling of the TCP connection by the server is implementation independent.

```
TAC_PLUS_UNENCRYPTED_FLAG == 0x1
```

In this case, the entire packet body is in cleartext. Encryption and decryption are null operations. This method must only be used for debugging. It does not provide data protection or authentication and is highly susceptible to packet spoofing. Implementing this encryption method is optional.

If deployment is configured for encrypting a connection then do not skip decryption simply because an incoming packet indicates that it is not encrypted. If the unencrypted flag is not set when expected, then it must be dropped.

After a packet body is decrypted, the lengths of the component values in the packet are summed. If the sum is not identical to the cleartext datalength value from the header, the packet MUST be discarded, and an error signalled. The underlying TCP connection MAY also be closed, if it is not being used for other sessions in single-connect mode.

Commonly such failures are seen when the keys are mismatched between the client and the TACACS+ server.

If an error must be declared but the type of the incoming packet cannot be determined, a packet with the identical cleartext header but with a sequence number incremented by one and the length set to zero MUST be returned to indicate an error.

### **3.7. Text Encoding**

All text fields in TACACS+ MUST be US-ASCII, excepting special consideration given to user field and data fields used for passwords.

To ensure interoperability of current deployments, the TACACS+ client and server MUST handle user field and data fields used for passwords



as 8 bit octet strings. The deployment operator MUST ensure that consistent character encoding is applied. The encoding SHOULD be UTF-8, and other encodings outside US-ASCII SHOULD be deprecated.

## 4. Authentication

### 4.1. The Authentication START Packet Body

```

 1 2 3 4 5 6 7 8 1 2 3 4 5 6 7 8 1 2 3 4 5 6 7 8 1 2 3 4 5 6 7 8
+-----+-----+-----+-----+
|  action      |  priv_lvl   |  authen_type |  authen_service |
+-----+-----+-----+-----+
|  user_len    |  port_len   |  rem_addr_len |  data_len       |
+-----+-----+-----+-----+
|  user ...    |              |               |                 |
+-----+-----+-----+-----+
|  port ...    |              |               |                 |
+-----+-----+-----+-----+
|  rem_addr ...|              |               |                 |
+-----+-----+-----+-----+
|  data...     |              |               |                 |
+-----+-----+-----+-----+

```

Packet fields are as follows:

action

This describes the authentication action to be performed. Legal values are:

TAC\_PLUS\_AUTHEN\_LOGIN := 0x01

TAC\_PLUS\_AUTHEN\_CHPASS := 0x02

TAC\_PLUS\_AUTHEN\_SENDAUTH := 0x04

priv\_lvl

This indicates the privilege level that the user is authenticating as. Please refer to the Privilege Level section ([Section 8](#)) below.

authen\_type

The type of authentication that is being performed. Legal values are:

TAC\_PLUS\_AUTHEN\_TYPE\_ASCII := 0x01



TAC\_PLUS\_AUTHEN\_TYPE\_PAP := 0x02

TAC\_PLUS\_AUTHEN\_TYPE\_CHAP := 0x03

TAC\_PLUS\_AUTHEN\_TYPE\_ARAP := 0x04 (deprecated)

TAC\_PLUS\_AUTHEN\_TYPE\_MSCHAP := 0x05

TAC\_PLUS\_AUTHEN\_TYPE\_MSCHAPV2 := 0x06

#### authen\_service

This is the service that is requesting the authentication. Legal values are:

TAC\_PLUS\_AUTHEN\_SVC\_NONE := 0x00

TAC\_PLUS\_AUTHEN\_SVC\_LOGIN := 0x01

TAC\_PLUS\_AUTHEN\_SVC\_ENABLE := 0x02

TAC\_PLUS\_AUTHEN\_SVC\_PPP := 0x03

TAC\_PLUS\_AUTHEN\_SVC\_ARAP := 0x04

TAC\_PLUS\_AUTHEN\_SVC\_PT := 0x05

TAC\_PLUS\_AUTHEN\_SVC\_RCMD := 0x06

TAC\_PLUS\_AUTHEN\_SVC\_X25 := 0x07

TAC\_PLUS\_AUTHEN\_SVC\_NASI := 0x08

TAC\_PLUS\_AUTHEN\_SVC\_FWPROXY := 0x09

The TAC\_PLUS\_AUTHEN\_SVC\_NONE option is intended for the authorization application of this field that indicates that no authentication was performed by the device.

The TAC\_PLUS\_AUTHEN\_SVC\_LOGIN option identifies regular login (as opposed to ENABLE) to a client device.

The TAC\_PLUS\_AUTHEN\_SVC\_ENABLE option identifies the ENABLE authen\_service, which refers to a service requesting authentication in order to grant the user different privileges. This is comparable to the Unix "su(1)" command. An authen\_service value of NONE is only to be used when none of the other authen\_service values are appropriate. ENABLE may be requested independently, no requirements



for previous authentications or authorizations are imposed by the protocol.

Other options are included for legacy/backwards compatibility.

user, user\_len

The username is optional in this packet, depending upon the class of authentication. If it is absent, user\_len will be 0, if included, the user\_len MUST indicate the length of the user field, in bytes.

port, port\_len

The US-ASCII name of the client port on which the authentication is taking place, and its length in bytes. The value of this field is client specific. (For example, Cisco uses "tty10" to denote the tenth tty line and "Async10" to denote the tenth async interface). The port\_len MUST indicate the length of the port field, in bytes.

rem\_addr, rem\_addr\_len

An US-ASCII string this is a "best effort" description of the remote location from which the user has connected to the client. It is intended to hold a network address if the user is connected via a network, a caller ID if the user is connected via ISDN or a POTS, or any other remote location information that is available. This field is optional (since the information may not be available). The rem\_addr\_len MUST indicate the length of the user field, in bytes.

data, data\_len


This field is used to send data appropriate for the action and authen\_type. It is described in more detail in the section Common Authentication flows ([Section 4.4.2](#)). The data\_len MUST indicate the length of the data field, in bytes.

#### **[4.2.](#) The Authentication REPLY Packet Body**

The TACACS+ server sends only one type of authentication packet (a REPLY packet) to the client. The REPLY packet body looks as follows:







### status

The current status of the authentication. Legal values are:

TAC\_PLUS\_AUTHEN\_STATUS\_PASS := 0x01

TAC\_PLUS\_AUTHEN\_STATUS\_FAIL := 0x02

TAC\_PLUS\_AUTHEN\_STATUS\_GETDATA := 0x03

TAC\_PLUS\_AUTHEN\_STATUS\_GETUSER := 0x04

TAC\_PLUS\_AUTHEN\_STATUS\_GETPASS := 0x05

TAC\_PLUS\_AUTHEN\_STATUS\_RESTART := 0x06

TAC\_PLUS\_AUTHEN\_STATUS\_ERROR := 0x07

TAC\_PLUS\_AUTHEN\_STATUS\_FOLLOW := 0x21

### flags

Bitmapped flags that modify the action to be taken. The following values are defined:

TAC\_PLUS\_REPLY\_FLAG\_NOECHO := 0x01

### server\_msg, server\_msg\_len

c A message to be displayed to the user. This field is optional. If it exists, it is intended to be presented to the user. US-ASCII charset MUST be used. The server\_msg\_len MUST indicate the length of the server\_msg field, in bytes.

### data, data\_len

This field holds data that is a part of the authentication exchange and is intended for the client, not the user. It is described in more detail in the section Common Authentication flows



([Section 4.4.2](#)) . The data\_len MUST indicate the length of the data field, in bytes.

#### 4.3. The Authentication CONTINUE Packet Body

This packet is sent from the client to the server following the receipt of a REPLY packet.

```

 1 2 3 4 5 6 7 8 1 2 3 4 5 6 7 8 1 2 3 4 5 6 7 8 1 2 3 4 5 6 7 8
+-----+-----+-----+-----+
|          user_msg len          |          data_len          |
+-----+-----+-----+-----+
|   flags   | user_msg ...      |
+-----+-----+-----+-----+
|   data ...|
+-----+

```

user\_msg, user\_msg\_len

This field is the string that the user entered, or the client provided on behalf of the user, in response to the server\_msg from a REPLY packet. The user\_len MUST indicate the length of the user field, in bytes.

data, data\_len

This field carries information that is specific to the action and the authen\_type for this session. Valid uses of this field are described below. The data\_len MUST indicate the length of the data field, in bytes.

flags

This holds the bitmapped flags that modify the action to be taken. The following values are defined:

TAC\_PLUS\_CONTINUE\_FLAG\_ABORT := 0x01

#### 4.4. Description of Authentication Process

The action, authen\_type and authen\_service fields (described above) combine to determine what kind of authentication is to be performed. Every authentication START, REPLY and CONTINUE packet includes a data field. The use of this field is dependent upon the kind of the Authentication.

A set of standard kinds of authentication is defined in this document. Each authentication flow consists of a START packet. The



server responds either with a request for more information (GETDATA, GETUSER or GETPASS) or a termination (PASS or FAIL). The actions and meanings when the server sends a RESTART, ERROR or FOLLOW are common and are described further below.

When the REPLY status equals TAC\_PLUS\_AUTHEN\_STATUS\_GETDATA, TAC\_PLUS\_AUTHEN\_STATUS\_GETUSER or TAC\_PLUS\_AUTHEN\_STATUS\_GETPASS, then authentication continues and the SHOULD provide server\_msg content for the client to prompt the user for more information. The client MUST then return a CONTINUE packet containing the requested information in the user\_msg field.

All three cause the same action to be performed, but the use of TAC\_PLUS\_AUTHEN\_STATUS\_GETUSER, indicates to the client that the user response will be interpreted as a username, and for TAC\_PLUS\_AUTHEN\_STATUS\_GETPASS, that the user response represents will be interpreted as a password. TAC\_PLUS\_AUTHEN\_STATUS\_GETDATA is the generic request for more information to flexibly support future requirements. If the TAC\_PLUS\_REPLY\_FLAG\_NOECHO flag is set in the REPLY, then the user response must not be echoed as it is entered. The data field is only used in the REPLY where explicitly defined below.

#### [4.4.1.](#) Version Behaviour

The TACACS+ protocol is versioned to allow revisions while maintaining backwards compatibility. The version number is in every packet header. The changes between minor\_version 0 and 1 apply only to the authentication process, and all deal with the way that CHAP and PAP authentications are handled. minor\_version 1 may only be used for authentication kinds that explicitly call for it in the table below:

	LOGIN	CHPASS	SENDAUTH
ASCII	v0	v0	-
PAP	v1	-	v1
CHAP	v1	-	v1
MS-CHAPv1/2	v1	-	v1

The '-' symbol represents that the option is not valid.

When a server receives a packet with a minor\_version that it does not support, it will return an ERROR status with the minor\_version set to the closest supported value.



In `minor_version 0`, Inbound PAP performed a normal LOGIN, sending the username in the START packet and then waiting for a GETPASS and sending the password in a CONTINUE packet.

In `minor_version 1`, CHAP and inbound PAP use LOGIN to perform inbound authentication and the exchanges use the data field so that the client only sends a single START packet and expects to receive a PASS or FAIL. SENDAUTH is only used for PPP when performing outbound authentication.

NOTE: Only those requests which have changed from their `minor_version 0` implementation (i.e. CHAP, MS-CHAP and PAP authentications) will use the new `minor_version` number of 1. All other requests (i.e. all authorisation and accounting and ASCII authentication) MUST continue to use the same `minor_version` number of 0. The removal of SENDPASS was prompted by security concerns, and is no longer considered part of the TACACS+ protocol.

#### [4.4.2.](#) Common Authentication Flows

This section describes common authentication flows. If the options are implemented, they MUST follow the description. If the server does not implement an option, it will respond with TAC\_PLUS\_AUTHEN\_STATUS\_ERROR.

##### Inbound ASCII Login

```
action = TAC_PLUS_AUTHEN_LOGIN
authen_type = TAC_PLUS_AUTHEN_TYPE_ASCII
minor_version = 0x0
```

This is a standard ASCII authentication. The START packet may contain the username, but need not do so. The data fields in both the START and CONTINUE packets are not used for ASCII logins. There is a single START followed by zero or more pairs of REPLYs and CONTINUEs, followed by a terminating REPLY (PASS or FAIL).

##### Inbound PAP Login

```
action = TAC_PLUS_AUTHEN_LOGIN
authen_type = TAC_PLUS_AUTHEN_TYPE_PAP
minor_version = 0x1
```

The entire exchange MUST consist of a single START packet and a single REPLY. The START packet MUST contain a username and the data field MUST contain the PAP ASCII password. A PAP authentication only





consists of a username and password [RFC 1334](#) [[RFC1334](#)] . The REPLY from the server MUST be either a PASS or FAIL.

#### Inbound CHAP login

```
action = TAC_PLUS_AUTHEN_LOGIN
authen_type = TAC_PLUS_AUTHEN_TYPE_CHAP
minor_version = 0x1
```

The entire exchange MUST consist of a single START packet and a single REPLY. The START packet MUST contain the username in the user field and the data field will be a concatenation of the PPP id, the challenge and the response.

The length of the challenge value can be determined from the length of the data field minus the length of the id (always 1 octet) and the length of the response field (always 16 octets).

To perform the authentication, the server will run MD5 over the id, the user's secret and the challenge, as defined in the PPP Authentication RFC [RFC 1334](#) [[RFC1334](#)] and then compare that value with the response. The REPLY from the server MUST be a PASS or FAIL.

#### Inbound MS-CHAP v1 login

```
action = TAC_PLUS_AUTHEN_LOGIN
authen_type = TAC_PLUS_AUTHEN_TYPE_MSCHAP
minor_version = 0x1
```

The entire exchange MUST consist of a single START packet and a single REPLY. The START packet MUST contain the username in the user field and the data field will be a concatenation of the PPP id, the MS-CHAP challenge and the MS-CHAP response.

The length of the challenge value can be determined from the length of the data field minus the length of the id (always 1 octet) and the length of the response field (always 49 octets).

To perform the authentication, the server will use a combination of MD4 and DES on the user's secret and the challenge, as defined in [RFC 2433](#) [[RFC2433](#)] and then compare the resulting value with the response. The REPLY from the server MUST be a PASS or FAIL.

For best practices, please refer to [RFC 2433](#) [[RFC2433](#)]

#### Inbound MS-CHAP v2 login



```
action = TAC_PLUS_AUTHEN_LOGIN
authen_type = TAC_PLUS_AUTHEN_TYPE_MSCHAPV2
minor_version = 0x1
```

The entire exchange MUST consist of a single START packet and a single REPLY. The START packet MUST contain the username in the user field and the data field will be a concatenation of the PPP id, the MS-CHAP challenge and the MS-CHAP response.

The length of the challenge value can be determined from the length of the data field minus the length of the id (always 1 octet) and the length of the response field (always 49 octets).

To perform the authentication, the server will use the algorithm specified [RFC2759](#) [[RFC2759](#)] on the user's secret and challenge and then compare the resulting value with the response. The REPLY from the server MUST be a PASS or FAIL.

For best practices for MS-CHAP v2, please refer to [RFC2759](#) [[RFC2759](#)]

#### Enable Requests

```
action = TAC_PLUS_AUTHEN_LOGIN
priv_lvl = implementation dependent
authen_type = not used
service = TAC_PLUS_AUTHEN_SVC_ENABLE
```

This is an ENABLE request, used to change the current running privilege level of a principal. The exchange MAY consist of multiple messages while the server collects the information it requires in order to allow changing the principal's privilege level. This exchange is very similar to an Inbound ASCII login.

In order to readily distinguish enable requests from other types of request, the value of the authen\_service field MUST be set to TAC\_PLUS\_AUTHEN\_SVC\_ENABLE when requesting an ENABLE. It MUST NOT be set to this value when requesting any other operation.

#### ASCII change password request

```
action = TAC_PLUS_AUTHEN_CHPASS
authen_type = TAC_PLUS_AUTHEN_TYPE_ASCII
```

This exchange consists of multiple messages while the server collects the information it requires in order to change the user's password.



It is very similar to an ASCII login. The status value `TAC_PLUS_AUTHEN_STATUS_GETPASS` MUST only be used when requesting the "new" password. It MAY be sent multiple times. When requesting the "old" password, the status value MUST be set to `TAC_PLUS_AUTHEN_STATUS_GETDATA`.

#### **4.4.3. Aborting an Authentication Session**

The client may prematurely terminate a session by setting the `TAC_PLUS_CONTINUE_FLAG_ABORT` flag in the `CONTINUE` message. If this flag is set, the data portion of the message may contain an ASCII message explaining the reason for the abort. The session is terminated and no `REPLY` message is sent.

There are three other possible return status values that can be used in a `REPLY` packet. These can be sent regardless of the action or `authen_type`. Each of these indicates that the TACACS+ authentication session is terminated. In each case, the `server_msg` may contain a message to be displayed to the user.

When the status equals `TAC_PLUS_AUTHEN_STATUS_FOLLOW` the packet indicates that the TACACS+ server requests that authentication is performed with an alternate server. The data field MUST contain ASCII text describing one or more servers. A server description appears like this:

```
[@<protocol>@]<host>>[@<key>]
```

If more than one host is specified, they MUST be separated into rows by an ASCII Carriage Return (0x0D).

The protocol and key are optional, and apply only to host in the same row. The protocol can describe an alternate way of performing the authentication, other than TACACS+. If the protocol is not present, then TACACS+ is assumed.

Protocols are ASCII numbers corresponding to the methods listed in the `authen_method` field of authorization packets (defined below). The host is specified as either a fully qualified domain name, or an ASCII numeric IPV4 address specified as octets separated by dots ('.'), or IPV6 address test representation defined in [RFC 4291](#).

If a key is supplied, the client MAY use the key in order to authenticate to that host. The client may use a preconfigured key for the host if it has one. If not then the client may communicate with the host using unencrypted option.



Use of the hosts in a TAC\_PLUS\_AUTHEN\_STATUS\_FOLLOW packet is at the discretion of the TACACS+ client. It may choose to use any one, all or none of these hosts. If it chooses to use none, then it MUST treat the authentication as if the return status was TAC\_PLUS\_AUTHEN\_STATUS\_FAIL.

While the order of hosts in this packet indicates a preference, but the client is not obliged to use that ordering.

If the status equals TAC\_PLUS\_AUTHEN\_STATUS\_ERROR, then the host is indicating that it is experiencing an unrecoverable error and the authentication will proceed as if that host could not be contacted. The data field may contain a message to be printed on an administrative console or log.

If the status equals TAC\_PLUS\_AUTHEN\_STATUS\_RESTART, then the authentication sequence is restarted with a new START packet from the client. This REPLY packet indicates that the current authen\_type value (as specified in the START packet) is not acceptable for this session, but that others may be.

If a client chooses not to accept the TAC\_PLUS\_AUTHEN\_STATUS\_RESTART packet, then it is TREATED as if the status was TAC\_PLUS\_AUTHEN\_STATUS\_FAIL.

## 5. Authorization

This part of the TACACS+ protocol provides an extensible way of providing remote authorization services. An authorization session is defined as a single pair of messages, a REQUEST followed by a RESPONSE.

The authorization REQUEST message contains a fixed set of fields that indicate how the user was authenticated or processed and a variable set of arguments that describe the services and options for which authorization is requested.

The RESPONSE contains a variable set of response arguments (attribute-value pairs) that can restrict or modify the clients actions.

The arguments in both a REQUEST and a RESPONSE can be specified as either mandatory or optional. An optional argument is one that may or may not be used, modified or even understood by the recipient.

A mandatory argument MUST be both understood and used. This allows for extending the attribute list while providing secure backwards compatibility.





### 5.1. The Authorization REQUEST Packet Body

```

      1 2 3 4 5 6 7 8  1 2 3 4 5 6 7 8  1 2 3 4 5 6 7 8  1 2 3 4 5 6 7 8
+-----+-----+-----+-----+
| authen_method |   priv_lvl   | authen_type | authen_service |
+-----+-----+-----+-----+
|   user_len   |   port_len   | rem_addr_len |   arg_cnt   |
+-----+-----+-----+-----+
| arg_1_len   | arg_2_len   |     ...     | arg_N_len   |
+-----+-----+-----+-----+
| user ...
+-----+-----+-----+-----+
| port ...
+-----+-----+-----+-----+
| rem_addr ...
+-----+-----+-----+-----+
| arg_1 ...
+-----+-----+-----+-----+
| arg_2 ...
+-----+-----+-----+-----+
| ...
+-----+-----+-----+-----+
| arg_N ...
+-----+-----+-----+-----+

```

authen\_method

This indicates the authentication method used by the client to acquire the user information.

TAC\_PLUS\_AUTHEN\_METH\_NOT\_SET := 0x00

TAC\_PLUS\_AUTHEN\_METH\_NONE := 0x01

TAC\_PLUS\_AUTHEN\_METH\_KRB5 := 0x02

TAC\_PLUS\_AUTHEN\_METH\_LINE := 0x03

TAC\_PLUS\_AUTHEN\_METH\_ENABLE := 0x04

TAC\_PLUS\_AUTHEN\_METH\_LOCAL := 0x05

TAC\_PLUS\_AUTHEN\_METH\_TACACSPLUS := 0x06

TAC\_PLUS\_AUTHEN\_METH\_GUEST := 0x08

TAC\_PLUS\_AUTHEN\_METH\_RADIUS := 0x10



TAC\_PLUS\_AUTHEN\_METH\_KRB4 := 0x11

TAC\_PLUS\_AUTHEN\_METH\_RCMD := 0x20

KRB5 and KRB4 are Kerberos version 5 and 4. LINE refers to a fixed password associated with the terminal line used to gain access. LOCAL is a client local user database. ENABLE is a command that authenticates in order to grant new privileges. TACACSPLUS is, of course, TACACS+. GUEST is an unqualified guest authentication, such as an ARAP guest login. RADIUS is the Radius authentication protocol. RCMD refers to authentication provided via the R-command protocols from Berkeley Unix.

priv\_lvl

This field is used in the same way as the priv\_lvl field in authentication request and is described in the Privilege Level section ([Section 8](#)) below. It indicates the users current privilege level.

authen\_type

This field matches the authen\_type field in the authentication section ([Section 4](#)) above. It indicates the type of authentication that was performed. If this information is not available, then the client will set authen\_type to: TAC\_PLUS\_AUTHEN\_TYPE\_NOT\_SET := 0x00. This value is valid only in authorization and accounting requests.

authen\_service

This field matches the authen\_service field in the authentication section ([Section 4](#)) above. It indicates the service through which the user authenticated.

user, user\_len

This field contains the user's account name. The user\_len MUST indicate the length of the user field, in bytes.

port, port\_len

This field matches the port field in the authentication section ([Section 4](#)) above. The port\_len MUST indicate the length of the port field, in bytes.

rem\_addr, rem\_addr\_len



This field matches the `rem_addr` field in the authentication section ([Section 4](#)) above. The `rem_addr_len` MUST indicate the length of the port field, in bytes.

`arg_cnt`

The number of authorization arguments to follow

`arg_1 ... arg_N, arg_1_len .... arg_N_len`

The attribute-value pair that describes the authorization to be performed. (see below), and their corresponding length fields (which MUST indicate the length of each argument in bytes).

The authorization arguments in both the REQUEST and the RESPONSE are attribute-value pairs. The attribute and the value are in a single US-ASCII string and are separated by either a "=" (0X3D) or a "\*" (0X2A). The equals sign indicates a mandatory argument. The asterisk indicates an optional one.

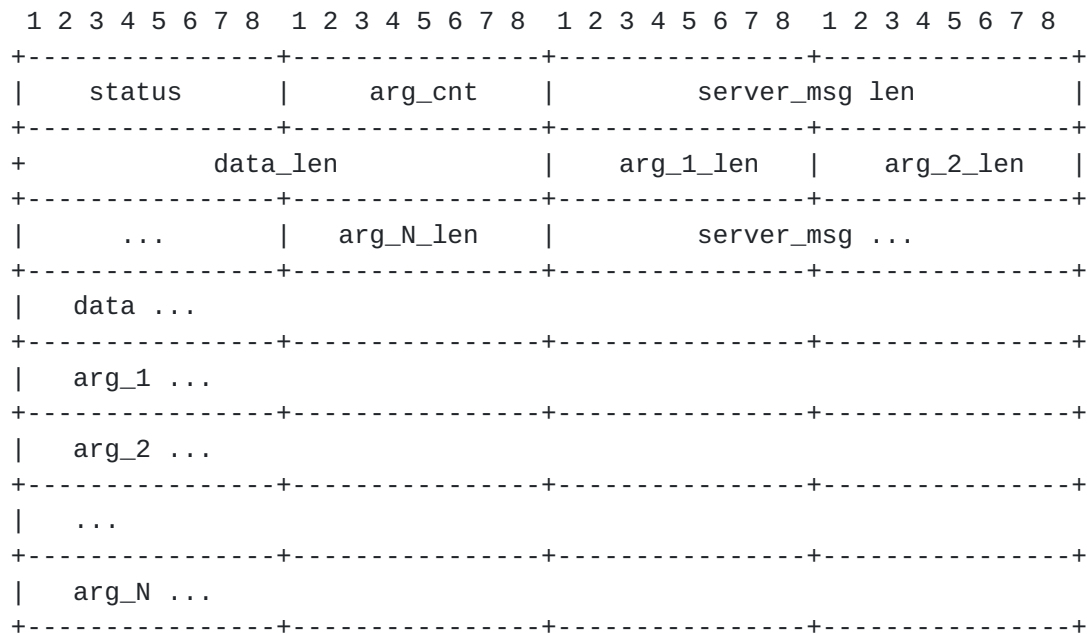
It is not legal for an attribute name to contain either of the separators. It is legal for attribute values to contain the separators.

Optional arguments are ones that may be disregarded by either client or server. Mandatory arguments require that the receiving side understands the attribute and will act on it. If the client receives a mandatory argument that it cannot oblige or does not understand, it MUST consider the authorization to have failed. It is legal to send an attribute-value pair with a NULL (zero length) value.

Attribute-value strings are not NULL terminated, rather their length value indicates their end. The maximum length of an attribute-value string is 255 characters. the minimum is two characters (one name value and the separator)

## **[5.2.](#) The Authorization RESPONSE Packet Body**





status This field indicates the authorization status

TAC\_PLUS\_AUTHOR\_STATUS\_PASS\_ADD := 0x01

TAC\_PLUS\_AUTHOR\_STATUS\_PASS\_REPL := 0x02

TAC\_PLUS\_AUTHOR\_STATUS\_FAIL := 0x10

TAC\_PLUS\_AUTHOR\_STATUS\_ERROR := 0x11

TAC\_PLUS\_AUTHOR\_STATUS\_FOLLOW := 0x21

server\_msg, server\_msg\_len

This is an US-ASCII string that may be presented to the user. The decision to present this message is client specific. The server\_msg\_len MUST indicate the length of the server\_msg field, in bytes.

data, data\_len

This is an US-ASCII string that may be presented on an administrative display, console or log. The decision to present this message is client specific. The data\_len MUST indicate the length of the data field, in bytes.

arg\_cnt

The number of authorization arguments to follow.





arg\_1 ... arg\_N, arg\_1\_len .... arg\_N\_len

The attribute-value pair that describes the authorization to be performed. (see below), and their corresponding length fields (which MUST indicate the length of each argument in bytes).

If the status equals TAC\_PLUS\_AUTHOR\_STATUS\_FAIL, then the appropriate action is to deny the user action.

If the status equals TAC\_PLUS\_AUTHOR\_STATUS\_PASS\_ADD, then the arguments specified in the request are authorized and the arguments in the response are to be used IN ADDITION to those arguments.

If the status equals TAC\_PLUS\_AUTHOR\_STATUS\_PASS\_REPL then the arguments in the request are to be completely replaced by the arguments in the response.

If the intended action is to approve the authorization with no modifications, then the status is set to TAC\_PLUS\_AUTHOR\_STATUS\_PASS\_ADD and the arg\_cnt is set to 0.

A status of TAC\_PLUS\_AUTHOR\_STATUS\_ERROR indicates an error occurred on the server.

When the status equals TAC\_PLUS\_AUTHOR\_STATUS\_FOLLOW, then the arg\_cnt MUST be 0. In that case, the actions to be taken and the contents of the data field are identical to the TAC\_PLUS\_AUTHEN\_STATUS\_FOLLOW status for Authentication. None of the arg values have any relevance if an ERROR is set, and must be ignored.

## **6. Accounting**

### **6.1. The Account REQUEST Packet Body**

TACACS+ accounting is very similar to authorization. The packet format is also similar. There is a fixed portion and an extensible portion. The extensible portion uses all the same attribute-value pairs that authorization uses, and adds several more.



1	2	3	4	5	6	7	8	1	2	3	4	5	6	7	8	1	2	3	4	5	6	7	8	1	2	3	4	5	6	7	8
+-----+								+-----+								+-----+								+-----+							
flags								authen_method								priv_lvl								authen_type							
+-----+								+-----+								+-----+								+-----+							
authen_service								user_len								port_len								rem_addr_len							
+-----+								+-----+								+-----+								+-----+							
arg_cnt								arg_1_len								arg_2_len								...							
+-----+								+-----+								+-----+								+-----+							
arg_N_len								user ...																							
+-----+								+-----+								+-----+								+-----+							
port ...																															
+-----+								+-----+								+-----+								+-----+							
rem_addr ...																															
+-----+								+-----+								+-----+								+-----+							
arg_1 ...																															
+-----+								+-----+								+-----+								+-----+							
arg_2 ...																															
+-----+								+-----+								+-----+								+-----+							
...																															
+-----+								+-----+								+-----+								+-----+							
arg_N ...																															
+-----+								+-----+								+-----+								+-----+							

flags

This holds bitmapped flags.

TAC\_PLUS\_ACCT\_FLAG\_START := 0x02

TAC\_PLUS\_ACCT\_FLAG\_STOP := 0x04

TAC\_PLUS\_ACCT\_FLAG\_WATCHDOG := 0x08

All other fields are defined in the authorization and authentication sections above and have the same semantics.

See [section 12](#) Accounting Attribute-value Pairs for the dictionary of attributes relevant to accounting.

## 6.2. The Accounting REPLY Packet Body

The response to an accounting message is used to indicate that the accounting function on the server has completed. The server will reply with success only when the record has been committed to the required level of security, relieving the burden on the client from ensuring any better form of accounting is required.



```

 1 2 3 4 5 6 7 8  1 2 3 4 5 6 7 8  1 2 3 4 5 6 7 8  1 2 3 4 5 6 7 8
+-----+-----+-----+-----+
|           server_msg len           |           data_len           |
+-----+-----+-----+-----+
|      status      |           server_msg ...           |
+-----+-----+-----+-----+
|      data ...    |
+-----+

```

status

This is the return status. Values are:

TAC\_PLUS\_ACCT\_STATUS\_SUCCESS := 0x01

TAC\_PLUS\_ACCT\_STATUS\_ERROR := 0x02

TAC\_PLUS\_ACCT\_STATUS\_FOLLOW := 0x21

server\_msg, server\_msg\_len

This is a US-ASCII string that may be presented to the user. The decision to present this message is client specific. The server\_msg\_len MUST indicate the length of the server\_msg field, in bytes.

data, data\_len

This is a US-ASCII string that may be presented on an administrative display, console or log. The decision to present this message is client specific. The data\_len MUST indicate the length of the data field, in bytes.

When the status equals TAC\_PLUS\_ACCT\_STATUS\_FOLLOW, then the actions to be taken and the contents of the data field are identical to the TAC\_PLUS\_AUTHEN\_STATUS\_FOLLOW status for Authentication.

The server MUST terminate the session after sending a REPLY.

The TAC\_PLUS\_ACCT\_FLAG\_START flag indicates that this is a start accounting message. Start messages will only be sent once when a task is started. The TAC\_PLUS\_ACCT\_FLAG\_STOP indicates that this is a stop record and that the task has terminated. The TAC\_PLUS\_ACCT\_FLAG\_WATCHDOG flag means that this is an update record. Update records are sent at the client's discretion when the task is still running.

Summary of Accounting Packets



Watchdog	Stop	Start	Flags & 0xE	Meaning
0	0	0	0	INVALID
0	0	1	2	Start Accounting Record
0	1	0	4	Stop Accounting Record
0	1	1	6	INVALID
1	0	0	8	Watchdog, no update
1	0	1	A	Watchdog, with update
1	1	0	C	INVALID
1	1	1	E	INVALID

The START and STOP flags are mutually exclusive. When the WATCHDOG flag is set along with the START flag, it indicates that the update record is a duplicate of the original START record. If the START flag is not set, then this indicates a minimal record indicating only that task is still running. The STOP flag MUST NOT be set in conjunction with the WATCHDOG flag.

The Server MUST respond with TAC\_PLUS\_ACCT\_STATUS\_ERROR if the client requests an INVALID option.

## 7. Attribute-Value Pairs

TACACS+ is intended to be an extensible protocol. The attributes used in Authorization and Accounting are not fixed. Some attributes are defined below for common use cases, clients MUST use these attributes when supporting the corresponding use cases.

All numeric values in an attribute-value string are provided as decimal US-ASCII numbers, unless otherwise stated.

All boolean attributes are encoded with values "true" or "false".

It is recommended that hosts be specified as a numeric address so as to avoid any ambiguities.

Absolute times are specified in seconds since the epoch, 12:00am Jan 1 1970. The timezone MUST be UTC unless a timezone attribute is specified.

Attributes may be submitted with no value, in which case they consist of the name and the mandatory or optional separator. For example, the attribute "cmd" which has no value is transmitted as a string of 4 characters "cmd="





### **7.1. Authorization Attributes**

#### **service**

The primary service. Specifying a service attribute indicates that this is a request for authorization or accounting of that service. Current values are "slip", "ppp", "shell", "tty-server", "connection", "system" and "firewall". This attribute MUST always be included.

#### **protocol**

a protocol that is a subset of a service. An example would be any PPP NCP. Currently known values are "lcp", "ip", "ipx", "atalk", "vines", "lat", "xremote", "tn3270", "telnet", "rlogin", "pad", "vpdn", "ftp", "http", "deccp", "osicp" and "unknown".

#### **cmd**

a shell (exec) command. This indicates the command name for a shell command that is to be run. This attribute MUST be specified if service equals "shell". If no value is present then the shell itself is being referred to.

#### **cmd-arg**

an argument to a shell (exec) command. This indicates an argument for the shell command that is to be run. Multiple cmd-arg attributes may be specified, and they are order dependent.

#### **acl**

US-ASCII number representing a connection access list. Used only when value of service is "shell" and cmd has no value.

#### **inacl**

US-ASCII identifier for an interface input access list.

#### **outacl**

US-ASCII identifier for an interface output access list.

#### **zonelist**

A numeric zonelist value. (Applicable to AppleTalk only).

#### **addr**



a network address

addr-pool

The identifier of an address pool from which the client can assign an address.

routing

A boolean. Specifies whether routing information is to be propagated to, and accepted from this interface.

route

Indicates a route that is to be applied to this interface. Values MUST be of the form "<dst\_address> <mask> [<routing\_addr>]". If a <routing\_addr> is not specified, the resulting route is via the requesting peer.

timeout

an absolute timer for the connection (in minutes). A value of zero indicates no timeout.

idletime

an idle-timeout for the connection (in minutes). A value of zero indicates no timeout.

autocmd

an auto-command to run. Used only when service=shell and cmd=NULL

noescape

Boolean. Prevents user from using an escape character. Used only when service=shell and cmd=NULL

nohangup

Boolean. Do not disconnect after an automatic command. Used only when service=shell and cmd=NULL

priv-lvl

privilege level to be assigned. Please refer to the Privilege Level section ([Section 8](#)) below.



remote\_user

remote\_userid (authen\_method must have the value TAC\_PLUS\_AUTHEN\_METH\_RCMD). In the case of rcmd authorizations, the authen\_method will be set to TAC\_PLUS\_AUTHEN\_METH\_RCMD and the remote\_user and remote\_host attributes will provide the remote user and host information to enable rhost style authorization. The response may request that a privilege level be set for the user.

remote\_host

remote host (authen\_method must have the value TAC\_PLUS\_AUTHEN\_METH\_RCMD)

callback-dialstring

Indicates that callback is to be done. Value is NULL, or a dialstring. A NULL value indicates that the service MAY choose to get the dialstring through other means.

callback-line

The line number to use for a callback.

callback-rotary

The rotary number to use for a callback.

nocallback-verify

Do not require authentication after callback.

## **7.2. Accounting Attributes**

The following new attributes are defined for TACACS+ accounting only. When these attribute-value pairs are included in the argument list, they will precede any attribute-value pairs that are defined in the authorization section ([Section 5](#)) above.

task\_id

Start and stop records for the same event MUST have matching task\_id attribute values. The client must not reuse a specific task\_id in a start record until it has sent a stop record for that task\_id.

start\_time

The time the action started ().



stop\_time

The time the action stopped (in seconds since the epoch.)

elapsed\_time

The elapsed time in seconds for the action. Useful when the device does not keep real time.

timezone

The timezone abbreviation for all timestamps included in this packet.

event

Used only when "service=system". Current values are "net\_acct", "cmd\_acct", "conn\_acct", "shell\_acct" "sys\_acct" and "clock\_change". These indicate system level changes. The flags field SHOULD indicate whether the service started or stopped.

reason

Accompanies an event attribute. It describes why the event occurred.

bytes

The number of bytes transferred by this action

bytes\_in

The number of input bytes transferred by this action

bytes\_out

The number of output bytes transferred by this action

paks

The number of packets transferred by this action.

paks\_in

The number of input packets transferred by this action.

paks\_out

The number of output packets transferred by this action.





status

The numeric status value associated with the action. This is a signed four (4) byte word in network byte order. 0 is defined as success. Negative numbers indicate errors. Positive numbers indicate non-error failures. The exact status values may be defined by the client.

err\_msg

An US-ASCII string describing the status of the action.

## **8. Privilege Levels**

The TACACS+ Protocol supports flexible authorization schemes through the extensible attributes. One scheme is built in to the protocol: Privilege Levels. Privilege Levels are ordered values from 0 to 15 with each level representing a privilege level that is a superset of the next lower value. Pre-defined values are:

TAC\_PLUS\_PRIV\_LVL\_MAX := 0x0f

TAC\_PLUS\_PRIV\_LVL\_ROOT := 0x0f

TAC\_PLUS\_PRIV\_LVL\_USER := 0x01

TAC\_PLUS\_PRIV\_LVL\_MIN := 0x00

If a client uses a different privilege level scheme, then it must map the privilege level to scheme above.

Privilege Levels are applied in two ways in the TACACS+ protocol:

- As an argument in authorization EXEC phase (when service=shell and cmd=NULL), where it is primarily used to set the initial privilege level for the EXEC session.
- In the packet headers for Authentication, Authorization and Accounting. The privilege level in the header is primarily significant in the Authentication phase for enable authentication where a different privilege level is required.

The use of Privilege levels to determine session-based access to commands and resources is not mandatory for clients, but it is in common use so SHOULD be supported by servers.



## 9. TACACS+ Security Considerations

The protocol described in this document has been in widespread use since specified in "The Draft" (1998). However it does not meet modern security standards, and faces vulnerabilities with privacy and authenticity.

For current deployments, it is recommended:

To separate the TACACS+ management traffic from the regular network access traffic.

To use IPsec where available.

Because of the security issues with TACACS+, the authors intend to follow up this document with an enhanced specification of the protocol employing modern security mechanisms.

## 10. References

[TheDraft]

Carrel, D. and L. Grant, "The TACACS+ Protocol Version 1.78", June 1997, <<https://tools.ietf.org/html/draft-grant-tacacs-02>>.

[RFC1321] Rivest, R., "The MD5 Message-Digest Algorithm", [RFC 1321](#), April 1992.

[RFC1334] Lloyd, B. and W. Simpson, "PPP Authentication Protocols", [RFC 1334](#), DOI 10.17487/RFC1334, October 1992, <<http://www.rfc-editor.org/info/rfc1334>>.

[RFC1750] Eastlake 3rd, D., Crocker, S., and J. Schiller, "Randomness Recommendations for Security", [RFC 1750](#), DOI 10.17487/RFC1750, December 1994, <<http://www.rfc-editor.org/info/rfc1750>>.

[RFC2433] Zorn, G. and S. Cobb, "Microsoft PPP CHAP Extensions", [RFC 2433](#), DOI 10.17487/RFC2433, October 1998, <<http://www.rfc-editor.org/info/rfc2433>>.

[RFC2759] Zorn, G., "Microsoft PPP CHAP Extensions, Version 2", [RFC 2759](#), DOI 10.17487/RFC2759, January 2000, <<http://www.rfc-editor.org/info/rfc2759>>.



Authors' Addresses

Thorsten Dahm  
Google Inc  
1600 Amphitheatre Parkway  
Mountain View, CA 94043  
US

EMail: [thorstendlux@google.com](mailto:thorstendlux@google.com)

Andrej Ota  
Google Inc  
1600 Amphitheatre Parkway  
Mountain View, CA 94043  
US

EMail: [aota@google.com](mailto:aota@google.com)

Douglas C. Medway Gash  
Cisco Systems, Inc.  
170 West Tasman Dr.  
San Jose, CA 95134  
US

Phone: +44 0208 8244508  
EMail: [dcmgash@cisco.com](mailto:dcmgash@cisco.com)

David Carrel  
vIPtela, Inc.  
1732 North First St.  
San Jose, CA 95112  
US

EMail: [dcarrrel@viptela.com](mailto:dcarrrel@viptela.com)

Lol Grant

