

Open Shortest Path First IGP  
Internet-Draft  
Intended status: Standards Track  
Expires: August 4, 2018

S. Hegde  
Juniper Networks, Inc.  
P. Sarkar  
Arrcus, Inc.  
H. Gredler  
Individual  
M. Nanduri  
ebay Corporation  
L. Jalil  
Verizon  
January 31, 2018

**OSPF Graceful Link shutdown  
draft-ietf-ospf-link-overload-15**

**Abstract**

When a link is being prepared to be taken out of service, the traffic needs to be diverted from both ends of the link. Increasing the metric to the highest value on one side of the link is not sufficient to divert the traffic flowing in the other direction.

It is useful for the routers in an OSPFv2 or OSPFv3 routing domain to be able to advertise a link as being in a graceful-shutdown state to indicate impending maintenance activity on the link. This information can be used by the network devices to re-route the traffic effectively.

This document describes the protocol extensions to disseminate graceful-link-shutdown information in OSPFv2 and OSPFv3.

**Requirements Language**

The key words "MUST", "MUST NOT", "REQUIRED", "SHALL", "SHALL NOT", "SHOULD", "SHOULD NOT", "RECOMMENDED", "MAY", and "OPTIONAL" in this document are to be interpreted as described in [RFC 2119](#) [[RFC2119](#)].

**Status of This Memo**

This Internet-Draft is submitted in full conformance with the provisions of [BCP 78](#) and [BCP 79](#).

Internet-Drafts are working documents of the Internet Engineering Task Force (IETF). Note that other groups may also distribute working documents as Internet-Drafts. The list of current Internet-Drafts is at <https://datatracker.ietf.org/drafts/current/>.

Internet-Drafts are draft documents valid for a maximum of six months and may be updated, replaced, or obsoleted by other documents at any time. It is inappropriate to use Internet-Drafts as reference material or to cite them other than as "work in progress."

This Internet-Draft will expire on August 4, 2018.

## Copyright Notice

Copyright (c) 2018 IETF Trust and the persons identified as the document authors. All rights reserved.

This document is subject to [BCP 78](https://trustee.ietf.org/license-info) and the IETF Trust's Legal Provisions Relating to IETF Documents (<https://trustee.ietf.org/license-info>) in effect on the date of publication of this document. Please review these documents carefully, as they describe your rights and restrictions with respect to this document. Code Components extracted from this document must include Simplified BSD License text as described in Section 4.e of the Trust Legal Provisions and are provided without warranty as described in the Simplified BSD License.

## Table of Contents

<a href="#">1.</a>	<a href="#">Introduction</a>	<a href="#">3</a>
<a href="#">2.</a>	<a href="#">Motivation</a>	<a href="#">4</a>
<a href="#">3.</a>	<a href="#">Flooding Scope</a>	<a href="#">4</a>
<a href="#">4.</a>	<a href="#">Protocol Extensions</a>	<a href="#">4</a>
<a href="#">4.1.</a>	<a href="#">OSPFv2 graceful-link-shutdown sub-TLV</a>	<a href="#">4</a>
<a href="#">4.2.</a>	<a href="#">Remote IPv4 Address Sub-TLV</a>	<a href="#">5</a>
<a href="#">4.3.</a>	<a href="#">Local/Remote Interface ID Sub-TLV</a>	<a href="#">6</a>
<a href="#">4.4.</a>	<a href="#">OSPFv3 Graceful-Link-Shutdown sub-TLV</a>	<a href="#">6</a>
<a href="#">4.5.</a>	<a href="#">BGP-LS Graceful-Link-Shutdown TLV</a>	<a href="#">7</a>
<a href="#">4.6.</a>	<a href="#">Distinguishing parallel links</a>	<a href="#">7</a>
<a href="#">5.</a>	<a href="#">Elements of procedure</a>	<a href="#">8</a>
<a href="#">5.1.</a>	<a href="#">Point-to-point links</a>	<a href="#">9</a>
<a href="#">5.2.</a>	<a href="#">Broadcast/NBMA links</a>	<a href="#">10</a>
<a href="#">5.3.</a>	<a href="#">Point-to-multipoint links</a>	<a href="#">10</a>
<a href="#">5.4.</a>	<a href="#">Unnumbered interfaces</a>	<a href="#">10</a>
<a href="#">5.5.</a>	<a href="#">Hybrid Broadcast and P2MP interfaces</a>	<a href="#">11</a>
<a href="#">6.</a>	<a href="#">Backward compatibility</a>	<a href="#">11</a>
<a href="#">7.</a>	<a href="#">Applications</a>	<a href="#">11</a>
<a href="#">7.1.</a>	<a href="#">Pseudowire Services</a>	<a href="#">11</a>
<a href="#">7.2.</a>	<a href="#">Controller based Traffic Engineering Deployments</a>	<a href="#">12</a>
<a href="#">7.3.</a>	<a href="#">L3VPN Services and sham-links</a>	<a href="#">13</a>
<a href="#">7.4.</a>	<a href="#">Hub and spoke deployment</a>	<a href="#">14</a>
<a href="#">8.</a>	<a href="#">Security Considerations</a>	<a href="#">14</a>
<a href="#">9.</a>	<a href="#">IANA Considerations</a>	<a href="#">14</a>



<a href="#">10.</a>	Acknowledgements	<a href="#">14</a>
<a href="#">11.</a>	References	<a href="#">15</a>
<a href="#">11.1.</a>	Normative References	<a href="#">15</a>
<a href="#">11.2.</a>	Informative References	<a href="#">16</a>
	Authors' Addresses	<a href="#">16</a>

## [1.](#) Introduction

When a node is being prepared for a planned maintenance or upgrade, [\[RFC6987\]](#) provides mechanisms to advertise the node being in a graceful-shutdown state by setting all outgoing link costs to MaxLinkMetric (0xffff). These procedures are specific to the maintenance activity on a node and cannot be used when a single link on a node requires maintenance.

In traffic-engineering deployments, LSPs need to be diverted from the link without disrupting the services. [\[RFC5817\]](#) describes requirements and procedures for graceful shutdown of MPLS links. It is useful to be able to advertise the impending maintenance activity on the link and to have LSP re-routing policies at the ingress to route the LSPs away from the link.

Many OSPFv2 or OSPFv3 deployments run on overlay networks provisioned by means of pseudo-wires or L2-circuits. Prior to devices in the underlying network going offline for maintenance, it is useful to divert the traffic away from the node before the maintenance is actually performed. Since the nodes in the underlying network are not visible to OSPF, the existing stub router mechanism described in [\[RFC6987\]](#) cannot be used. In a service provider's network, there may be many CE-to-CE connections that run over a single PE. It is cumbersome to change the metric on every CE-to-CE connection in both directions. This document provides a mechanism to change the metric of the link on remote side and also use the link as a last-resort-link if no alternate paths are available. An application specific to this use case is described in detail in [Section 7.1](#).

The procedures described in this draft may be used to divert the traffic away from the link in scenarios other than link-shutdown or link-replacement activity.

This document provides mechanisms to advertise graceful-link-shutdown state in the flexible encodings provided by OSPFv2 Prefix/Link Attribute Advertisement [\[RFC7684\]](#) and E-Router-LSA [\[I-D.ietf-ospf-ospfv3-lsa-extend\]](#) for OSPFv3. Throughout this document, OSPF is used when the text applies to both OSPFv2 and OSPFv3. OSPFv2 or OSPFv3 is used when the text is specific to one version of the OSPF protocol.



## **2. Motivation**

The motivation of this document is to reduce manual intervention during maintenance activities. The following objectives help to accomplish this in a range of deployment scenarios.

1. Advertise impending maintenance activity so that traffic from both directions can be diverted away from the link.
2. Allow the solution to be backward compatible so that nodes that do not understand the new advertisement, do not cause routing loops.
3. Advertise the maintenance activity to other nodes in the network so that LSP ingress routers/controllers can learn about the impending maintenance activity and apply specific policies to re-route the LSPs for traffic-engineering based deployments.
4. Allow the link to be used as a last resort link to prevent traffic disruption when alternate paths are not available.

## **3. Flooding Scope**

The graceful-link-shutdown information is flooded in area-scoped Extended Link Opaque LSA [[RFC7684](#)] for OSPFv2 and E-Router-LSA for OSPFv3 [[I-D.ietf-ospf-ospfv3-lsa-extend](#)]. The Graceful-Link-Shutdown sub-TLV MAY be processed by the head-end nodes or the controller as described in the [Section 7](#). The procedures for processing the Graceful-Link-Shutdown sub-TLV are described in [Section 5](#).

## **4. Protocol Extensions**

### **4.1. OSPFv2 graceful-link-shutdown sub-TLV**

The Graceful-Link-Shutdown sub-TLV identifies the link as being gracefully shutdown. It is advertised in extended Link TLV of the Extended Link Opaque LSA as defined in [[RFC7684](#)].



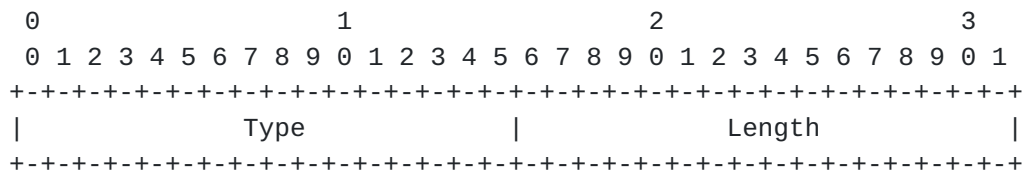


Figure 1: Graceful-Link-Shutdown sub-TLV for OSPFv2

Type : TBA (suggested value 7)

Length: 0

#### 4.2. Remote IPv4 Address Sub-TLV

This sub-TLV specifies the IPv4 address of remote endpoint on the link. It is advertised in the Extended Link TLV as defined in [\[RFC7684\]](#). This sub-TLV is optional and MAY be advertised in an area-scoped Extended Link Opaque LSA to identify the link when there are multiple parallel links between two nodes.

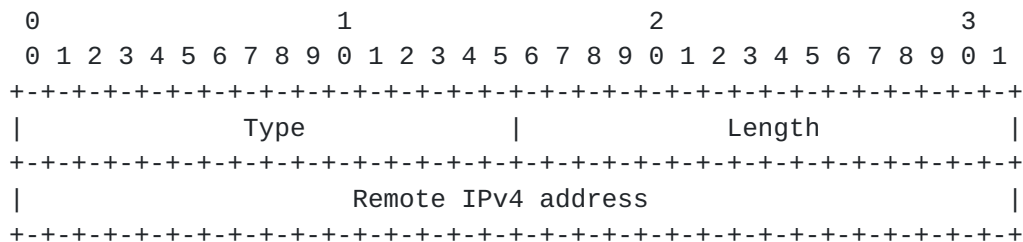


Figure 2: Remote IPv4 Address Sub-TLV

Type : TBA (suggested value 8)

Length: 4

Value: Remote IPv4 address. The remote IPv4 address is used to identify the particular link on remote side when there are multiple parallel links between two nodes.





### 4.3. Local/Remote Interface ID Sub-TLV

This sub-TLV specifies local and remote interface identifiers. It is advertised in the Extended Link TLV as defined in [RFC7684]. This sub-TLV is optional and MAY be advertised in an area-scoped Extended Link Opaque LSA to identify the link when there are multiple parallel unnumbered links between two nodes. The local interface-id is generally readily available. One of the mechanisms to obtain remote interface-id is described in [RFC4203].

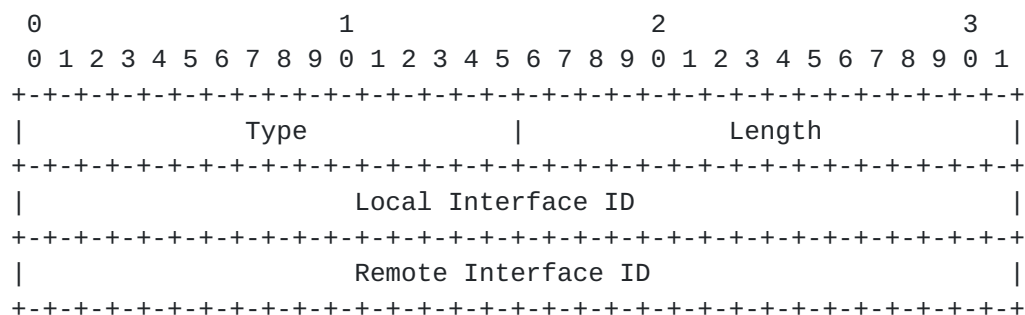


Figure 3: Local/Remote Interface ID Sub-TLV

Type : TBA (suggested value 9)

Length: 8

Value: 4 octets of Local Interface ID followed by 4 octets of Remote interface ID.

### 4.4. OSPFv3 Graceful-Link-Shutdown sub-TLV

The Graceful-Link-Shutdown sub-TLV is carried in the Router-Link TLV as defined in the [I-D.ietf-ospf-ospfv3-lsa-extend] for OSPFv3. The Router-Link TLV contains the neighbour interface-id and can uniquely identify the link on the remote node.



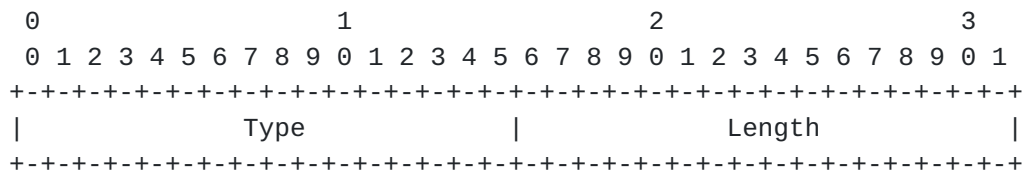


Figure 4: Graceful-Link-Shutdown sub-TLV for OSPFv3

Type : TBA (Suggested value 7)

Length: 0

#### 4.5. BGP-LS Graceful-Link-Shutdown TLV

BGP-LS as defined in [RFC7752] is a mechanism to distribute network information to the external entities using BGP routing protocol. Graceful-link-shutdown is an important link information that the external entities can use for various use cases as defined in [Section 7](#). BGP Link NLRI is used to carry the link information. A new TLV called Graceful-Link-Shutdown is defined to describe the link attribute corresponding to graceful-link-shutdown state. The TLV format is as described in [RFC7752] sec 3.1. There is no value field and length field is set to zero for this TLV.

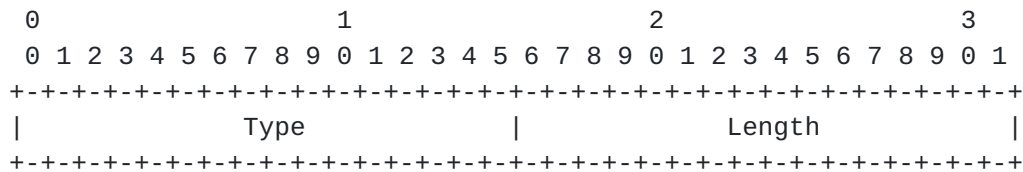


Figure 5: Graceful-Link-Shutdown TLV for BGP-LS

Type : TBA (Suggested value 1121)

Length: 0

#### 4.6. Distinguishing parallel links





Figure 6: Parallel Linkls

Consider two routers A and B connected with two parallel point-to-point interfaces. I.w and I.x represent the Interface address on Router A's side and I.y and I.z represent Interface addresses on Router B's side. The extended link opaque LSA as described in [\[RFC7684\]](#) describes links using link-type, Link-ID and Link-data. For ex. Link with address I.w is described as below on Router A.

Link-type = Point-to-point

Link-ID: Router-ID of B

Link-Data = I.w

A third node (controller or head-end) in the network cannot distinguish the Interface on router B which is connected to this particular Interface with the above information. Interface with address I.y or I.z could be chosen due to this ambiguity. In such cases Remote-IPv4 Address sub-TLV should be originated and added to the Extended Link TLV. The use cases as described in [Section 7](#) require controller or head-end nodes to interpret the graceful-link-shutdown information and hence the need for the Remote IPv4 address sub-TLV. I.y is carried in the Extended Link TLV which unambiguously identifies the interface on the remote side. OSPFv3 Router-link-TLV as described in [\[I-D.ietf-ospf-ospfv3-lsa-extend\]](#) contains Interface ID and neighbor's Interface-ID which can uniquely identify connecting interface on the remote side and hence OSPFv3 does not require separate Remote-IPv6 address to be advertised along with the OSPFv3-Graceful-Link-Shutdown sub-TLV.

## 5. Elements of procedure

As defined in [\[RFC7684\]](#) every link on the node will have a separate Extended Link Opaque LSA. The node that has the link to be taken out of service MUST advertise the Graceful-Link-Shutdown sub-TLV in the Extended Link TLV of the Extended Link Opaque LSA as defined in [\[RFC7684\]](#) for OSPFv2 and Router-Link TLV of E-Router-LSA for OSPFv3. The Graceful-Link-Shutdown sub-TLV indicates that the link identified by the sub-TLV is subjected to maintenance.

For the purposes of changing the metric OSPFv2 and OSPFv3 Router-LSAs need to be re-originated and for Traffic Engineering metric, TE Opaque



LSAs [[RFC3630](#)] in OSPFv2 and Intra-area-TE-LSA [[RFC5329](#)] in OSPFv3 need to be re-originated.

The Graceful-Link-Shutdown information is advertised as a property of the link and is flooded across the area. This information can be used by ingress routers or controllers to take special actions. An application specific to this use case is described in [Section 7.2](#).

The precise action taken by the remote node at the other end of the link identified for graceful-shutdown depends on the link type.

When a link is ready to carry traffic, the Graceful-Lnk-Shutdown sub-TLV should be removed from the Extended Link TLV/Router-Link TLV and the corresponding LSAs MUST be readvertised.

### **[5.1](#). Point-to-point links**

The node that has the link to be taken out of service MUST set metric of the link to MaxLinkMetric (0xffff) and re-originate its router-LSA. The Traffic Engineering metric of the link SHOULD be set to (0xffffffff) and the node SHOULD re-originate the corresponding TE Link Opaque LSAs. When a Graceful-Link-Shutdown sub-TLV is received for a point-to-point link, the remote node MUST identify the local link which corresponds to the graceful-shutdown link and set its metric to MaxLinkMetric (0xffff) and the remote node MUST re-originate its router-LSA with the changed metric. When TE is enabled, the Traffic Engineering metric of the link SHOULD be set to (0xffffffff) and the TE opaque LSA for the link SHOULD be re-originated with new value. Similarly, the remote node SHOULD set the Traffic Engineering metric of the link to 0xffffffff and SHOULD re-originate the TE Link Opaque LSA for the link with the new value.

The Extended link opaque LSAs and the Extended link TLV are not scoped for multi-topology [[RFC4915](#)]. In multi-topology deployments [[RFC4915](#)], the Graceful-Link-Shutdown sub-TLV advertised in an Extended Link opaque LSA corresponds to all the topologies which include the link. The receiver node SHOULD change the metric in the reverse direction for all the topologies which include the remote link and re-originate the router-LSA as defined in [[RFC4915](#)].

When the originator of the Graceful-Link-Shutdown sub-TLV purges the Extended Link Opaque LSA or re-originates it without the Graceful-Link-Shutdown sub-TLV, the remote node must re-originate the appropriate LSAs with the metric and TE metric values set to their original values.





## 5.2. Broadcast/NBMA links

Broadcast or NBMA networks in OSPF are represented by a star topology where the Designated Router (DR) is the central point to which all other routers on the broadcast or NBMA network logically connect. As a result, routers on the broadcast or NBMA network advertise only their adjacency to the DR. Routers that do not act as DR do not form or advertise adjacencies with each other. For the Broadcast links, the MaxLinkMetric on the remote link cannot be changed since all the neighbors are on same link. Setting the link cost to MaxLinkMetric would impact paths going via all neighbors.

The node that has the link to be taken out of service MUST set metric of the link to MaxLinkMetric (0xffff) and re-originate the Router-LSA. The Traffic Engineering metric of the link SHOULD be set to (0xffffffff) and the node SHOULD re-originate the corresponding TE Link Opaque LSAs. For a broadcast link, the two part metric as described in [RFC8042] is used. The node originating the Graceful-Link-Shutdown sub-TLV MUST set the metric in the Network-to-Router Metric sub-TLV to MaxLinkMetric (0xffff) for OSPFv2 and OSPFv3 and re-originate the corresponding LSAs. The nodes that receive the two-part metric should follow the procedures described in [RFC8042]. The backward compatibility procedures described in [RFC8042] should be followed to ensure loop free routing.

## 5.3. Point-to-multipoint links

Operation for the point-to-multipoint links is similar to the point-to-point links. When a Graceful-Link-Shutdown sub-TLV is received for a point-to-multipoint link the remote node MUST identify the neighbour which corresponds to the graceful-shutdown link and set its metric to MaxLinkMetric (0xffff). The remote node MUST re-originate the router-LSA with the changed metric for the corresponding neighbor.

## 5.4. Unnumbered interfaces

Unnumbered interface do not have a unique IP address and borrow their address from other interfaces. [RFC2328] describes procedures to handle unnumbered interfaces in the context of the router-LSA. We apply a similar procedure to the Extended Link TLV advertising the Graceful-Link-Shutdown sub-TLV in order to handle unnumbered interfaces. The link-data field in the Extended Link TLV includes the Local interface-id instead of the IP address. The Local/Remote Interface ID sub-TLV MUST be advertised when there are multiple parallel unnumbered interfaces between two nodes. One of the mechanisms to obtain the interface-id of the remote side are defined in [RFC4203].



### **5.5. Hybrid Broadcast and P2MP interfaces**

Hybrid Broadcast and P2MP interfaces represent a broadcast network modeled as P2MP interfaces. [RFC6845] describes procedures to handle these interfaces. Operation for the Hybrid interfaces is similar to the P2MP interfaces. When a Graceful-Link-Shutdown sub-TLV is received for a hybrid link, the remote node MUST identify the neighbor which corresponds to the graceful-shutdown link and set its metric to MaxLinkMetric (0xffff). All the remote nodes connected to originator MUST re-originate the router-LSA with the changed metric for the neighbor.

## **6. Backward compatibility**

The mechanisms described in the document are fully backward compatible. It is required that the node advertising the Graceful-Link-Shutdown sub-TLV as well as the node at the remote end of the graceful-shutdown link support the extensions described herein for the traffic to be diverted from the graceful-shutdown link. If the remote node doesn't support the capability, it will still use the graceful-shutdown link but there are no other adverse effects. In the case of broadcast links using two-part metrics, the backward compatibility procedures as described in [RFC8042] are applicable.

## **7. Applications**

### **7.1. Pseudowire Services**

Many service providers offer pseudo-wire services to customers using L2 circuits. The IGP protocol that runs in the customer network would also run over the pseudo-wire to create a seamless private network for the customer. Service providers want to offer graceful-shutdown functionality when the PE device is taken-out for maintenance. The provider should guarantee that the PE is taken out for maintenance, only after the service is successfully diverted on an alternate path. There can be large number of customers attached to a PE node and the remote end-points for these pseudo-wires are spread across the service provider's network. It is a tedious and error-prone process to change the metric for all pseudo-wires in both directions. The graceful-link-shutdown feature simplifies the process by increasing the metric on the link in the reverse direction as well so that traffic in both directions is diverted away from the PE undergoing maintenance. The Graceful-Link-Shutdown feature allows the link to be used as a last resort link so that traffic is not disrupted when alternate paths are not available.



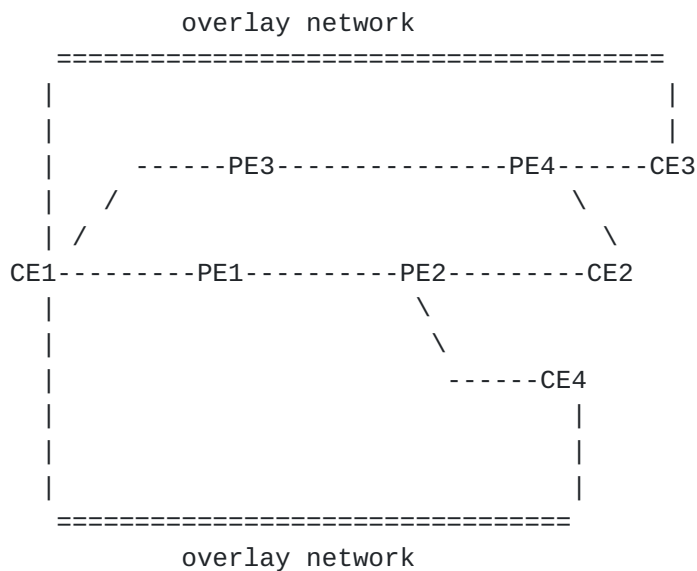


Figure 7: Pseudowire Services

In the example shown in Figure 7, when the PE1 node is going out of service for maintenance, service providers set the PE1 to stub-router state. The PE1 going in to maintenance state triggers all the CEs connected to the PE (CE1 in this case) to set their pseudowire links passing via PE1 to graceful-link-shutdown state. The mechanisms used to communicate between PE1 and CE1 is outside the scope of this document. CE1 sets the graceful-link-shutdown state on its links connecting CE3, CE2 and CE4 and changes the metric to MaxLinkMetric and re-originates the corresponding LSA. The remote end of the link at CE3, CE2, and CE4 also set the metric on the link to MaxLinkMetric and the traffic from both directions gets diverted away from the pseudowires.

## 7.2. Controller based Traffic Engineering Deployments

In controller-based deployments where the controller participates in the IGP protocol, the controller can also receive the graceful-link-shutdown information as a warning that link maintenance is imminent. Using this information, the controller can find alternate paths for traffic which uses the affected link. The controller can apply various policies and re-route the LSPs away from the link undergoing maintenance. If there are no alternate paths satisfying the traffic engineering constraints, the controller might temporarily relax those constraints and put the service on a different path. Increasing the link metric alone does not specify the maintenance activity as the metric could increase in events such as LDP-IGP synchronisation. An explicit indication from the router using the graceful-link-shutdown sub-TLV is needed to inform the Controller or head-end routers.



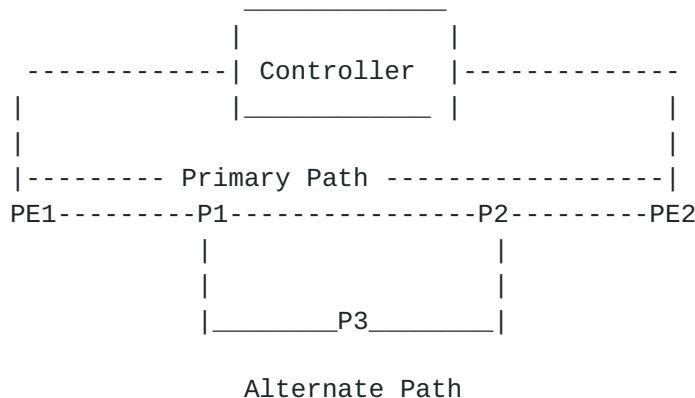


Figure 8: Controller based Traffic Engineering

In the above example, PE1->PE2 LSP is set-up to satisfy a constraint of 10 Gbps bandwidth on each link. The links P1->P3 and P3->P2 have only 1 Gbps capacity and there is no alternate path satisfying the bandwidth constraint of 10Gbps. When P1->P2 link is being prepared for maintenance, the controller receives the graceful-link-shutdown information, as there is no alternate path available which satisfies the constraints, the controller chooses a path that is less optimal and temporarily sets up an alternate path via P1->P3->P2. Once the traffic is diverted, the P1->P2 link can be taken out of service for maintenance/upgrade.

### 7.3. L3VPN Services and sham-links

Many service providers offer L3VPN services to customers and CE-PE links run OSPF [RFC4577]. When PE is taken out of service for maintenance, all the links on the PE can be set to graceful-link-shutdown state which will guarantee that the traffic to/from dual-homed CEs gets diverted. The interaction between OSPF and BGP is outside the scope of this document. [RFC6987] based mechanism with summaries and externals advertised with high metrics could also be used to achieve the same functionality when implementations support high metrics advertisement for summaries and externals.

Another useful usecase is when ISPs provide sham-link services to customers [RFC4577]. When PE goes out of service for maintenance, all sham-links on the PE can be set to graceful-link-shutdown state and traffic can be divered from both ends without having to touch the configurations on the remote end of the sham-links.





#### **7.4. Hub and spoke deployment**

OSPF is largely deployed in Hub and Spoke deployments with a large number of spokes connecting to the Hub. It is a general practice to deploy multiple Hubs with all spokes connecting to these Hubs to achieve redundancy. The [\[RFC6987\]](#) mechanism can be used to divert the spoke-to-spoke traffic from the overloaded hub router. The traffic that flows from spokes via the hub into an external network may not be diverted in certain scenarios. When a Hub node goes down for maintenance, all links on the Hub can be set to graceful-link-shutdown state and traffic gets diverted from the spoke sites as well without having to make configuration changes on the spokes.

### **8. Security Considerations**

This document utilizes the OSPF packets and LSAs described in [\[RFC2328\]](#) , [\[RFC5340\]](#) , [\[RFC3630\]](#) and [\[RFC5329\]](#). The authentication procedures described in [\[RFC2328\]](#) for OSPFv2 and [\[RFC4552\]](#) for OSPFv3 are applicable to this document as well. This document does not introduce any further security issues other than those discussed in [\[RFC2328\]](#) and [\[RFC5340\]](#).

### **9. IANA Considerations**

This specification updates one OSPF registry:

OSPFv2 Extended Link TLV Sub-TLVs

- i) Graceful-Link-Shutdown Sub-TLV - Suggested value 7
- ii) Remote IPv4 Address Sub-TLV - Suggested value 8
- iii) Local/Remote Interface ID Sub-TLV - Suggested Value 9

OSPFv3 Extended-LSA sub-TLV Registry

- i) Graceful-Link-Shutdown sub-TLV - suggested value 7

BGP-LS Node Descriptor, Link Descriptor, Prefix Descriptor, and Attribute TLVs [\[RFC7752\]](#)

- i) Graceful-Link-Shutdown TLV - Suggested 1121

### **10. Acknowledgements**

Thanks to Chris Bowers for valuable inputs and edits to the document.  
Thanks to Jeffrey Zhang, Acee Lindem and Ketan Talaulikar for inputs.



Thanks to Karsten Thomann for careful review and inputs on the applications where graceful-link-shutdown is useful.

Thanks to Alia atlas, Deborah Brungard, Alvaro Retana and Tim Chown for valuable inputs.

## **11. References**

### **11.1. Normative References**

- [I-D.ietf-ospf-ospfv3-lsa-extend]  
Lindem, A., Roy, A., Goethals, D., Vallem, V., and F. Baker, "OSPFv3 LSA Extendibility", [draft-ietf-ospf-ospfv3-lsa-extend-23](#) (work in progress), January 2018.
- [RFC2119] Bradner, S., "Key words for use in RFCs to Indicate Requirement Levels", [BCP 14](#), [RFC 2119](#), DOI 10.17487/RFC2119, March 1997, <<https://www.rfc-editor.org/info/rfc2119>>.
- [RFC2328] Moy, J., "OSPF Version 2", STD 54, [RFC 2328](#), DOI 10.17487/RFC2328, April 1998, <<https://www.rfc-editor.org/info/rfc2328>>.
- [RFC3630] Katz, D., Kompella, K., and D. Yeung, "Traffic Engineering (TE) Extensions to OSPF Version 2", [RFC 3630](#), DOI 10.17487/RFC3630, September 2003, <<https://www.rfc-editor.org/info/rfc3630>>.
- [RFC5329] Ishiguro, K., Manral, V., Davey, A., and A. Lindem, Ed., "Traffic Engineering Extensions to OSPF Version 3", [RFC 5329](#), DOI 10.17487/RFC5329, September 2008, <<https://www.rfc-editor.org/info/rfc5329>>.
- [RFC5340] Coltun, R., Ferguson, D., Moy, J., and A. Lindem, "OSPF for IPv6", [RFC 5340](#), DOI 10.17487/RFC5340, July 2008, <<https://www.rfc-editor.org/info/rfc5340>>.
- [RFC6845] Sheth, N., Wang, L., and J. Zhang, "OSPF Hybrid Broadcast and Point-to-Multipoint Interface Type", [RFC 6845](#), DOI 10.17487/RFC6845, January 2013, <<https://www.rfc-editor.org/info/rfc6845>>.
- [RFC6987] Retana, A., Nguyen, L., Zinin, A., White, R., and D. McPherson, "OSPF Stub Router Advertisement", [RFC 6987](#), DOI 10.17487/RFC6987, September 2013, <<https://www.rfc-editor.org/info/rfc6987>>.



- [RFC7684] Psenak, P., Gredler, H., Shakir, R., Henderickx, W., Tantsura, J., and A. Lindem, "OSPFv2 Prefix/Link Attribute Advertisement", [RFC 7684](#), DOI 10.17487/RFC7684, November 2015, <<https://www.rfc-editor.org/info/rfc7684>>.
- [RFC7752] Gredler, H., Ed., Medved, J., Previdi, S., Farrel, A., and S. Ray, "North-Bound Distribution of Link-State and Traffic Engineering (TE) Information Using BGP", [RFC 7752](#), DOI 10.17487/RFC7752, March 2016, <<https://www.rfc-editor.org/info/rfc7752>>.
- [RFC8042] Zhang, Z., Wang, L., and A. Lindem, "OSPF Two-Part Metric", [RFC 8042](#), DOI 10.17487/RFC8042, December 2016, <<https://www.rfc-editor.org/info/rfc8042>>.

### **11.2. Informative References**

- [RFC4203] Kompella, K., Ed. and Y. Rekhter, Ed., "OSPF Extensions in Support of Generalized Multi-Protocol Label Switching (GMPLS)", [RFC 4203](#), DOI 10.17487/RFC4203, October 2005, <<https://www.rfc-editor.org/info/rfc4203>>.
- [RFC4552] Gupta, M. and N. Melam, "Authentication/Confidentiality for OSPFv3", [RFC 4552](#), DOI 10.17487/RFC4552, June 2006, <<https://www.rfc-editor.org/info/rfc4552>>.
- [RFC4577] Rosen, E., Psenak, P., and P. Pillay-Esnault, "OSPF as the Provider/Customer Edge Protocol for BGP/MPLS IP Virtual Private Networks (VPNs)", [RFC 4577](#), DOI 10.17487/RFC4577, June 2006, <<https://www.rfc-editor.org/info/rfc4577>>.
- [RFC4915] Psenak, P., Mirtorabi, S., Roy, A., Nguyen, L., and P. Pillay-Esnault, "Multi-Topology (MT) Routing in OSPF", [RFC 4915](#), DOI 10.17487/RFC4915, June 2007, <<https://www.rfc-editor.org/info/rfc4915>>.
- [RFC5817] Ali, Z., Vasseur, JP., Zamfir, A., and J. Newton, "Graceful Shutdown in MPLS and Generalized MPLS Traffic Engineering Networks", [RFC 5817](#), DOI 10.17487/RFC5817, April 2010, <<https://www.rfc-editor.org/info/rfc5817>>.

Authors' Addresses



Shraddha Hegde  
Juniper Networks, Inc.  
Embassy Business Park  
Bangalore, KA 560093  
India

Email: shraddha@juniper.net

Pushpasis Sarkar  
Arcus, Inc.

Email: pushpasis.ietf@gmail.com

Hannes Gredler  
Individual

Email: hannes@gredler.at

Mohan Nanduri  
ebay Corporation  
2025 Hamilton Avenue  
San Jose, CA 98052  
US

Email: mnanduri@ebay.com

Luay Jalil  
Verizon

Email: luay.jalil@verizon.com



