

Open Shortest Path First IGP  
Internet-Draft  
Intended status: Standards Track  
Expires: June 17, 2018

P. Psenak, Ed.  
S. Previdi, Ed.  
C. Filsfils  
Cisco Systems, Inc.  
H. Gredler  
RtBrick Inc.  
R. Shakir  
Google, Inc.  
W. Henderickx  
Nokia  
J. Tantsura  
Individual  
December 14, 2017

**OSPF Extensions for Segment Routing**  
**draft-ietf-ospf-segment-routing-extensions-24**

Abstract

Segment Routing (SR) allows a flexible definition of end-to-end paths within IGP topologies by encoding paths as sequences of topological sub-paths, called "segments". These segments are advertised by the link-state routing protocols (IS-IS and OSPF).

This draft describes the OSPFv2 extensions required for Segment Routing.

Requirements Language

The key words "MUST", "MUST NOT", "REQUIRED", "SHALL", "SHALL NOT", "SHOULD", "SHOULD NOT", "RECOMMENDED", "MAY", and "OPTIONAL" in this document are to be interpreted as described in [[RFC2119](#)].

Status of This Memo

This Internet-Draft is submitted in full conformance with the provisions of [BCP 78](#) and [BCP 79](#).

Internet-Drafts are working documents of the Internet Engineering Task Force (IETF). Note that other groups may also distribute working documents as Internet-Drafts. The list of current Internet-Drafts is at <https://datatracker.ietf.org/drafts/current/>.

Internet-Drafts are draft documents valid for a maximum of six months and may be updated, replaced, or obsoleted by other documents at any time. It is inappropriate to use Internet-Drafts as reference material or to cite them other than as "work in progress."

This Internet-Draft will expire on June 17, 2018.

## Copyright Notice

Copyright (c) 2017 IETF Trust and the persons identified as the document authors. All rights reserved.

This document is subject to [BCP 78](#) and the IETF Trust's Legal Provisions Relating to IETF Documents (<https://trustee.ietf.org/license-info>) in effect on the date of publication of this document. Please review these documents carefully, as they describe your rights and restrictions with respect to this document. Code Components extracted from this document must include Simplified BSD License text as described in Section 4.e of the Trust Legal Provisions and are provided without warranty as described in the Simplified BSD License.

## Table of Contents

<a href="#">1.</a>	Introduction . . . . .	<a href="#">3</a>
<a href="#">2.</a>	Segment Routing Identifiers . . . . .	<a href="#">3</a>
<a href="#">2.1.</a>	SID/Label Sub-TLV . . . . .	<a href="#">4</a>
<a href="#">3.</a>	Segment Routing Capabilities . . . . .	<a href="#">4</a>
<a href="#">3.1.</a>	SR-Algorithm TLV . . . . .	<a href="#">4</a>
<a href="#">3.2.</a>	SID/Label Range TLV . . . . .	<a href="#">6</a>
<a href="#">3.3.</a>	SR Local Block TLV . . . . .	<a href="#">8</a>
<a href="#">3.4.</a>	SRMS Preference TLV . . . . .	<a href="#">10</a>
<a href="#">4.</a>	OSPF Extended Prefix Range TLV . . . . .	<a href="#">11</a>
<a href="#">5.</a>	Prefix SID Sub-TLV . . . . .	<a href="#">13</a>
<a href="#">6.</a>	Adjacency Segment Identifier (Adj-SID) . . . . .	<a href="#">16</a>
<a href="#">6.1.</a>	Adj-SID Sub-TLV . . . . .	<a href="#">16</a>
<a href="#">6.2.</a>	LAN Adj-SID Sub-TLV . . . . .	<a href="#">18</a>
<a href="#">7.</a>	Elements of Procedure . . . . .	<a href="#">19</a>
<a href="#">7.1.</a>	Intra-area Segment routing in OSPFv2 . . . . .	<a href="#">20</a>
<a href="#">7.2.</a>	Inter-area Segment routing in OSPFv2 . . . . .	<a href="#">20</a>
<a href="#">7.3.</a>	Segment Routing for External Prefixes . . . . .	<a href="#">21</a>
<a href="#">7.4.</a>	Advertisement of Adj-SID . . . . .	<a href="#">22</a>
<a href="#">7.4.1.</a>	Advertisement of Adj-SID on Point-to-Point Links . . . . .	<a href="#">22</a>
<a href="#">7.4.2.</a>	Adjacency SID on Broadcast or NBMA Interfaces . . . . .	<a href="#">22</a>
<a href="#">8.</a>	IANA Considerations . . . . .	<a href="#">22</a>
<a href="#">8.1.</a>	OSPF Router Information (RI) TLVs Registry . . . . .	<a href="#">23</a>
<a href="#">8.2.</a>	OSPFv2 Extended Prefix Opaque LSA TLVs Registry . . . . .	<a href="#">23</a>
<a href="#">8.3.</a>	OSPFv2 Extended Prefix TLV Sub-TLVs Registry . . . . .	<a href="#">23</a>
<a href="#">8.4.</a>	OSPFv2 Extended Link TLV Sub-TLVs Registry . . . . .	<a href="#">23</a>
<a href="#">8.5.</a>	IGP Algorithm Type Registry . . . . .	<a href="#">23</a>
<a href="#">9.</a>	Implementation Status . . . . .	<a href="#">24</a>
<a href="#">10.</a>	Security Considerations . . . . .	<a href="#">25</a>
<a href="#">11.</a>	Contributors . . . . .	<a href="#">26</a>



<a href="#">12.</a>	Acknowledgements . . . . .	<a href="#">26</a>
<a href="#">13.</a>	References . . . . .	<a href="#">26</a>
<a href="#">13.1.</a>	Normative References . . . . .	<a href="#">26</a>
<a href="#">13.2.</a>	Informative References . . . . .	<a href="#">27</a>
	Authors' Addresses . . . . .	<a href="#">28</a>

## [1.](#) Introduction

Segment Routing (SR) allows a flexible definition of end-to-end paths within IGP topologies by encoding paths as sequences of topological sub-paths, called "segments". These segments are advertised by the link-state routing protocols (IS-IS and OSPF). Prefix segments represent an ECMP-aware shortest-path to a prefix (or a node), as per the state of the IGP topology. Adjacency segments represent a hop over a specific adjacency between two nodes in the IGP. A prefix segment is typically a multi-hop path while an adjacency segment, in most cases, is a one-hop path. SR's control-plane can be applied to both IPv6 and MPLS data-planes, and does not require any additional signalling (other than IGP extensions). The IPv6 data plane is out of the scope of this specification - it is not applicable to OSPFv2 which only supports the IPv4 address-family. When used in MPLS networks, SR paths do not require any LDP or RSVP-TE signalling. However, SR can interoperate in the presence of LSPs established with RSVP or LDP.

There are additional segment types, e.g., Binding SID defined in [[I-D.ietf-spring-segment-routing](#)].

This draft describes the OSPF extensions required for Segment Routing.

Segment Routing architecture is described in [[I-D.ietf-spring-segment-routing](#)].

Segment Routing use cases are described in [[RFC7855](#)].

## [2.](#) Segment Routing Identifiers

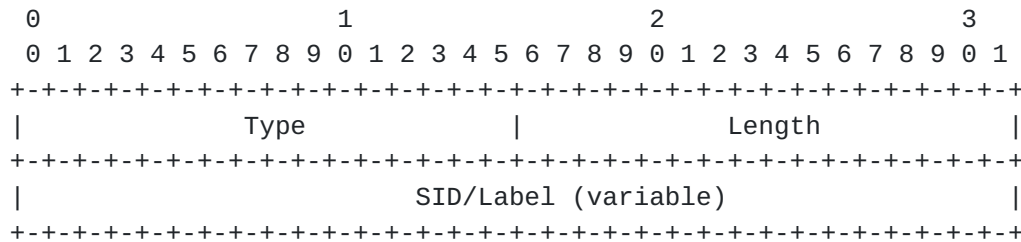
Segment Routing defines various types of Segment Identifiers (SIDs): Prefix-SID, Adjacency-SID, LAN Adjacency SID, and Binding SID.

Extended Prefix/Link Opaque LSAs defined in [[RFC7684](#)] are used for advertisements of the various SID types.



**2.1. SID/Label Sub-TLV**

The SID/Label Sub-TLV appears in multiple TLVs or Sub-TLVs defined later in this document. It is used to advertise the SID or label associated with a prefix or adjacency. The SID/Label Sub-TLV has following format:



where:

Type: 1

Length: Variable, 3 or 4 octet

SID/Label: If length is set to 3, then the 20 rightmost bits represent a label. If length is set to 4, then the value represents a 32-bit SID.

The receiving router MUST ignore the SID/Label Sub-TLV if the length is other than 3 or 4.

**3. Segment Routing Capabilities**

Segment Routing requires some additional router capabilities to be advertised to other routers in the area.

These SR capabilities are advertised in the Router Information Opaque LSA (defined in [[RFC7770](#)]).

**3.1. SR-Algorithm TLV**

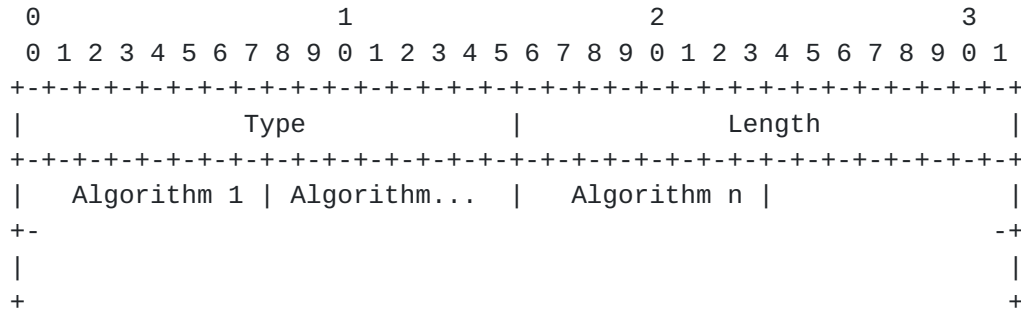
The SR-Algorithm TLV is a top-level TLV of the Router Information Opaque LSA (defined in [[RFC7770](#)]).

The SR-Algorithm TLV is optional. It SHOULD only be advertised once in the Router Information Opaque LSA. If the SR-Algorithm TLV is not advertised by the node, such node is considered as not being segment routing capable.

An SR Router can use various algorithms when calculating reachability to OSPF routers or prefixes in an OSPF area. Examples of these



algorithms are metric based Shortest Path First (SPF), various flavors of Constrained SPF, etc. The SR-Algorithm TLV allows a router to advertise the algorithms currently used by the router to other routers in an OSPF area. The SR-Algorithm TLV has following format:



where:

Type: 8

Variable, in octets, dependent on number of algorithms advertised.

Algorithm: Single octet identifying the algorithm. The following values are defined by this document:

0: Shortest Path First (SPF) algorithm based on link metric. This is the standard shortest path algorithm as computed by the OSPF protocol. Consistent with the deployed practice for link-state protocols, Algorithm 0 permits any node to overwrite the SPF path with a different path based on its local policy. If the SR-Algorithm TLV is advertised, Algorithm 0 MUST be included.

1: Strict Shortest Path First (SPF) algorithm based on link metric. The algorithm is identical to Algorithm 0 but Algorithm 1 requires that all nodes along the path will honor the SPF routing decision. Local policy at the node claiming support for Algorithm 1 MUST NOT alter the SPF paths computed by Algorithm 1.

When multiple SR-Algorithm TLVs are received from a given router, the receiver MUST use the first occurrence of the TLV in the Router Information LSA. If the SR-Algorithm TLV appears in multiple Router Information LSAs that have different flooding scopes, the SR-Algorithm TLV in the Router Information LSA with the area-scoped flooding scope MUST be used. If the SR-Algorithm TLV appears in multiple Router Information LSAs that have the same flooding scope, the SR-Algorithm TLV in the Router Information (RI) LSA with the





numerically smallest Instance ID MUST be used and subsequent instances of the SR-Algorithm TLV MUST be ignored.

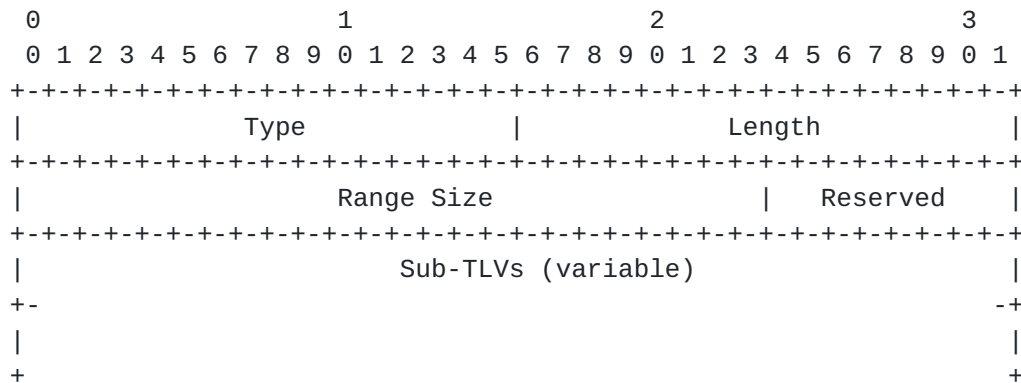
The RI LSA can be advertised at any of the defined opaque flooding scopes (link, area, or Autonomous System (AS)). For the purpose of SR-Algorithm TLV advertisement, area-scoped flooding is REQUIRED.

3.2. SID/Label Range TLV

Prefix SIDs MAY be advertised in a form of an index as described in Section 5. Such index defines the offset in the SID/Label space advertised by the router. The SID/Label Range TLV is used to advertise such SID/Label space.

The SID/Label Range TLV is a top-level TLV of the Router Information Opaque LSA (defined in [RFC7770]).

The SID/Label Range TLV MAY appear multiple times and has the following format:



where:

Type: 9

Length: Variable, in octets, dependent on Sub-TLVs.

Range Size: 3-octet SID/label range size (i.e., the number of SIDs or labels in the range including the first SID/label). It MUST be greater than 0.

Reserved: SHOULD be set to 0 on transmission and MUST be ignored on reception.

Initially, the only supported Sub-TLV is the SID/Label Sub-TLV as defined in Section 2.1. The SID/Label Sub-TLV MUST be included in



the SID/Label Range TLV. The SID/Label advertised in the SID/Label Sub-TLV represents the first SID/Label in the advertised range.

Only a single SID/Label Sub-TLV MAY be advertised in SID/Label Range TLV. If more than one SID/Label Sub-TLVs are present, the SID/Label Range TLV MUST be ignored.

Multiple occurrences of the SID/Label Range TLV MAY be advertised, in order to advertise multiple ranges. In such case:

- o The originating router MUST encode each range into a different SID/Label Range TLV.
- o The originating router decides the order in which the set of SID/Label Range TLVs are advertised inside the Router Information Opaque LSA. The originating router MUST ensure the order is the same after a graceful restart (using checkpointing, non-volatile storage, or any other mechanism) in order to assure the SID/label range and SID index correspondence is preserved across graceful restarts.
- o The receiving router MUST adhere to the order in which the ranges are advertised when calculating a SID/label from a SID index.
- o The originating router MUST NOT advertise overlapping ranges.
- o When a router receives multiple overlapping ranges, it MUST conform to the procedures defined in [\[I-D.ietf-spring-conflict-resolution\]](#).

The following example illustrates the advertisement of multiple ranges:



The originating router advertises the following ranges:

```
Range 1: Range Size: 100   SID/Label Sub-TLV: 100
Range 1: Range Size: 100   SID/Label Sub-TLV: 1000
Range 1: Range Size: 100   SID/Label Sub-TLV: 500
```

The receiving routers concatenate the ranges and build the Segment Routing Global Block (SRGB) as follows:

```
SRGB = [100, 199]
       [1000, 1099]
       [500, 599]
```

The indexes span multiple ranges:

```
index=0 means label 100
...
index 99 means label 199
index 100 means label 1000
index 199 means label 1099
...
index 200 means label 500
...
```

The RI LSA can be advertised at any of the defined flooding scopes (link, area, or autonomous system (AS)). For the purpose of SID/Label Range TLV advertisement, area-scoped flooding is REQUIRED.

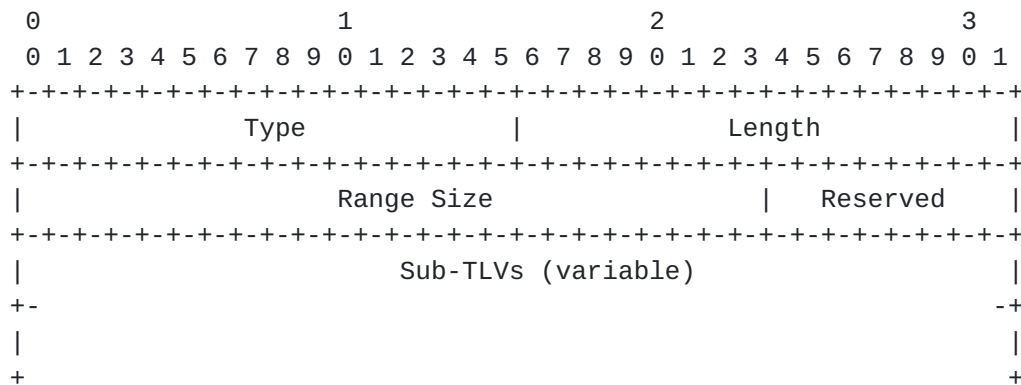
### **3.3. SR Local Block TLV**

The SR Local Block TLV (SRLB TLV) contains the range of labels the node has reserved for local SIDs. SIDs from the SRLB MAY be used for Adjacency-SIDs, but also by components other than the OSPF protocol. As an example, an application or a controller can instruct the router to allocate a specific local SID. Some controllers or applications can use the control plane to discover the available set of local SIDs on a particular router. In such cases, the SRLB is advertised in the control plane. The requirement to advertise the SRLB is further described in [[I-D.ietf-spring-segment-routing-mpls](#)]. The SRLB TLV is used to advertise the SRLB.

The SRLB TLV is a top-level TLV of the Router Information Opaque LSA (defined in [[RFC7770](#)]).

The SRLB TLV MAY appear multiple times in the Router Information Opaque LSA and has the following format:





where:

Type: 14

Length: Variable, in octets, dependent on Sub-TLVs.

Range Size: 3-octet SID/label range size (i.e., the number of SIDs or labels in the range including the first SID/label). It MUST be greater than 0.

Reserved: SHOULD be set to 0 on transmission and MUST be ignored on reception.

Initially, the only supported Sub-TLV is the SID/Label Sub-TLV as defined in [Section 2.1](#). The SID/Label Sub-TLV MUST be included in the SRLB TLV. The SID/Label advertised in the SID/Label Sub-TLV represents the first SID/Label in the advertised range.

Only a single SID/Label Sub-TLV MAY be advertised in the SRLB TLV. If more than one SID/Label Sub-TLVs are present, the SRLB TLV MUST be ignored.

The originating router MUST NOT advertise overlapping ranges.

Each time a SID from the SRLB is allocated, it SHOULD also be reported to all components (e.g., controller or applications) in order for these components to have an up-to-date view of the current SRLB allocation. This is required to avoid collisions between allocation instructions.

Within the context of OSPF, the reporting of local SIDs is done through OSPF Sub-TLVs such as the Adjacency-SID ([Section 6](#)). However, the reporting of allocated local SIDs can also be done through other means and protocols which are outside the scope of this document.





A router advertising the SRLB TLV MAY also have other label ranges, outside of the SRLB, used for its local allocation purposes which are not advertised in the SRLB TLV. For example, it is possible that an Adjacency-SID is allocated using a local label that is not part of the SRLB.

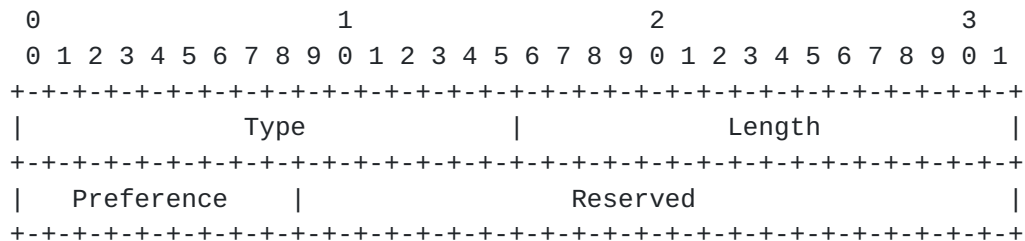
The RI LSA can be advertised at any of the defined flooding scopes (link, area, or autonomous system (AS)). For the purpose of SRLB TLV advertisement, area-scoped flooding is REQUIRED.

**3.4. SRMS Preference TLV**

The Segment Routing Mapping Server Preference TLV (SRMS Preference TLV) is used to advertise a preference associated with the node that acts as an SR Mapping Server. The role of an SRMS is described in [I-D.ietf-spring-segment-routing-ldp-interop]. SRMS preference is defined in [I-D.ietf-spring-conflict-resolution].

The SRMS Preference TLV is a top-level TLV of the Router Information Opaque LSA (defined in [RFC7770]).

The SRMS Preference TLV MAY only be advertised once in the Router Information Opaque LSA and has the following format:



where:

Type: 15

Length: 4 octets

Preference: 1 octet. SRMS preference value from 0 to 255.

Reserved: SHOULD be set to 0 on transmission and MUST be ignored on reception.

When multiple SRMS Preference TLVs are received from a given router, the receiver MUST use the first occurrence of the TLV in the Router Information LSA. If the SRMS Preference TLV appears in multiple Router Information LSAs that have different flooding scopes, the SRMS Preference TLV in the Router Information LSA with the narrowest







Type: 2

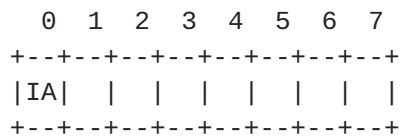
Length: Variable, in octets, dependent on Sub-TLVs.

Prefix length: Length of prefix in bits.

AF: Address family for the prefix. Currently, the only supported value is 0 for IPv4 unicast. The inclusion of address family in this TLV allows for future extension.

Range size: Represents the number of prefixes that are covered by the advertisement. The Range Size MUST NOT exceed the number of prefixes that could be satisfied by the prefix length without including the IPv4 multicast address range (224.0.0.0/3).

Flags: Single octet field. The following flags are defined:



where:

IA-Flag: Inter-Area flag. If set, advertisement is of inter-area type. An ABR that is advertising the OSPF Extended Prefix Range TLV between areas MUST set this bit.

This bit is used to prevent redundant flooding of Prefix Range TLVs between areas as follows:

An ABR only propagates an inter-area Prefix Range advertisement from the backbone area to connected non-backbone areas if the advertisement is considered to be the best one. The following rules are used to select the best range from the set of advertisements for the same Prefix Range:

An ABR always prefers intra-area Prefix Range advertisements over inter-area advertisements.

An ABR does not consider inter-area Prefix Range advertisements coming from non-backbone areas.

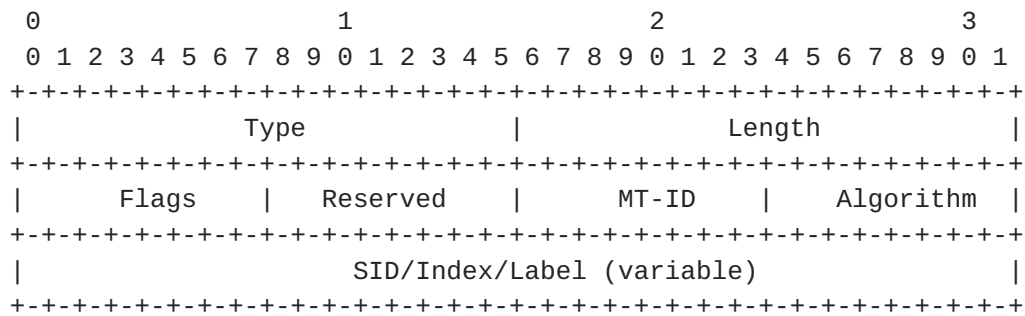
Reserved: SHOULD be set to 0 on transmission and MUST be ignored on reception.



Address Prefix: For the address family IPv4 unicast, the prefix itself is encoded as a 32-bit value. The default route is represented by a prefix of length 0. Prefix encoding for other address families is beyond the scope of this specification.

**5. Prefix SID Sub-TLV**

The Prefix SID Sub-TLV is a Sub-TLV of the OSPF Extended Prefix TLV described in [RFC7684] and the OSPF Extended Prefix Range TLV described in Section 4. It MAY appear more than once in the parent TLV and has the following format:

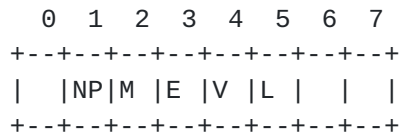


where:

Type: 2

Length: 7 or 8 octets, dependent on the V-flag

Flags: Single octet field. The following flags are defined:



where:

NP-Flag: No-PHP flag. If set, then the penultimate hop MUST NOT pop the Prefix-SID before delivering packets to the node that advertised the Prefix-SID.

M-Flag: Mapping Server Flag. If set, the SID was advertised by a Segment Routing Mapping Server as described in [I-D.ietf-spring-segment-routing-ldp-interop].





E-Flag: Explicit-Null Flag. If set, any upstream neighbor of the Prefix-SID originator MUST replace the Prefix-SID with the Explicit-NULL label (0 for IPv4) before forwarding the packet.

V-Flag: Value/Index Flag. If set, then the Prefix-SID carries an absolute value. If not set, then the Prefix-SID carries an index.

L-Flag: Local/Global Flag. If set, then the value/index carried by the Prefix-SID has local significance. If not set, then the value/index carried by this Sub-TLV has global significance.

Other bits: Reserved. These MUST be zero when sent and are ignored when received.

Reserved: SHOULD be set to 0 on transmission and MUST be ignored on reception.

MT-ID: Multi-Topology ID (as defined in [[RFC4915](#)]).

Algorithm: Single octet identifying the algorithm the Prefix-SID is associated with as defined in [Section 3.1](#).

A router receiving a Prefix-SID from a remote node and with an algorithm value that such remote node has not advertised in the SR-Algorithm Sub-TLV ([Section 3.1](#)) MUST ignore the Prefix-SID Sub-TLV.

SID/Index/Label: According to the V and L flags, it contains either:

A 32-bit index defining the offset in the SID/Label space advertised by this router.

A 24-bit label where the 20 rightmost bits are used for encoding the label value.

If an OSPF router advertises multiple Prefix-SIDs for the same prefix, topology and algorithm, all of them MUST be ignored.

When calculating the outgoing label for the prefix, the router MUST take into account, as described below, the E, NP and M flags advertised by the next-hop router if that router advertised the SID for the prefix. This MUST be done regardless of whether the next-hop router contributes to the best path to the prefix.



The NP-Flag (No-PHP) MUST be set and the E-flag MUST be clear for Prefix-SIDs allocated to inter-area prefixes that are originated by the ABR based on intra-area or inter-area reachability between areas, unless the advertised prefix is directly attached to the ABR.

The NP-Flag (No-PHP) MUST be set and the E-flag MUST be clear for Prefix-SIDs allocated to redistributed prefixes, unless the redistributed prefix is directly attached to the ASBR.

If the NP-Flag is not set, then any upstream neighbor of the Prefix-SID originator MUST pop the Prefix-SID. This is equivalent to the penultimate hop popping mechanism used in the MPLS dataplane. If the NP-flag is not set, then the received E-flag is ignored.

If the NP-flag is set then:

If the E-flag is not set, then any upstream neighbor of the Prefix-SID originator MUST keep the Prefix-SID on top of the stack. This is useful when the originator of the Prefix-SID need to stitch the incoming packet into a continuing MPLS LSP to the final destination. This could occur at an Area Border Router (prefix propagation from one area to another) or at an AS Boundary Router (prefix propagation from one domain to another).

If the E-flag is set, then any upstream neighbor of the Prefix-SID originator MUST replace the Prefix-SID with an Explicit-NULL label. This is useful, e.g., when the originator of the Prefix-SID is the final destination for the related prefix and the originator wishes to receive the packet with the original EXP bits.

When the M-Flag is set, the NP-flag and the E-flag MUST be ignored at reception.

As the Mapping Server does not specify the originator of a prefix advertisement, it is not possible to determine PHP behavior solely based on the Mapping Server advertisement. However, PHP behavior SHOULD be done in following cases:

The Prefix is intra-area type and the downstream neighbor is the originator of the prefix.

The Prefix is inter-area type and downstream neighbor is an ABR, which is advertising prefix reachability and is also generating the Extended Prefix TLV with the A-flag set for this prefix as described in [section 2.1 of \[RFC7684\]](#).



The Prefix is external type and downstream neighbor is an ASBR, which is advertising prefix reachability and is also generating the Extended Prefix TLV with the A-flag set for this prefix as described in [section 2.1 of \[RFC7684\]](#).

When a Prefix-SID is advertised in an Extended Prefix Range TLV, then the value advertised in the Prefix SID Sub-TLV is interpreted as a starting SID/Label value.

Example 1: If the following router addresses (loopback addresses) need to be mapped into the corresponding Prefix SID indexes:

```
Router-A: 192.0.2.1/32, Prefix-SID: Index 1
Router-B: 192.0.2.2/32, Prefix-SID: Index 2
Router-C: 192.0.2.3/32, Prefix-SID: Index 3
Router-D: 192.0.2.4/32, Prefix-SID: Index 4
```

then the Prefix field in the Extended Prefix Range TLV would be set to 192.0.2.1, Prefix Length would be set to 32, Range Size would be set to 4, and the Index value in the Prefix-SID Sub-TLV would be set to 1.

Example 2: If the following prefixes need to be mapped into the corresponding Prefix-SID indexes:

```
192.0.2.0/30, Prefix-SID: Index 51
192.0.2.4/30, Prefix-SID: Index 52
192.0.2.8/30, Prefix-SID: Index 53
192.0.2.12/30, Prefix-SID: Index 54
192.0.2.16/30, Prefix-SID: Index 55
192.0.2.20/30, Prefix-SID: Index 56
192.0.2.24/30, Prefix-SID: Index 57
```

then the Prefix field in the Extended Prefix Range TLV would be set to 192.0.2.0, Prefix Length would be set to 30, Range Size would be 7, and the Index value in the Prefix-SID Sub-TLV would be set to 51.

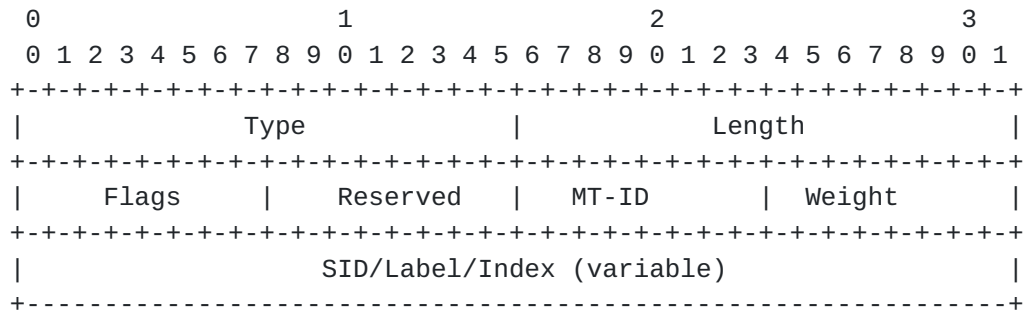
## **6. Adjacency Segment Identifier (Adj-SID)**

An Adjacency Segment Identifier (Adj-SID) represents a router adjacency in Segment Routing.

### **6.1. Adj-SID Sub-TLV**

Adj-SID is an optional Sub-TLV of the Extended Link TLV defined in [\[RFC7684\]](#). It MAY appear multiple times in the Extended Link TLV. The Adj-SID Sub-TLV has the following format:



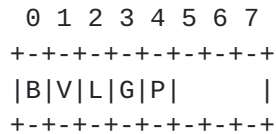


where:

Type: 2

Length: 7 or 8 octets, dependent on the V flag.

Flags: Single octet field containing the following flags:



where:

B-Flag: Backup Flag. If set, the Adj-SID refers to an adjacency that is eligible for protection (e.g., using IPFRR or MPLS-FRR) as described in section 3.5 of [\[I-D.ietf-spring-segment-routing\]](#).

The V-Flag: Value/Index Flag. If set, then the Adj-SID carries an absolute value. If not set, then the Adj-SID carries an index.

The L-Flag: Local/Global Flag. If set, then the value/index carried by the Adj-SID has local significance. If not set, then the value/index carried by this Sub-TLV has global significance.

The G-Flag: Group Flag. When set, the G-Flag indicates that the Adj-SID refers to a group of adjacencies (and therefore MAY be assigned to other adjacencies as well).

P-Flag. Persistent flag. When set, the P-Flag indicates that the Adj-SID is persistently allocated, i.e., the Adj-SID value remains consistent across router restart and/or interface flap.





Other bits: Reserved. These MUST be zero when sent and are ignored when received.

Reserved: SHOULD be set to 0 on transmission and MUST be ignored on reception.

MT-ID: Multi-Topology ID (as defined in [\[RFC4915\]](#)).

Weight: Weight used for load-balancing purposes. The use of the weight is defined in [\[I-D.ietf-spring-segment-routing\]](#).

SID/Index/Label: According to the V and L flags, it contains either:

A 32-bit index defining the offset in the SID/Label space advertised by this router.

A 24-bit label where the 20 rightmost bits are used for encoding the label value.

An SR capable router MAY allocate an Adj-SID for each of its adjacencies and set the B-Flag when the adjacency is eligible for protection by an FRR mechanism (IP or MPLS) as described in [section 3.5](#) of [\[I-D.ietf-spring-segment-routing\]](#).

An SR capable router MAY allocate more than one Adj-SID to an adjacency

An SR capable router MAY allocate the same Adj-SID to different adjacencies

When the P-flag is not set, the Adj-SID MAY be persistent. When the P-flag is set, the Adj-SID MUST be persistent.

## **6.2. LAN Adj-SID Sub-TLV**

LAN Adj-SID is an optional Sub-TLV of the Extended Link TLV defined in [\[RFC7684\]](#). It MAY appear multiple times in the Extended-Link TLV. It is used to advertise a SID/Label for an adjacency to a non-DR router on a broadcast, NBMA, or hybrid [\[RFC6845\]](#) network.







### **7.1. Intra-area Segment routing in OSPFv2**

An OSPFv2 router that supports segment routing MAY advertise Prefix-SIDs for any prefix to which it is advertising reachability (e.g., a loopback IP address as described in [Section 5](#)).

A Prefix-SID can also be advertised by the SR Mapping Servers (as described in [[I-D.ietf-spring-segment-routing-ldp-interop](#)]). A Mapping Server advertises Prefix-SIDs for remote prefixes that exist in the OSPFv2 routing domain. Multiple Mapping Servers can advertise Prefix-SIDs for the same prefix, in which case the same Prefix-SID MUST be advertised by all of them. The flooding scope of the OSPF Extended Prefix Opaque LSA that is generated by the SR Mapping Server could be either area-scoped or AS-scoped and is determined based on the configuration of the SR Mapping Server.

An SR Mapping Server MUST use the OSPF Extended Prefix Range TLV when advertising SIDs for prefixes. Prefixes of different route-types can be combined in a single OSPF Extended Prefix Range TLV advertised by an SR Mapping Server. Because the OSPF Extended Prefix Range TLV doesn't include a Route-Type field, as in the OSPF Extended Prefix TLV, it is possible to include adjacent prefixes from different Route-Types in the OSPF Extended Prefix Range TLV.

Area-scoped OSPF Extended Prefix Range TLVs are propagated between areas. Similar to propagation of prefixes between areas, an ABR only propagates the OSPF Extended Prefix Range TLV that it considers to be the best from the set it received. The rules used to pick the best OSPF Extended Prefix Range TLV are described in [Section 4](#).

When propagating an OSPF Extended Prefix Range TLV between areas, ABRs MUST set the IA-Flag, that is used to prevent redundant flooding of the OSPF Extended Prefix Range TLV between areas as described in [Section 4](#).

### **7.2. Inter-area Segment routing in OSPFv2**

In order to support SR in a multi-area environment, OSPFv2 MUST propagate Prefix-SID information between areas. The following procedure is used to propagate Prefix SIDs between areas.

When an OSPF ABR advertises a Type-3 Summary LSA from an intra-area prefix to all its connected areas, it will also originate an Extended Prefix Opaque LSA, as described in [[RFC7684](#)]. The flooding scope of the Extended Prefix Opaque LSA type will be set to area-local scope. The route-type in the OSPF Extended Prefix TLV is set to inter-area. The Prefix-SID Sub-TLV will be included in this LSA and the Prefix-SID value will be set as follows:



The ABR will look at its best path to the prefix in the source area and find the advertising router associated with the best path to that prefix.

The ABR will then determine if such router advertised a Prefix-SID for the prefix and use it when advertising the Prefix-SID to other connected areas.

If no Prefix-SID was advertised for the prefix in the source area by the router that contributes to the best path to the prefix, the originating ABR will use the Prefix-SID advertised by any other router when propagating the Prefix-SID for the prefix to other areas.

When an OSPF ABR advertises Type-3 Summary LSAs from an inter-area route to all its connected areas, it will also originate an Extended Prefix Opaque LSA, as described in [[RFC7684](#)]. The flooding scope of the Extended Prefix Opaque LSA type will be set to area-local scope. The route-type in OSPF Extended Prefix TLV is set to inter-area. The Prefix-SID Sub-TLV will be included in this LSA and the Prefix-SID will be set as follows:

The ABR will look at its best path to the prefix in the backbone area and find the advertising router associated with the best path to that prefix.

The ABR will then determine if such router advertised a Prefix-SID for the prefix and use it when advertising the Prefix-SID to other connected areas.

If no Prefix-SID was advertised for the prefix in the backbone area by the ABR that contributes to the best path to the prefix, the originating ABR will use the Prefix-SID advertised by any other router when propagating the Prefix-SID for the prefix to other areas.

### **7.3. Segment Routing for External Prefixes**

Type-5 LSAs are flooded domain wide. When an ASBR, which supports SR, generates Type-5 LSAs, it SHOULD also originate Extended Prefix Opaque LSAs, as described in [[RFC7684](#)]. The flooding scope of the Extended Prefix Opaque LSA type is set to AS-wide scope. The route-type in the OSPF Extended Prefix TLV is set to external. The Prefix-SID Sub-TLV is included in this LSA and the Prefix-SID value will be set to the SID that has been reserved for that prefix.

When an NSSA [[RFC3101](#)] ABR translates Type-7 LSAs into Type-5 LSAs, it SHOULD also advertise the Prefix-SID for the prefix. The NSSA ABR





determines its best path to the prefix advertised in the translated Type-7 LSA and finds the advertising router associated with that path. If the advertising router has advertised a Prefix-SID for the prefix, then the NSSA ABR uses it when advertising the Prefix-SID for the Type-5 prefix. Otherwise, the Prefix-SID advertised by any other router will be used.

#### **7.4. Advertisement of Adj-SID**

The Adjacency Segment Routing Identifier (Adj-SID) is advertised using the Adj-SID Sub-TLV as described in [Section 6](#).

##### **7.4.1. Advertisement of Adj-SID on Point-to-Point Links**

An Adj-SID MAY be advertised for any adjacency on a P2P link that is in neighbor state 2-Way or higher. If the adjacency on a P2P link transitions from the FULL state, then the Adj-SID for that adjacency MAY be removed from the area. If the adjacency transitions to a state lower than 2-Way, then the Adj-SID advertisement MUST be withdrawn from the area.

##### **7.4.2. Adjacency SID on Broadcast or NBMA Interfaces**

Broadcast, NBMA, or hybrid [[RFC6845](#)] networks in OSPF are represented by a star topology where the Designated Router (DR) is the central point to which all other routers on the broadcast, NBMA, or hybrid network connect. As a result, routers on the broadcast, NBMA, or hybrid network advertise only their adjacency to the DR. Routers that do not act as DR do not form or advertise adjacencies with each other. They do, however, maintain 2-Way adjacency state with each other and are directly reachable.

When Segment Routing is used, each router on the broadcast, NBMA, or hybrid network MAY advertise the Adj-SID for its adjacency to the DR using the Adj-SID Sub-TLV as described in [Section 6.1](#).

SR capable routers MAY also advertise a LAN-Adj-SID for other neighbors (e.g., BDR, DR-OTHER) on the broadcast, NBMA, or hybrid network using the LAN-ADJ-SID Sub-TLV as described in [Section 6.2](#).

## **8. IANA Considerations**

This specification updates several existing OSPF registries.



### **8.1. OSPF Router Information (RI) TLVs Registry**

- o 8 (IANA Preallocated) - SR-Algorithm TLV
- o 9 (IANA Preallocated) - SID/Label Range TLV
- o 14 - SR Local Block TLV
- o 15 - SRMS Preference TLV

### **8.2. OSPFv2 Extended Prefix Opaque LSA TLVs Registry**

Following values are allocated:

- o 2 - OSPF Extended Prefix Range TLV

### **8.3. OSPFv2 Extended Prefix TLV Sub-TLVs Registry**

Following values are allocated:

- o 1 - SID/Label Sub-TLV
- o 2 - Prefix SID Sub-TLV

### **8.4. OSPFv2 Extended Link TLV Sub-TLVs Registry**

Following initial values are allocated:

- o 1 - SID/Label Sub-TLV
- o 2 - Adj-SID Sub-TLV
- o 3 - LAN Adj-SID/Label Sub-TLV

### **8.5. IGP Algorithm Type Registry**

IANA is requested to set up a registry called "IGP Algorithm Type" under a new category of "Interior Gateway Protocol (IGP) Parameters" IANA registries. The registration policy for this registry is "Standards Action" ([[RFC8126](#)] and [[RFC7120](#)]).

Values in this registry come from the range 0-255.

The initial values in the IGP Algorithm Type registry are:

0: Shortest Path First (SPF) algorithm based on link metric. This is the standard shortest path algorithm as computed by the IGP protocol. Consistent with the deployed practice for link-state



protocols, Algorithm 0 permits any node to overwrite the SPF path with a different path based on its local policy.

1: Strict Shortest Path First (SPF) algorithm based on link metric. The algorithm is identical to Algorithm 0 but Algorithm 1 requires that all nodes along the path will honor the SPF routing decision. Local policy at the node claiming support for Algorithm 1 MUST NOT alter the SPF paths computed by Algorithm 1.

## 9. Implementation Status

An implementation survey with seven questions related to the implementer's support of OSPFv2 Segment Routing was sent to the OSPF WG list and several known implementers. This section contains responses from three implementers who completed the survey. No external means were used to verify the accuracy of the information submitted by the respondents. The respondents are considered experts on the products they reported on. Additionally, responses were omitted from implementers who indicated that they have not implemented the function yet.

This section will be removed before publication as an RFC.

Responses from Nokia (former Alcatel-Lucent):

Link to a web page describing the implementation:

[https://infoproducts.alcatel-lucent.com/cgi-bin/dbaccessfilename.cgi/3HE10799AAAATQZZA01\\_V1\\_7450%20ESS%207750%20SR%20and%207950%20XRS%20Unicast%20Routing%20Protocols%20Guide%20R14.0.R1.pdf](https://infoproducts.alcatel-lucent.com/cgi-bin/dbaccessfilename.cgi/3HE10799AAAATQZZA01_V1_7450%20ESS%207750%20SR%20and%207950%20XRS%20Unicast%20Routing%20Protocols%20Guide%20R14.0.R1.pdf)

The implementation's level of maturity: Production.

Coverage: We have implemented all sections and have support for the latest draft.

Licensing: Part of the software package that needs to be purchased.

Implementation experience: Great spec. We also performed interoperability testing with Cisco's OSPF Segment Routing implementation.

Contact information: wim.henderickx@nokia.com

Responses from Cisco Systems:

Link to a web page describing the implementation:

<http://www.segment-routing.net/home/tutorial>



The implementation's level of maturity: Production.

Coverage: All sections have been implemented according to the latest draft.

Licensing: Part of a commercial software package.

Implementation experience: Many aspects of the draft are result of the actual implementation experience, as the draft evolved from its initial version to the current one. Interoperability testing with Alcatel-Lucent was performed, which confirmed the draft's ability to serve as a reference for the implementors.

Contact information: ppsenak@cisco.com

Responses from Juniper:

The implementation's name and/or a link to a web page describing the implementation:

Feature name is OSPF SPRING

The implementation's level of maturity: To be released in 16.2 (second half of 2016)

Coverage: All sections implemented except Sections [4](#), and [6](#).

Licensing: JUNOS Licensing needed.

Implementation experience: NA

Contact information: shraddha@juniper.net

## **[10](#). Security Considerations**

With the OSPFv2 segment routing extensions defined herein, OSPFv2 will now program the MPLS data plane [[RFC3031](#)] in addition to the IP data plane. Previously, LDP [[RFC5036](#)] or another label distribution mechanism was required to advertise MPLS labels and program the MPLS data plane.

In general, the same types of attacks that can be carried out on the IP control plane can be carried out on the MPLS control plane resulting in traffic being misrouted in the respective data planes. However, the latter can be more difficult to detect and isolate.

Existing security extensions as described in [[RFC2328](#)] and [[RFC7684](#)] apply to these segment routing extensions. While OSPF is under a





single administrative domain, there can be deployments where potential attackers have access to one or more networks in the OSPF routing domain. In these deployments, stronger authentication mechanisms such as those specified in [[RFC7474](#)] SHOULD be used.

Implementations MUST assure that malformed TLV and Sub-TLV defined in this document are detected and do not provide a vulnerability for attackers to crash the OSPFv2 router or routing process. Reception of malformed TLV or Sub-TLV SHOULD be counted and/or logged for further analysis. Logging of malformed TLVs and Sub-TLVs SHOULD be rate-limited to prevent a Denial of Service (DoS) attack (distributed or otherwise) from overloading the OSPF control plane.

## **11. Contributors**

The following people gave a substantial contribution to the content of this document: Acee Lindem, Ahmed Bashandy, Martin Horneffer, Bruno Decraene, Stephane Litkowski, Igor Milojevic, Rob Shakir and Saku Ytti.

## **12. Acknowledgements**

We would like to thank Anton Smirnov for his contribution.

Thanks to Acee Lindem for the detail review of the draft, corrections, as well as discussion about details of the encoding.

## **13. References**

### **13.1. Normative References**

[I-D.ietf-spring-conflict-resolution]

Ginsberg, L., Psenak, P., Previdi, S., and M. Pilka, "Segment Routing MPLS Conflict Resolution", [draft-ietf-spring-conflict-resolution-05](#) (work in progress), July 2017.

[I-D.ietf-spring-segment-routing]

Filsfils, C., Previdi, S., Ginsberg, L., Decraene, B., Litkowski, S., and R. Shakir, "Segment Routing Architecture", [draft-ietf-spring-segment-routing-13](#) (work in progress), October 2017.

[I-D.ietf-spring-segment-routing-ldp-interop]

Filsfils, C., Previdi, S., Bashandy, A., Decraene, B., and S. Litkowski, "Segment Routing interworking with LDP", [draft-ietf-spring-segment-routing-ldp-interop-09](#) (work in progress), September 2017.



- [RFC2119] Bradner, S., "Key words for use in RFCs to Indicate Requirement Levels", [BCP 14](#), [RFC 2119](#), DOI 10.17487/RFC2119, March 1997, <<https://www.rfc-editor.org/info/rfc2119>>.
- [RFC2328] Moy, J., "OSPF Version 2", STD 54, [RFC 2328](#), DOI 10.17487/RFC2328, April 1998, <<https://www.rfc-editor.org/info/rfc2328>>.
- [RFC3101] Murphy, P., "The OSPF Not-So-Stubby Area (NSSA) Option", [RFC 3101](#), DOI 10.17487/RFC3101, January 2003, <<https://www.rfc-editor.org/info/rfc3101>>.
- [RFC4915] Psenak, P., Mirtorabi, S., Roy, A., Nguyen, L., and P. Pillay-Esnault, "Multi-Topology (MT) Routing in OSPF", [RFC 4915](#), DOI 10.17487/RFC4915, June 2007, <<https://www.rfc-editor.org/info/rfc4915>>.
- [RFC6845] Sheth, N., Wang, L., and J. Zhang, "OSPF Hybrid Broadcast and Point-to-Multipoint Interface Type", [RFC 6845](#), DOI 10.17487/RFC6845, January 2013, <<https://www.rfc-editor.org/info/rfc6845>>.
- [RFC7120] Cotton, M., "Early IANA Allocation of Standards Track Code Points", [BCP 100](#), [RFC 7120](#), DOI 10.17487/RFC7120, January 2014, <<https://www.rfc-editor.org/info/rfc7120>>.
- [RFC7684] Psenak, P., Gredler, H., Shakir, R., Henderickx, W., Tantsura, J., and A. Lindem, "OSPFv2 Prefix/Link Attribute Advertisement", [RFC 7684](#), DOI 10.17487/RFC7684, November 2015, <<https://www.rfc-editor.org/info/rfc7684>>.
- [RFC7770] Lindem, A., Ed., Shen, N., Vasseur, JP., Aggarwal, R., and S. Shaffer, "Extensions to OSPF for Advertising Optional Router Capabilities", [RFC 7770](#), DOI 10.17487/RFC7770, February 2016, <<https://www.rfc-editor.org/info/rfc7770>>.
- [RFC8126] Cotton, M., Leiba, B., and T. Narten, "Guidelines for Writing an IANA Considerations Section in RFCs", [BCP 26](#), [RFC 8126](#), DOI 10.17487/RFC8126, June 2017, <<https://www.rfc-editor.org/info/rfc8126>>.

## [13.2](#). Informative References



[I-D.ietf-spring-segment-routing-mpls]

Filsfils, C., Previdi, S., Bashandy, A., Decraene, B., Litkowski, S., and R. Shakir, "Segment Routing with MPLS data plane", [draft-ietf-spring-segment-routing-mpls-11](#) (work in progress), October 2017.

[RFC7474] Bhatia, M., Hartman, S., Zhang, D., and A. Lindem, Ed., "Security Extension for OSPFv2 When Using Manual Key Management", [RFC 7474](#), DOI 10.17487/RFC7474, April 2015, <<https://www.rfc-editor.org/info/rfc7474>>.

[RFC7855] Previdi, S., Ed., Filsfils, C., Ed., Decraene, B., Litkowski, S., Horneffer, M., and R. Shakir, "Source Packet Routing in Networking (SPRING) Problem Statement and Requirements", [RFC 7855](#), DOI 10.17487/RFC7855, May 2016, <<https://www.rfc-editor.org/info/rfc7855>>.

#### Authors' Addresses

Peter Psenak (editor)  
Cisco Systems, Inc.  
Apollo Business Center  
Mlynske nivy 43  
Bratislava 821 09  
Slovakia

Email: [ppsenak@cisco.com](mailto:ppsenak@cisco.com)

Stefano Previdi (editor)  
Cisco Systems, Inc.  
Via Del Serafico, 200  
Rome 00142  
Italy

Email: [stefano@previdi.net](mailto:stefano@previdi.net)

Clarence Filsfils  
Cisco Systems, Inc.  
Brussels  
Belgium

Email: [cfilsfil@cisco.com](mailto:cfilsfil@cisco.com)



Hannes Gredler  
RtBrick Inc.

Email: [hannes@rtbrick.com](mailto:hannes@rtbrick.com)

Rob Shakir  
Google, Inc.  
1600 Amphitheatre Parkway  
Mountain View, CA 94043  
US

Email: [robjs@google.com](mailto:robjs@google.com)

Wim Henderickx  
Nokia  
Copernicuslaan 50  
Antwerp 2018  
BE

Email: [wim.henderickx@nokia.com](mailto:wim.henderickx@nokia.com)

Jeff Tantsura  
Individual  
US

Email: [jefftant.ietf@gmail.com](mailto:jefftant.ietf@gmail.com)



