

Internet Draft
<[draft-ietf-ospf-transition-to-ospfv3-09.txt](#)>
Intended Status: Standards Track
Updates: [5838](#)

I. Chen
Ericsson
A. Lindem
Cisco
R. Atkinson
Consultant
June 17, 2016

Expires in 6 months

OSPFv3 over IPv4 for IPv6 Transition
<[draft-ietf-ospf-transition-to-ospfv3-09.txt](#)>

Status of this Memo

Distribution of this memo is unlimited.

This Internet-Draft is submitted in full conformance with the provisions of [BCP 78](#) and [BCP 79](#).

Internet-Drafts are working documents of the Internet Engineering Task Force (IETF), its areas, and its working groups. Note that other groups may also distribute working documents as Internet-Drafts.

Internet-Drafts are draft documents valid for a maximum of six months and may be updated, replaced, or obsoleted by other documents at any time. It is inappropriate to use Internet-Drafts as reference material or to cite them other than as "work in progress."

The list of current Internet-Drafts can be accessed at <http://www.ietf.org/ietf/lid-abstracts.txt>.

The list of Internet-Draft Shadow Directories can be accessed at <http://www.ietf.org/shadow.html>.

This Internet-Draft will expire in 6 months.

Copyright Notice

Copyright (c) 2016 IETF Trust and the persons identified as the document authors. All rights reserved.

This document is subject to [BCP 78](#) and the IETF Trust's Legal Provisions Relating to IETF Documents (<http://trustee.ietf.org/license-info>) in effect on the date of publication of this document. Please review these documents carefully, as they describe your rights and restrictions with respect to this document. Code Components extracted from this document must include Simplified BSD License text as described in [Section 4.e](#) of

Internet Draft

transition-to-ospfv3

June 17, 2016

the Trust Legal Provisions and are provided without warranty as described in the Simplified BSD License.

Abstract

This document defines a mechanism to use IPv4 to transport OSPFv3 packets. Using OSPFv3 over IPv4 with the existing OSPFv3 Address Family extension can simplify transition from an OSPFv2 IPv4-only routing domain to an OSPFv3 dual-stack routing domain. This document updates [RFC 5838](#) to support virtual links in the IPv4 unicast address family when using OSPFv3 over IPv4.

Internet Draft

transition-to-ospfv3

June 17, 2016

Table of Contents

1.	Introduction	3
2.	Terminology	4
3.	Encapsulation in IPv4	4
3.1.	Source Address	6
3.2.	Destination	6
3.3.	Operation over Virtual Link	6
4.	IPv4-only Use Case	7
5.	Security Considerations	8
6.	IANA Considerations	8
7.	Acknowledgments	8
8.	References	8

[1.](#) Introduction

Using OSPFv3 [[RFC5340](#)] over IPv4 [[RFC791](#)] with the existing OSPFv3 Address Family extension can simplify transition from an IPv4-only routing domain to an IPv6 [[RFC2460](#)], or dual-stack routing domain. Dual-stack routing protocols, such as Border Gateway Protocol [[RFC4271](#)], have an advantage during the transition, because both IPv4 and IPv6 address families can be advertised using either IPv4 or IPv6. Some IPv4-specific and IPv6-specific routing protocols share enough similarities in their protocol packet formats and protocol signaling that it is trivial to deploy an initial IPv6 routing domain by transporting the routing protocol over IPv4, thereby allowing IPv6 routing domains to be deployed and tested before decommissioning IPv4 and moving to an IPv6-only network.

In the case of the Open Shortest Path First (OSPF) interior gateway routing protocol (IGP), OSPFv2 [[RFC2328](#)] is the IGP deployed over IPv4, while OSPFv3 [[RFC5340](#)] is the IGP deployed over IPv6. OSPFv3 further supports multiple address families [[RFC5838](#)], including both the IPv6 unicast address family and the IPv4 unicast address family. Consequently, it is possible to deploy OSPFv3 over IPv4 without any changes to either OSPFv3 or to IPv4. During the transition to IPv6,

future OSPF extensions can focus on OSPFv3 and OSPFv2 can move to maintenance mode.

This document specifies how to use IPv4 to transport OSPFv3 packets. The mechanism takes advantage of the fact that OSPFv2 and OSPFv3 share the same IP protocol number, 89. Additionally, the OSPF packet header for both OSPFv2 and OSPFv3 includes the OSPF header version (i.e., the field that distinguishes an OSPFv2 packet from an OSPFv3 packet) in the same location (i.e., the same offset from the start of the header).

If the IPv4 topology and IPv6 topology are not identical, the most

likely cause is that some parts of the network deployment have not yet been upgraded to support both IPv4 and IPv6. In situations where the IPv4 deployment is a superset of the IPv6 deployment, it is expected that OSPFv3 packets would be transported over IPv4, until the rest of the network deployment is upgraded to support IPv6 in addition to IPv4. In situations where the IPv6 deployment is a superset of the IPv4 deployment, it is expected that OSPFv3 would be transported over IPv6.

Throughout this document, OSPF is used when the text applies to both OSPFv2 and OSPFv3. OSPFv2 or OSPFv3 is used when the text is specific to one version of the OSPF protocol. Similarly, IP is used when the text describes either version of the Internet protocol. IPv4 or IPv6 is used when the text is specific to a single version of the Internet protocol.

[2.](#) Terminology

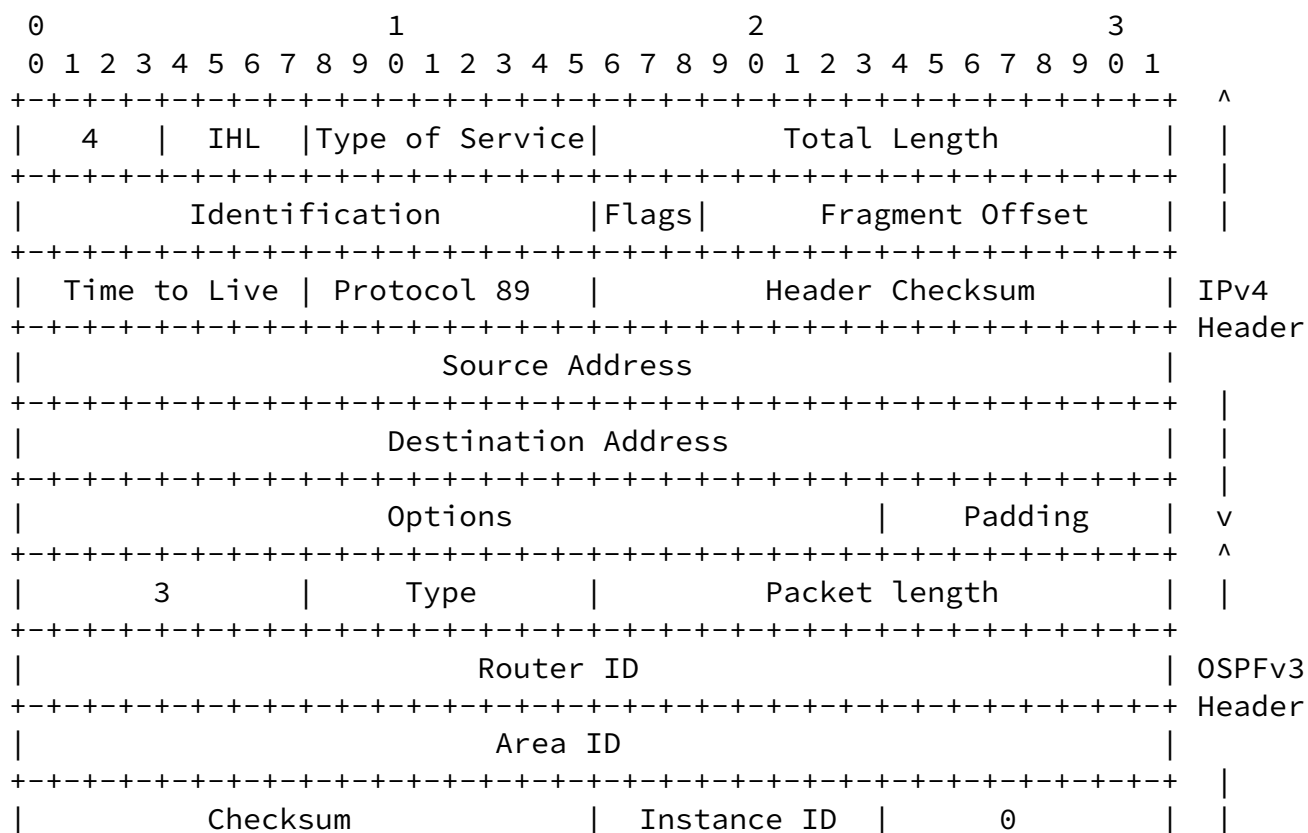
The key words "MUST", "MUST NOT", "REQUIRED", "SHALL", "SHALL NOT", "SHOULD", "SHOULD NOT", "RECOMMENDED", "MAY", and "OPTIONAL" in this document are to be interpreted as described in [[RFC2119](#)].

[3.](#) Encapsulation in IPv4

Unlike 6to4 encapsulation [[RFC3056](#)] that tunnels IPv6 traffic through an IPv4 network, an OSPFv3 packet can be directly encapsulated within an IPv4 packet as the payload, without the IPv6 packet header, as illustrated in Figure 1. For OSPFv3 transported over IPv4, the IPv4 packet has an IPv4 protocol type of 89, denoting that the payload is

an OSPF packet. The payload of the IPv4 packet consists of an OSPFv3 packet, beginning with the OSPF packet header having its OSPF version field set to 3.

An OSPFv3 packet followed by an OSPF link-local signaling (LLS) extension data block [[RFC5613](#)] encapsulated in an IPv4 packet is illustrated in Figure 2.



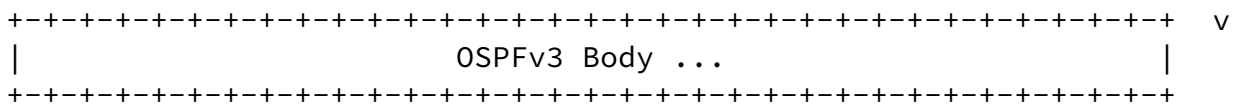


Figure 1: An IPv4 packet encapsulating an OSPFv3 packet.

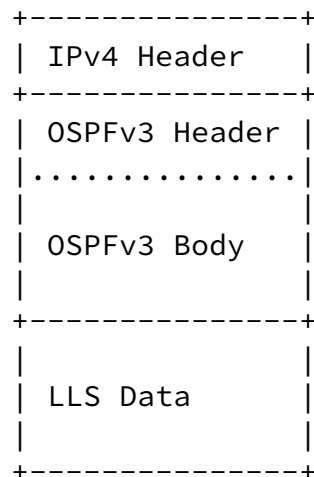


Figure 2: The IPv4 packet encapsulating an OSPFv3 packet with a trailing OSPF link-local signaling data block.

3.1. Source Address

For OSPFv3 over IPv4, the source address is the primary IPv4 address for the interface over which the packet is transmitted. All OSPFv3 routers on the link SHOULD share the same IPv4 subnet for IPv4 transport to function correctly.

While OSPFv2 operates on a subnet, OSPFv3 operates on a link [[RFC5340](#)]. Accordingly, an OSPFv3 router implementation MAY support adjacencies with OSPFv3 neighbors on different IPv4 subnets. If this is supported, the IPv4 data plane MUST resolve IPv4 addresses to layer-2 addresses using Address Resolution Protocol (ARP) on multi-access networks and point-to-point over LAN [[RFC5309](#)] for direct next-hops on different IPv4 subnets. When OSPFv3 adjacencies on different IPv4 subnets are supported,

Bidirectional Forwarding Detection (BFD) [[RFC5881](#)] cannot be used for adjacency loss detection since BFD is restricted to a single subnet.

[3.2.](#) Destination Address

As defined in OSPFv2, the IPv4 destination address of an OSPF protocol packet is either an IPv4 multicast address or the IPv4 unicast address of an OSPFv2 neighbor. Two well-known link-local multicast addresses are assigned to OSPFv2, the AllSPFRouters address (224.0.0.5) and the AllDRouters address (224.0.0.6). The multicast address used depends on the OSPF packet type, the OSPF interface type, and the OSPF router's role on multi-access networks.

Thus, for an OSPFv3 over IPv4 packet to be sent to AllSPFRouters, the destination address field in the IPv4 packet MUST be 224.0.0.5. For an OSPFv3 over IPv4 packet to be sent to AllDRouters, the destination address field in the IPv4 packet MUST be 224.0.0.6.

When an OSPF router sends a unicast OSPF packet over a connected interface, the destination of such an IP packet is the address assigned to the receiving interface. Thus, a unicast OSPFv3 packet transported in an IPv4 packet would specify the OSPFv3 neighbor's IPv4 address as the destination address.

[3.3.](#) Operation over Virtual Links

When an OSPF router sends an OSPF packet over a virtual link, the receiving router is a router that might not be directly connected to the sending router. Thus, the destination IP address of the IP packet must be a reachable unicast IP address for the virtual link endpoint. Because IPv6 is the presumed Internet protocol and an

IPv4 destination is not routable, the OSPFv3 address family extension [[RFC5838](#)] specifies that only IPv6 address family virtual links are supported.

As illustrated in Figure 1, this document specifies OSPFv3 transport over IPv4. As a result, OSPFv3 virtual links can be supported with IPv4 address families by simply setting the IPv4 destination address to a reachable IPv4 unicast address for the

virtual link endpoint. Hence, the restriction in [Section 2.8 of RFC 5838](#) [[RFC5838](#)] is relaxed since virtual links can now be supported for IPv4 address families as long as the transport is also IPv4. If IPv4 transport, as specified herein, is used for IPv6 address families, virtual links cannot be supported. Hence, it is RECOMMENDED to use the IP transport matching the address family in OSPF routing domains requiring virtual links.

[4.](#) IPv4-only Use Case

OSPFv3 only requires IPv6 link-local addresses to form adjacencies, and does not require IPv6 global-scope addresses to establish an IPv6 routing domain. However, IPv6 over Ethernet [[RFC2464](#)] uses a different EtherType (0x86dd) from IPv4 (0x0800) and the Address Resolution Protocol (ARP) (0x0806) [[RFC826](#)] used with IPv4.

Some existing deployed link-layer equipment only supports IPv4 and ARP. Such equipment contains hardware filters keyed on the EtherType field of the Ethernet frame to filter which frames will be accepted by that link-layer equipment. Because IPv6 uses a different EtherType, IPv6 framing for OSPFv3 will not work with that equipment. In other cases, PPP might be used over a serial interface, but again only IPv4 over PPP might be supported over such interface. It is hoped that equipment with such limitations will be eventually upgraded or replaced.

In some locations, especially locations with less communications infrastructure, satellite communications (SATCOM) is used to reduce deployment costs for data networking. SATCOM often has lower cost to deploy than running new copper or optical cables over long distances to connect remote areas. Also, in a wide range of locations including places with good communications infrastructure, Very Small Aperture Terminals (VSAT) often are used by banks and retailers to connect their branches and stores to a central location.

Some widely deployed VSAT equipment has either (A) Ethernet interfaces that only support Ethernet Address Resolution Protocol (ARP) and IPv4, or (B) serial interfaces that only support IPv4 and Point-to-Point Protocol (PPP) packets. Such deployments and equipment still can deploy and use OSPFv3 over IPv4 today, and then

later migrate to OSPFv3 over IPv6 after equipment is upgraded or

replaced. This can have lower operational costs than running OSPFv2 and then trying to make a flag-day switch to OSPFv3. By running OSPFv3 over IPv4 now, the eventual transition to dual-stack, and then to IPv6-only can be optimized.

[5.](#) Security Considerations

As described in [[RFC4552](#)], OSPFv3 uses IPsec [[RFC4301](#)] for authentication and confidentiality. Consequently, an OSPFv3 packet transported within an IPv4 packet requires IPsec to provide authentication and confidentiality. Further work such as [[ipseccospf](#)] would be required to support IPsec protection for OSPFv3 over IPv4 transport.

An optional OSPFv3 Authentication Trailer [[RFC7166](#)] also has been defined as an alternative to using IPsec. The calculation of the authentication data in the Authentication Trailer includes the source IPv6 address to protect an OSPFv3 router from Man-in-the-Middle attacks. For IPv4 encapsulation as described herein, the IPv4 source address should be placed in the first 4 octets of Apad followed by the hexadecimal value 0x878FE1F3 repeated $(L-4)/4$ times, where L is the length of hash measured in octets.

The processing of the optional Authentication Trailer is contained entirely within the OSPFv3 protocol. In other words, each OSPFv3 router instance is responsible for the authentication, without involvement from IPsec or any other IP layer function. Consequently, except for calculation of the Apad value, transporting OSPFv3 packets using IPv4 does not change the generation or validation of the optional OSPFv3 Authentication Trailer.

[6.](#) IANA Considerations

No actions are required from IANA as result of the publication of this document.

[7.](#) Acknowledgments

The authors would like to thank Alexander Okonnikov for his thorough review and valuable feedback. The authors would also like to thank Wenhui Lu for acting as document shepherd.

[8.](#) References

[8.1.](#) Normative References

[RFC791] Postel, J., "Internet Protocol", STD 5, [RFC 791](#), September

1981.

- [RFC2460] Deering, S. and R. Hinden, "Internet Protocol, Version 6 (IPv6) Specification", [RFC 2460](#), December 1998.
- [RFC5340] Coltun, R., Ferguson, D., Moy, J., and A. Lindem, "OSPF for IPv6", [RFC 5340](#), July 2008.
- [RFC2328] Moy, J., "OSPF Version 2", STD54, [RFC 2328](#), April 1998.
- [RFC5838] Lindem, A., Ed., Mirtorabi, S., Roy, A., Barnes, M., and R. Aggarwal, "Support of Address Families in OSPFv3", [RFC 5838](#), April 2010.
- [RFC2119] Bradner, S., "Key words for use in RFCs to Indicate Requirement Levels", [BCP 14](#), [RFC 2119](#), March 1997.
- [RFC5309] Shen, N., Ed., and A. Zinin, Ed., "Point-to-Point Operation over LAN in Link State Routing Protocols", [RFC 5309](#), October 2008.
- [RFC5881] Katz, D. and D. Ward, "Bidirectional Forwarding Detection (BFD) for IPv4 and IPv6 (Single Hop)", [RFC 5881](#), DOI 10.17487/RFC5881, June 2010.

8.2. Informative References

- [RFC4271] Rekhter, Y., Ed., Li, T., Ed., and S. Hares, Ed., "A Border Gateway Protocol 4 (BGP-4)", [RFC 4271](#), January 2006.
- [RFC3056] Carpenter, B. and K. Moore, "Connection of IPv6 Domains via IPv4 Clouds", [RFC 3056](#), February 2001.
- [RFC5613] Zinin, A., Roy, A., Nguyen, L., Friedman, B., and D. Yeung, "OSPF Link-Local Signaling", [RFC 5613](#), August 2009.
- [RFC826] Plummer, D., "Ethernet Address Resolution Protocol: Or Converting Network Protocol Addresses to 48.bit Ethernet Address for Transmission on Ethernet Hardware", STD 37, [RFC 826](#), November 1982.
- [RFC2464] Crawford, M., "Transmission of IPv6 Packets over Ethernet Networks", [RFC 2464](#), December 1998.
- [RFC4552] Gupta, M. and N. Melam, "Authentication/Confidentiality

for OSPFv3", [RFC 4552](#), June 2006.

Chen, Lindem & Atkinson

Expires in 6 months

[Page 9]

Internet Draft

transition-to-ospfv3

June 17, 2016

[RFC4301] Kent, S. and K. Seo, "Security Architecture for the Internet Protocol", [RFC 4301](#), December 2005.

[RFC7166] Bhatia, M., Manral, V., and A. Lindem, "Supporting Authentication Trailer for OSPFv3", [RFC 7166](#), March 2014.

[ipsecospf] Gupta, M. and Melam, M, Work in progress, "[draft-gupta-ospf-ospfv2-sec-01.txt](#)", August 2009.

Authors' Addresses

I. Chen
Ericsson
Email: ichen@kuatrotech.com

A. Lindem
Cisco
Email: acee@cisco.com

R. Atkinson
Consultant
Email: rja.lists@gmail.com

Chen, Lindem & Atkinson

Expires in 6 months

[Page 10]