

Network Working Group W.  
Cheng  
Internet-Draft L.  
Wang  
Intended status: Informational H.  
Li  
Expires: December 17, 2016 China  
Mobile  
Liu K.  
Technologies Huawei  
Davari S.  
Corporation Broadcom  
Dong J.  
Technologies Huawei  
D'Alessandro A.  
Italia Telecom  
2016 June 15,

**Dual-Homing Protection for MPLS and MPLS-TP Pseudowires  
draft-ietf-pals-mpls-tp-dual-homing-protection-03**

Abstract

This document describes a framework and several scenarios for pseudowire (PW) dual-homing local protection. A Dual-Node Interconnection (DNI) PW is provisioned between the dual-homing Provider Edge (PE) nodes for carrying traffic when failure occurs in the Attachment Circuit (AC) or PW side. In order for the dual-homing PE nodes to determine the forwarding state of AC, PW and the DNI PW, necessary state exchange and coordination between the dual-homing PEs are needed. The PW dual-homing local protection mechanism is complementary to the existing PW protection mechanisms.

Status of This Memo

This Internet-Draft is submitted in full conformance with the provisions of [BCP 78](#) and [BCP 79](#).

Internet-Drafts are working documents of the Internet Engineering Task Force (IETF). Note that other groups may also distribute working documents as Internet-Drafts. The list of current Internet-Drafts is at <http://datatracker.ietf.org/drafts/current/>.

Internet-Drafts are draft documents valid for a maximum of six

months

and may be updated, replaced, or obsoleted by other documents at any time. It is inappropriate to use Internet-Drafts as reference material or to cite them other than as "work in progress."

This Internet-Draft will expire on December 17, 2016.

Cheng, et al.  
1]

Expires December 17, 2016

[Page

Copyright Notice

Copyright (c) 2016 IETF Trust and the persons identified as the document authors. All rights reserved.

This document is subject to [BCP 78](#) and the IETF Trust's Legal Provisions Relating to IETF Documents (<http://trustee.ietf.org/license-info>) in effect on the date of publication of this document. Please review these documents carefully, as they describe your rights and restrictions with respect to this document. Code Components extracted from this document must include Simplified BSD License text as described in Section 4.e of the Trust Legal Provisions and are provided without warranty as described in the Simplified BSD License.

Table of Contents

- [1](#) 1. Introduction . . . . .
- [2](#) 2. Reference Models of Dual-homing Local Protection . . . . .
- [3](#)     [2.1](#) 2.1. PE Architecture . . . . .
- [3](#)     [2.2](#) 2.2. Dual-Homing Local Protection Reference Scenarios . . . . .
- [4](#)         [2.2.1](#) 2.2.1. One-Side Dual-Homing Protection . . . . .
- [4](#)         [2.2.2](#) 2.2.2. Two-side Dual-Homing Protection . . . . .
- [6](#) 3. Generic Dual-homing PW Protection Mechanism . . . . .
- [7](#) 4. IANA Considerations . . . . .
- [8](#) 5. Security Considerations . . . . .
- [8](#) 6. References . . . . .
- [8](#)     [6.1](#) 6.1. Normative References . . . . .
- [8](#)     [6.2](#) 6.2. Informative References . . . . .
- [8](#) Authors' Addresses . . . . .
- [9](#)

**[1](#) 1. Introduction**

[RFC6372] and [[RFC6378](#)] describe the framework and mechanism of MPLS-

TP Linear protection, which can provide protection for the MPLS LSP or pseudowire (PW) between the edge nodes. Such mechanism does not protect the failure of the Attachment Circuit (AC) or the Provider

Edge (PE) node. [[RFC6718](#)] and [[RFC6870](#)] describe the framework and mechanism for PW redundancy to provide protection for AC or PE node failure. The PW redundancy mechanism is based on the signaling of Label Distribution Protocol (LDP), which is applicable to PWs with a dynamic control plane. [[I-D.ietf-pals-endpoint-fast-protection](#)] describes a fast local repair mechanism for PW egress endpoint failures, which is based on PW redundancy, upstream label assignment and context specific label switching. Such mechanism is applicable to PWs with a dynamic control plane.

In some scenarios such as mobile backhauling, the MPLS PWs are provisioned with dual-homing topology, in which at least the CE node in one side is dual-homed to two PEs. If some fault occurs in the primary AC, operators usually prefer to have the switchover only in the dual-homing PE side and keeps the working pseudowires unchanged if possible. This is to avoid massive PWs switchover in the mobile backhaul network due to one AC failure in the core site, and also could achieve efficient and balanced link bandwidth utilization. Similarly, it is preferable to keep using the working AC when one working PW fails in the Packet Switched Network (PSN) network. To meet the above requirement, a fast dual-homing PW local protection mechanism is needed to protect the failures in AC, the PE node and the PSN network.

This document describes the framework and typical scenarios for pseudowire (PW) dual-homing local protection. A Dual-Node Interconnection (DNI) PW is provisioned between the dual-homing PE nodes for carrying traffic when failure occurs in the AC or PW side. In order for the dual-homing PE nodes to determine the forwarding state of AC, PW and DNI PW, necessary state exchange and coordination between the dual-homing PEs is needed. The mechanism defined in this document is complementary to the existing protection mechanisms. The necessary protocol extensions will be described in a separate document.

The proposed mechanism has been deployed in several mobile backhaul networks which use static MPLS-TP PWs for the backhauling of mobile traffic.

## **2. Reference Models of Dual-homing Local Protection**

This section shows the reference architecture of the PE for dual-homing PW local protection and the usage of the architecture in different scenarios.

### **2.1. PE Architecture**

Figure 1 shows the PE architecture for dual-homing local protection. This is based on the architecture in Figure 4a of [[RFC3985](#)]. In addition to the AC and the service PW, a DNI PW is provisioned to connect the forwarders of the dual-homing PEs. It can be used to forward traffic between the dual-homing PEs when failure occurs in the AC or service PW side. As [[RFC3985](#)] specifies: "any required switching functionality is the responsibility of a forwarder function", in this case, the forwarder is responsible for switching the payloads between three entities: the AC, the service PW and the DNI PW. The specific behavior of forwarder is determined according to the forwarding state machine defined in this document.



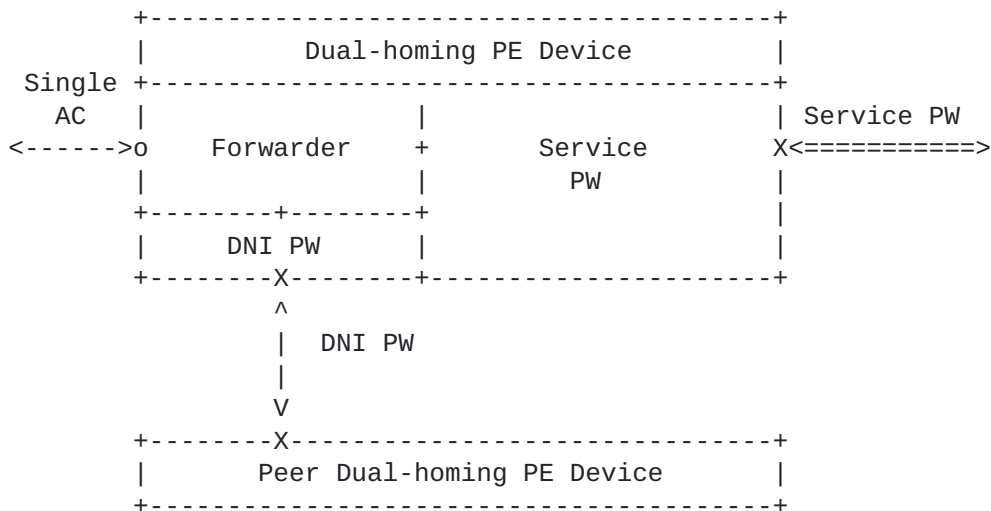


Figure 1: PE Architecture for Dual-homing Protection

## 2.2. Dual-Homing Local Protection Reference Scenarios

### 2.2.1. One-Side Dual-Homing Protection

Figure 2 illustrates the network scenario of dual-homing PW local protection where one of the CEs is dual-homed to two PE nodes. CE1 is dual-homed to PE1 and PE2, while CE2 is single-homed to PE3. A DNI-PW is established between the dual-homing PEs, which is used to bridge traffic when a failure occurs in the PSN network or in the AC side. A control mechanism enables the PEs and CE to determine which AC should be used to carry traffic between CE1 and the PSN network. These mechanisms/protocols are beyond the scope of this document. The working and protection PWs can be determined either by configuration or by existing signaling mechanisms.

This scenario can protect the node failure of PE1 or PE2, or the failure of one of the ACs between CE1 and the dual-homing PEs. In addition, dual-homing PW protection can protect the failure occurred in the PSN network which impacts the working PW, thus it can be an alternative solution of PSN tunnel protection mechanisms. This topology can be used in mobile backhauling application scenarios. For example, the NodeB serves as CE2 while the Radio Network Controller (RNC) serves as CE1. PE3 works as an access side MPLS device while PE1 and PE2 works as core side MPLS devices.





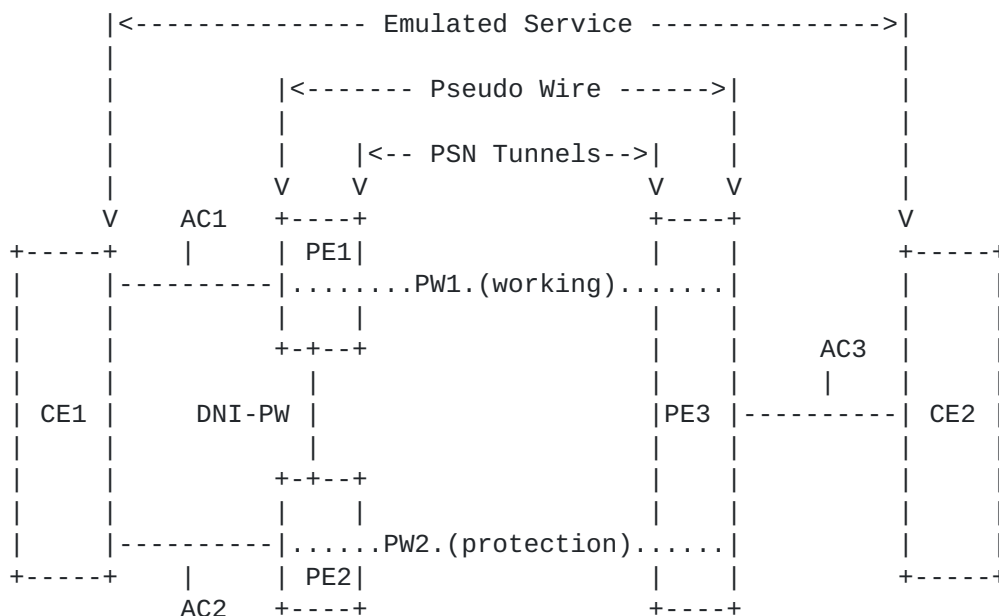


Figure 2. One-side dual-homing PW protection

Consider in normal state AC1 from CE1 to PE1 is initially active and AC2 from CE1 to PE2 is initially standby, PW1 is the working PW and PW2 is the protection PW.

When a failure occurs in AC1, then the state of AC2 changes to active

based on some AC redundancy mechanism. In order to keep the switchover local and continue using PW1 for traffic forwarding, the forwarder on PE2 needs to connect AC2 to the DNI PW, and the forwarder on PE1 needs to connect the DNI PW to PW1. In this way

the

failure in AC1 will not impact the forwarding of the service PWs across the network. After the switchover, traffic will go through the path: CE1-(AC2)-PE2-(DNI-PW)-PE1-(PW1)-PE3-(AC3)-CE2.

When a failure in the PSN network affects the working PW (PW1), according to PW protection mechanisms, traffic is switched onto the protection PW (PW2), while the state of AC1 remains active. Then

the

forwarder on PE1 needs to connect AC1 to the DNI PW, and the forwarder on PE2 needs to connect the DNI PW to PW2. In this way

the

failure in the PSN network will not impact the state of the ACs. After the switchover, traffic will go through the path: CE1-(AC1)-PE1-(DNI-PW)-PE2-(PW2)-PE3-(AC3)-CE2.

In both AC and PW failure cases, the dual-homing PW protection needs to coordinate the PEs to set the forwarding state between the AC, service PW and DNI PW properly.



**2.2.2. Two-side Dual-Homing Protection**

Figure 3 illustrates the network scenario of dual-homing PW protection where the CEs in both sides are dual-homed. CE1 is dual-homed to PE1 and PE2, and CE2 is dual-homed to PE3 and PE4. A dual-homing control mechanism enables the PEs and CEs to determine which AC should be used to carry traffic between CE and the PSN network. DNI-PWs are provisioned between the dual-homing PEs on both sides. One service PW is established between PE1 and PE3, another service

PW

is established between PE2 and PE4. The role of working and protection PW can be determined either by configuration or via existing signaling mechanisms.

This scenario can protect the node failure on one of the dual-homing PEs, or the failure on one of the ACs between the CEs and their dual-

homing PEs. Meanwhile, dual-homing PW protection can protect the failure occurred in the PSN network which impacts one of the PWs, thus

it can be an alternative solution of PSN tunnel protection mechanisms. This scenario is mainly used for services of important business customers. In this case, CE1 and CE2 can be regarded as service access points.

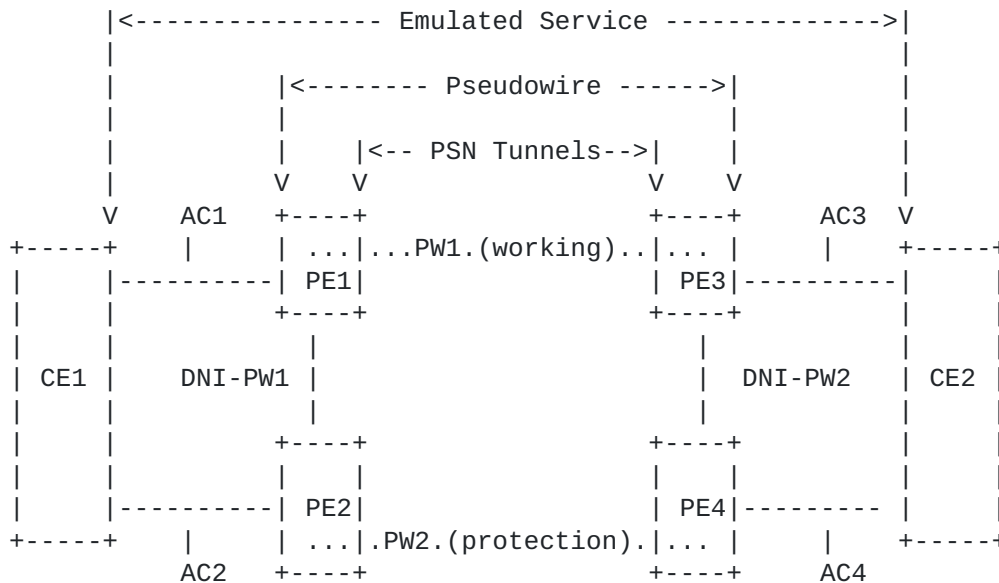


Figure 3. Two-side dual-homing PW protection

Consider in normal state AC1 from CE1 to PE1 is initially active and AC2 from CE1 to PE2 is initially standby, AC3 from CE2 to PE3 is initially active and AC4 from CE2 to PE4 is initially standby, PW1 is the working PW and PW2 is the protection PW.



When a failure occurs in AC1, the state of AC2 changes to active based on some AC redundancy mechanism. In order to keep the switchover local and continue using PW1 for traffic forwarding, the forwarder on PE2 needs to connect AC2 to the DNI-PW1, and the forwarder on PE1 needs to connect DNI-PW1 with PW1. In this way failures in the AC side will not impact the forwarding of the service

PWs across the network. After the switchover, traffic will go through the path: CE1-(AC2)-PE2-(DNI-PW1)-PE1-(PW1)-PE3-(AC3)-CE2.

When a failure occurs in the working PW (PW1), according to the PW protection mechanism, traffic is switched onto the protection PW "PW2". In order to keep the state of AC1 and AC3 unchanged, the forwarder on PE1 needs to connect AC1 to DNI-PW1, and the forwarder on PE2 needs to connect DNI-PW1 to PW2. On the other side, the forwarder of PE3 needs to connect AC3 to DNI-PW2, and the forwarder on PE4 needs to connect PW2 to DNI-PW2. In this way, the state of the ACs will not be impacted by the failure in the PSN network. After the switchover, traffic will go through the path: CE1-(AC1)-PE1-(DNI-PW1)-PE2-(PW2)-PE4-(DNI-PW2)-PE3-(AC3)-CE2.

In case both the AC and PW failure occur, the dual-homing PW protection needs to coordinate the PEs to set the forwarding state between the AC, service PW and the DNI PW properly.

### **3. Generic Dual-homing PW Protection Mechanism**

As shown in the above scenarios, with the described dual-homing PW protection, failures in the AC side will not impact the forwarding behavior of the PWs in the PSN network, and vice-versa. This is achieved by properly setting the forwarding state between the following entities:

- o AC
- o Service PW
- o DNI PW

The forwarding behavior of the dual-homing PE nodes are determined by the forwarding state machine as shown in table 1:



Service PW	AC	DNI PW	Forwarding Behavior
Active	Active	Up	Service PW <-> AC
Active	Standby	Up	Service PW <-> DNI PW
Standby	Active	Up	DNI PW <-> AC
Standby	Standby	Up	Drop all packets

Table 1. Dual-homing PE Forwarding State Machine

In order for the dual-homing PEs to coordinate the traffic forwarding during the failures, synchronization of the status information of the involved entities and coordination of switchover between the dual-homing PEs are needed. For PWs with a dynamic control plane, such information synchronization and coordination can be achieved with a dynamic protocol, such as [RFC7275], possibly with some extensions. For PWs which are manually configured without a control plane, a new mechanism is needed to exchange the status information and coordinate switchover between the dual-homing PEs. This is described in a separate document.

**4. IANA Considerations**

This document does not require any IANA action.

**5. Security Considerations**

The mechanism defined in this document do not affect the security model as defined in [RFC3985].

**6. References**

**6.1. Normative References**

[RFC3985] Bryant, S., Ed. and P. Pate, Ed., "Pseudo Wire Emulation Edge-to-Edge (PWE3) Architecture", [RFC 3985](#), DOI 10.17487/RFC3985, March 2005, <<http://www.rfc-editor.org/info/rfc3985>>.

**6.2. Informative References**





- [I-D.ietf-pals-endpoint-fast-protection]  
Shen, Y., Aggarwal, R., Henderickx, W., and Y. Jiang, "PW Endpoint Fast Failure Protection", [draft-ietf-pals-endpoint-fast-protection-02](#) (work in progress), January 2016.
- [RFC6372] Sprecher, N., Ed. and A. Farrel, Ed., "MPLS Transport Profile (MPLS-TP) Survivability Framework", [RFC 6372](#), DOI 10.17487/RFC6372, September 2011, <<http://www.rfc-editor.org/info/rfc6372>>.
- [RFC6378] Weingarten, Y., Ed., Bryant, S., Osborne, E., Sprecher, N., and A. Fulignoli, Ed., "MPLS Transport Profile (MPLS-TP) Linear Protection", [RFC 6378](#), DOI 10.17487/RFC6378, October 2011, <<http://www.rfc-editor.org/info/rfc6378>>.
- [RFC6718] Muley, P., Aissaoui, M., and M. Bocci, "Pseudowire Redundancy", [RFC 6718](#), DOI 10.17487/RFC6718, August 2012, <<http://www.rfc-editor.org/info/rfc6718>>.
- [RFC6870] Muley, P., Ed. and M. Aissaoui, Ed., "Pseudowire Preferential Forwarding Status Bit", [RFC 6870](#), DOI 10.17487/RFC6870, February 2013, <<http://www.rfc-editor.org/info/rfc6870>>.
- [RFC7275] Martini, L., Salam, S., Sajassi, A., Bocci, M., Matsushima, S., and T. Nadeau, "Inter-Chassis Communication Protocol for Layer 2 Virtual Private Network (L2VPN) Provider Edge (PE) Redundancy", [RFC 7275](#), DOI 10.17487/RFC7275, June 2014, <<http://www.rfc-editor.org/info/rfc7275>>.

Network

Authors' Addresses

Weiqiang Cheng  
China Mobile  
No.32 Xuanwumen West Street  
Beijing 100053  
China

Email: [chengweiqiang@chinamobile.com](mailto:chengweiqiang@chinamobile.com)



Internet-Draft  
2016

Dual-Homing PW Protection

June

Lei Wang  
China Mobile  
No.32 Xuanwumen West Street  
Beijing 100053  
China

Email: [Wangleiyj@chinamobile.com](mailto:Wangleiyj@chinamobile.com)

Han Li  
China Mobile  
No.32 Xuanwumen West Street  
Beijing 100053  
China

Email: [Lihan@chinamobile.com](mailto:Lihan@chinamobile.com)

Kai Liu  
Huawei Technologies  
Huawei Base, Bantian, Longgang District  
Shenzhen 518129  
China

Email: [alex.liukai@huawei.com](mailto:alex.liukai@huawei.com)

Shahram Davari  
Broadcom Corporation  
3151 Zanker Road  
San Jose 95134-1933  
United States

Email: [davari@broadcom.com](mailto:davari@broadcom.com)

Jie Dong  
Huawei Technologies  
Huawei Campus, No. 156 Beiqing Rd.  
Beijing 100095  
China

Email: [jie.dong@huawei.com](mailto:jie.dong@huawei.com)



Internet-Draft  
2016

Dual-Homing PW Protection

June

Alessandro D'Alessandro  
Telecom Italia  
via Reiss Romoli, 274  
Torino 10148  
Italy

Email: [alessandro.dalessandro@telecomitalia.it](mailto:alessandro.dalessandro@telecomitalia.it)

