

Workgroup: PIM WG

Internet-Draft:

draft-ietf-pim-dr-improvement-13

Published: 7 March 2022

Intended Status: Standards Track

Expires: 8 September 2022

Authors: Z. Zhang                      F. Hu                      B. Xu  
          ZTE Corporation      Individual      ZTE Corporation  
          M. Mishra  
          Cisco Systems

## **Protocol Independent Multicast - Sparse Mode (PIM-SM) Designated Router (DR) Improvement**

### **Abstract**

Protocol Independent Multicast - Sparse Mode (PIM-SM) is a widely deployed multicast protocol. As deployment for the PIM protocol is growing day by day, a user expects lower packet loss and faster convergence regardless of the cause of the network failure. This document defines an extension to the existing protocol, which improves the PIM's stability with respect to packet loss and convergence time when the PIM Designated Router (DR) role changes.

### **Status of This Memo**

This Internet-Draft is submitted in full conformance with the provisions of BCP 78 and BCP 79.

Internet-Drafts are working documents of the Internet Engineering Task Force (IETF). Note that other groups may also distribute working documents as Internet-Drafts. The list of current Internet-Drafts is at <https://datatracker.ietf.org/drafts/current/>.

Internet-Drafts are draft documents valid for a maximum of six months and may be updated, replaced, or obsoleted by other documents at any time. It is inappropriate to use Internet-Drafts as reference material or to cite them other than as "work in progress."

This Internet-Draft will expire on 8 September 2022.

### **Copyright Notice**

Copyright (c) 2022 IETF Trust and the persons identified as the document authors. All rights reserved.

This document is subject to BCP 78 and the IETF Trust's Legal Provisions Relating to IETF Documents (<https://trustee.ietf.org/license-info>) in effect on the date of publication of this document. Please review these documents

carefully, as they describe your rights and restrictions with respect to this document. Code Components extracted from this document must include Revised BSD License text as described in Section 4.e of the Trust Legal Provisions and are provided without warranty as described in the Revised BSD License.

## Table of Contents

- [1. Introduction](#)
  - [1.1. Keywords](#)
- [2. Terminology](#)
- [3. Protocol Specification](#)
  - [3.1. Election Algorithm](#)
  - [3.2. Sending Hello Messages](#)
  - [3.3. Receiving Hello Messages](#)
  - [3.4. Working with the DRLB function](#)
- [4. PIM Hello message format](#)
  - [4.1. DR Address Option format](#)
  - [4.2. BDR Address Option format](#)
  - [4.3. Error handling](#)
- [5. Backwards Compatibility](#)
- [6. Security Considerations](#)
- [7. IANA Considerations](#)
- [8. Acknowledgements](#)
- [9. References](#)
  - [9.1. Normative References](#)
  - [9.2. Informative References](#)
- [Authors' Addresses](#)

## 1. Introduction

Multicast technology, with PIM-SM ([[RFC7761](#)]), is used widely in Modern services. Some events, such as changes in unicast routes, or a change in the PIM-SM DR, may cause the loss of multicast packets.

The PIM DR has two responsibilities in the PIM-SM protocol. For any active sources on a LAN, the PIM DR is responsible for registering with the Rendezvous Point (RP). Also, the PIM DR is responsible for tracking local multicast listeners and forwarding data to these listeners.

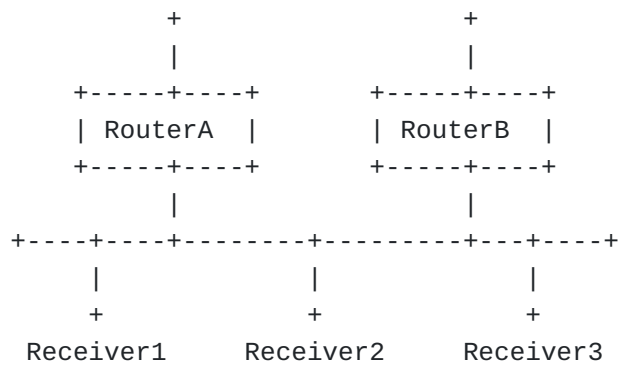


Figure 1: An example of multicast network

The simple network in Figure 1 presents two routers (A and B) connected to a shared-media LAN segment. Two different scenarios are described to illustrate potential issues.

(a) Both routers are on the network, and RouterB is elected as the DR. If RouterB then fails, multicast packets are discarded until RouterA is elected as DR, and it assumes the multicast flows on the LAN. As detailed in [\[RFC7761\]](#), a DR's election is triggered after the current DR's Hello\_Holdtime expires. The failure detection and election procedures may take several seconds. That is too long for modern multicast services.

(b) Only RouterA is initially on the network, making it the DR. If RouterB joins the network with a higher DR Priority. Then it will be elected as DR. RouterA will stop forwarding multicast packets, and the flows will not recover until RouterB assumes them.

In either of the situations listed, many multicast packets may be lost, and the quality of the services noticeably affected. To increase the stability of the network this document introduces the Designated DR (DR) and Backup Designated Router (BDR) options, and specifies how the identity of these nodes is explicitly advertised.

### 1.1. Keywords

The key words "MUST", "MUST NOT", "REQUIRED", "SHALL", "SHALL NOT", "SHOULD", "SHOULD NOT", "RECOMMENDED", "NOT RECOMMENDED", "MAY", and "OPTIONAL" in this document are to be interpreted as described in BCP 14 [\[RFC2119\]](#) [\[RFC8174\]](#) when, and only when, they appear in all capitals, as shown here.

## 2. Terminology

Modern services: The real time multicast services, such like IPTV, Net-meeting, etc.

Backup Designated Router (BDR): Immediately takes over all DR functions ([\[RFC7761\]](#)) on an interface once the DR is no longer present. A single BDR SHOULD be elected per interface.

Designated Router Other (DROther): A router which is neither a DR nor a BDR.

0x0: 0.0.0.0 if IPv4 addresses are in use or 0:0:0:0:0:0:0:0/128 if IPv6 addresses are in use. To simplify, 0x0 is used in abbreviation in this draft.

Sticky: The DR doesn't change unnecessarily when routers, even with higher priority, go down or come up.

### 3. Protocol Specification

The router follows the following procedures, these steps are to be used when a router starts, or the interface is enabled:

(a). When a router first starts or its interface is enabled, it includes the DR and BDR Address options with the OptionValue set to 0x0 in its Hello messages (Section 4). At this point the router considers itself a DROther, and starts a timer set to Default\_Hello\_Holdtime [\[RFC7761\]](#).

(b). When the router receives Hello messages from other routers on the same shared-media LAN, the router checks the value of DR/BDR address option. If the value is filled with a non-zero IP address, the router stores the IP address.

(c). After the timer expires, the router first executes the algorithm defined in section 3.1. After that, the router acts as one of the roles in the LAN: DR, BDR, or DROther.

If the router is elected the BDR, it takes on all the functions of a DR as specified in [\[RFC7761\]](#), but it SHOULD NOT actively forward multicast flows or send a register message to avoid duplication.

If the DR becomes unreachable on the LAN, the BDR MUST take over all the DR functions, including multicast flow forwarding and sending the Register messages. Mechanisms outside the scope of this specification, such as [\[RFC9186\]](#) or BFD Asynchronous mode [\[RFC5880\]](#) can be used for faster failure detection.

For example, there are three routers: A, B, and C. If all three were in the LAN, then their DR preference would be A, B, and C, in that order. Initially, only C is on the LAN, so C is DR. Later, B joins; C is still the DR, and B is the BDR. Later A joins, then A becomes the BDR, and B is simply DROther.

### 3.1. Election Algorithm

The DR and BDR election refers the DR election algorithm defined in section 9.4 in [[RFC2328](#)], and updates the election function defined in section 4.3.2 in [[RFC7761](#)].

\*The DR is elected among the DR candidates directly. If there is no DR candidates, i.e., all the routers advertise the DR Address options with zero OptionValue, the elected BDR will be the DR. And then the BDR is elected again from the other routers in the LAN.

\*The BDR election is not sticky. Whatever there is a router that advertise the BDR Address option, the router which has the highest priority, except for the elected DR, is elected as the BDR. That is the BDR may be the router which has the highest priority in the LAN.

\*The advertisement is through PIM Hello message.

Except for the information recorded in section 4.3.2 in [[RFC7761](#)], the DR/BDR OptionValue from the neighbor is also recorded:

\*neighbor.dr: The DR Address OptionValue that presents in the Hello message from the PIM neighbor.

\*neighbor.bdr: The BDR Address OptionValue that presents in the Hello message from the PIM neighbor.

The pseudocode is shown below: A BDR election function is added, and the DR function is updated. The validneighbor function means that a valid Hello message has been received from this neighbor.

```
BDR(I) {
    bdr = NULL
    for each neighbor on interface I {
        if ( neighbor.bdr != NULL ) {
            if (validneighbor (neighbor.bdr) == TRUE) {
                if bdr == NULL
                    bdr = neighbor.bdr
                else (dr_is_better( neighbor.bdr, bdr, I )
                    == TRUE ) {
                    bdr = neighbor.bdr
                }
            }
        }
    }
    return bdr
}
```

```

DR(I) {
    dr = NULL
    for each neighbor on interface I {
        if ( neighbor.dr != NULL ) {
            if (validneighbor (neighbor.dr) == TRUE) {
                if (dr == NULL)
                    dr = neighbor.dr
                else (dr_is_better( neighbor.dr, dr, I )
                    == TRUE ) {
                    dr = neighbor.dr
                }
            }
        }
    }
    if (dr == NULL) {
        dr = bdr
    }
    if (dr == NULL) {
        dr = me
    }
    return dr
}

```

Compare to the DR election function defined in section 4.3.2 in [RFC7761] the differences include:

- \*The router, that can be elected as DR, has the highest priority among the DR candidates. The elected DR may not be the one that has the highest priority in the LAN.

- \*The router that supports the election algorithm defined in section 3.1 MUST advertise the DR Address option defined in section 4.1 in PIM Hello message, and SHOULD advertise the BDR Address option defined in section 4.2 in PIM Hello message. In case a DR is elected and no BDR is elected, only the DR Address option is advertised in the LAN.

### 3.2. Sending Hello Messages

When PIM is enabled on an interface or a router first starts, Hello messages MUST be sent with the OptionValue of the DR Address option set to 0x0. The BDR Address option SHOULD also be sent, the OptionValue MUST be set to 0x0. Then the interface starts a timer which value is set to Default\_Hello\_Holdtime. When the timer expires, the DR and BDR will be elected on the interface according to the DR election algorithm (Section 3.1).

After the election, if there is one existed DR in the LAN, the DR remains unchanged. If there is no existed DR in the LAN, a new DR is

elected, the routers in the LAN MUST send the Hello message with the OptionValue of DR Address option set to the elected DR. If there are more than one routers with non-zero DR priority in the LAN, a BDR is also elected. Then the routers in the LAN MUST send the Hello message with the OptionValue of BDR Address option set to the elected BDR. Any DROther router MUST NOT use its IP addresses in the DR/BDR Address option.

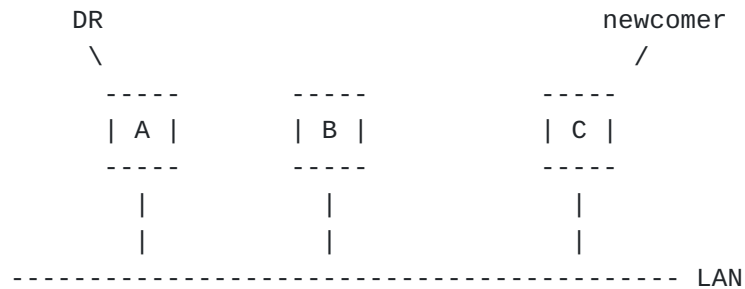


Figure 2

For example, there is a stable LAN that includes RouterA and RouterB. RouterA is the DR that has the highest priority. RouterC is a newcomer. RouterC sends a Hello message with the OptionValue of DR/BDR Address option set to zero. RouterA and RouterB sends the Hello message with the DR OptionValue set to RouterA, the BDR OptionValue set to RouterB.

In case RouterC has a higher priority than RouterB, RouterC elects itself as the BDR after it runs the election algorithm, then RouterC sends Hello messages with the DR OptionValue set to the IP address of current DR (RouterA), and the BDR OptionValue set to RouterC.

In case RouterB has a higher priority than RouterC, RouterC finds that it can not be the BDR after it runs the election algorithm, it sets the status to DROther. Then RouterC sends Hello messages with the DR OptionValue set to RouterA and the BDR OptionValue set to RouterB.

### 3.3. Receiving Hello Messages

When a Hello message is received, the OptionValue of DR/BDR is checked. If the OptionValue of DR is not zero and it isn't the same with local stored values, or the OptionValue of DR is zero but the advertising router is the stored DR, the interface timer of election MAY be set/reset.

Before the election algorithm runs, the validity check MUST be done. The DR/BDR OptionValue in the Hello message MUST match with a known neighbor, otherwise the DR/BDR OptionValue can not become the DR/BDR candidates.

If there is one or more candidates which are different from the stored DR/BDR value after the validity check, the election MUST be taken. The new DR/BDR will be elected according to the rules defined in section 3.1.

### 3.4. Working with the DRLB function

A network can use the enhancement described in this document with the DR Load Balancing (DRLB) mechanism [RFC8775]. The DR MUST send the DRLB-List Hello Option defined in [RFC8775]. If the DR becomes unreachable, the BDR will take over all the multicast flows on the link, which may result in duplicated traffic as it may not have been a Group DR (GDR). The new DR MUST then follow the procedures in [RFC8775].

In case the DR, or the BDR which becomes DR after the DR failure, doesn't support the mechanism defined in [RFC8775], the DRLB-List Hello Option can not be advertised, then the DRLB mechanism takes no effect.

## 4. PIM Hello message format

Two new PIM Hello Options are defined, which conform to the format defined in [RFC7761].

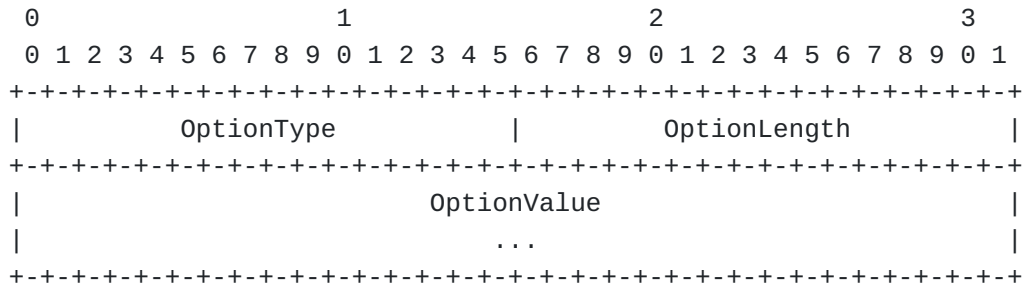


Figure 3: Hello Option Format

### 4.1. DR Address Option format

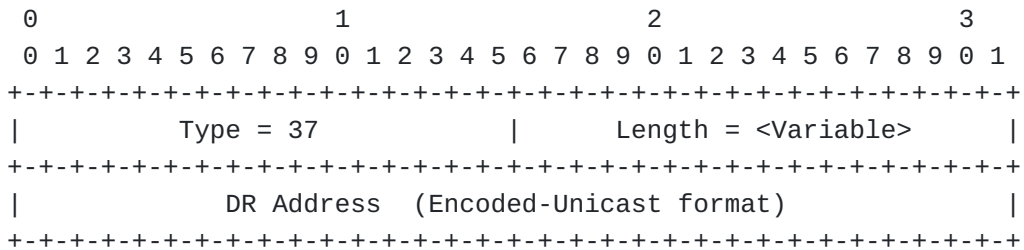


Figure 4: DR Address Option

\*OptionType : The value is 37.

\*OptionLength: 4 bytes if using IPv4 and 16 bytes if using IPv6.



\*DR Address: If the IP version of the PIM message is IPv4, the value MUST be the IPv4 address of the DR. If the IP version of the PIM message is IPv6, the value MUST be the link-local address of the DR.

#### 4.2. BDR Address Option format

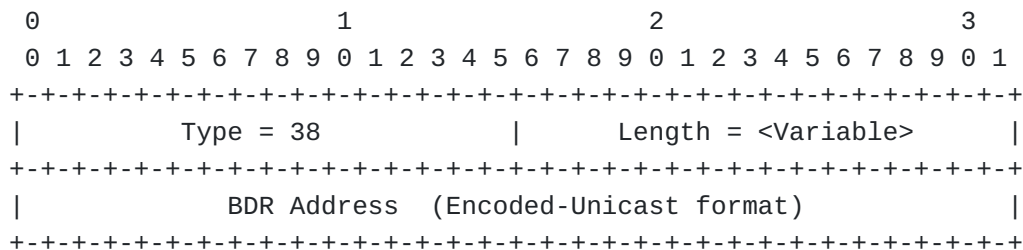


Figure 5: BDR Address Option

\*OptionType : The value is 38.

\*OptionLength: 4 bytes if using IPv4 and 16 bytes if using IPv6.

\*BDR Address: If the IP version of the PIM message is IPv4, the value MUST be the IPv4 address of the BDR. If the IP version of the PIM message is IPv6, the value MUST be the link-local address of the BDR.

#### 4.3. Error handling

The DR and BDR addresses MUST correspond to an address used to send PIM Hello messages by one of the PIM neighbors on the interface. If that is not the case then the OptionValue of DR/BDR MUST be ignored as described in section 3.3.

An option with unexpected values MUST be ignored. For example, a DR Address option with an IPv4 address received while the interface only supports IPv6 is ignored.

#### 5. Backwards Compatibility

Any router using the DR and BDR Address Options MUST set the corresponding OptionValues. If at least one router on a LAN doesn't send a Hello message, including the DR Address Option, then the specification in this document MUST NOT be used. For example, the routers in a LAN all support the options defined in this document, the DR/BDR is elected. A new router which doesn't support the options joins, when the hello message without DR Address Option is received, all the router MUST switch the election function back immediately. This action results in all routers using the DR election function defined in [RFC7761] or [I-D.ietf-pim-bdr]. Both this draft and the draft [I-D.ietf-pim-bdr], introduce a backup DR. The later draft does this without introducing new options but does

not consider the sticky behavior. In case there is router which doesn't support the DR/BDR Address Option defined in this document, the routers SHOULD take the function defined in [I-D.ietf-pim-bdr] if all the routers support it, otherwise the router SHOULD use the function defined in [RFC7761].

A router that does not support this specification ignores unknown options according to section 4.9.2 defined in [RFC7761]. So the new extension defined in this draft will not influence the stability of neighbors.

## 6. Security Considerations

[RFC7761] describes the security concerns related to PIM-SM. A rogue router can become the DR/BDR by appropriately crafting the Address options to include a more desirable IP address or priority. Because the election algorithm makes the DR role be non-preemptive, an attacker can then take control for long periods of time. The effect of these actions can result in multicast flows not being forwarded (already considered in [RFC7761]).

Some security measures, such as IP address filtering for the election, may be taken to avoid these situations. For example, the Hello message received from an untrusted neighbor is ignored by the election process.

## 7. IANA Considerations

IANA is requested to allocate two new code points from the "PIM-Hello Options" registry.

Type	Description	Reference
37	DR Address Option	This Document
38	BDR Address Option	This Document

Table 1

## 8. Acknowledgements

The authors would like to thank Alvaro Retana, Greg Mirsky, Jake Holland, Stig Venaas for their valuable comments and suggestions.

## 9. References

### 9.1. Normative References

[RFC2119] Bradner, S., "Key words for use in RFCs to Indicate Requirement Levels", BCP 14, RFC 2119, DOI 10.17487/RFC2119, March 1997, <<https://www.rfc-editor.org/info/rfc2119>>.

**[RFC2328]**

Moy, J., "OSPF Version 2", STD 54, RFC 2328, DOI 10.17487/RFC2328, April 1998, <<https://www.rfc-editor.org/info/rfc2328>>.

**[RFC7761]**

Fenner, B., Handley, M., Holbrook, H., Kouvelas, I., Parekh, R., Zhang, Z., and L. Zheng, "Protocol Independent Multicast - Sparse Mode (PIM-SM): Protocol Specification (Revised)", STD 83, RFC 7761, DOI 10.17487/RFC7761, March 2016, <<https://www.rfc-editor.org/info/rfc7761>>.

**[RFC8174]**

Leiba, B., "Ambiguity of Uppercase vs Lowercase in RFC 2119 Key Words", BCP 14, RFC 8174, DOI 10.17487/RFC8174, May 2017, <<https://www.rfc-editor.org/info/rfc8174>>.

**[RFC8775]**

Cai, Y., Ou, H., Vallepalli, S., Mishra, M., Venaas, S., and A. Green, "PIM Designated Router Load Balancing", RFC 8775, DOI 10.17487/RFC8775, April 2020, <<https://www.rfc-editor.org/info/rfc8775>>.

## **9.2. Informative References**

**[I-D.ietf-pim-bdr]**

Mishra, M., Santhanam, S., Paramasivam, A., Goh, J., and G. S. Mishra, "PIM Backup Designated Router Procedure", Work in Progress, Internet-Draft, draft-ietf-pim-bdr-00, 10 September 2021, <<https://www.ietf.org/archive/id/draft-ietf-pim-bdr-00.txt>>.

**[RFC5880]**

Katz, D. and D. Ward, "Bidirectional Forwarding Detection (BFD)", RFC 5880, DOI 10.17487/RFC5880, June 2010, <<https://www.rfc-editor.org/info/rfc5880>>.

**[RFC9186]**

Mirsky, G. and X. Ji, "Fast Failover in Protocol Independent Multicast - Sparse Mode (PIM-SM) Using Bidirectional Forwarding Detection (BFD) for Multipoint Networks", RFC 9186, DOI 10.17487/RFC9186, January 2022, <<https://www.rfc-editor.org/info/rfc9186>>.

## **Authors' Addresses**

Zheng(Sandy) Zhang  
ZTE Corporation  
No. 50 Software Ave, Yuhuatai District  
Nanjing  
China

Email: [zhang.zheng@zte.com.cn](mailto:zhang.zheng@zte.com.cn)

Fangwei Hu

Individual  
Shanghai  
China

Email: [hufwei@gmail.com](mailto:hufwei@gmail.com)

Benchong Xu  
ZTE Corporation  
No. 68 Zijinghua Road, Yuhuatai District  
Nanjing,  
China

Email: [xu.benchong@zte.com.cn](mailto:xu.benchong@zte.com.cn)

Mankamana Mishra  
Cisco Systems  
821 Alder Drive,  
MILPITAS, CALIFORNIA 95035  
United States

Email: [mankamis@cisco.com](mailto:mankamis@cisco.com)