

Network Working Group  
INTERNET-DRAFT  
Expires: March 2004

Lars-Erik Jonsson, Ericsson  
Ghyslain Pelletier, Ericsson

September 25, 2003

RObust Header Compression (ROHC):  
A Compression Profile for IP  
<[draft-ietf-rohc-ip-only-04.txt](http://www.ietf.org/drafts/rohc/draft-ietf-rohc-ip-only-04.txt)>

#### Status of this memo

This document is an Internet-Draft and is in full conformance with all provisions of [Section 10 of RFC2026](#).

Internet-Drafts are working documents of the Internet Engineering Task Force (IETF), its areas, and its working groups. Note that other groups may also distribute working documents as Internet-Drafts.

Internet-Drafts are draft documents valid for a maximum of six months and may be updated, replaced, or obsoleted by other documents at any time. It is inappropriate to use Internet-Drafts as reference material or cite them other than as "work in progress".

The list of current Internet-Drafts can be accessed at <http://www.ietf.org/ietf/lid-abstracts.txt>

The list of Internet-Draft Shadow Directories can be accessed at <http://www.ietf.org/shadow.html>

This document is a submission of the IETF ROHC WG. Comments should be directed to the ROHC WG mailing list, [rohc@ietf.org](mailto:rohc@ietf.org).

#### Abstract

The original RObust Header Compression (ROHC) RFC, [RFC 3095](#), defines a framework for header compression, along with compression protocols (profiles) for IP/UDP/RTP, IP/ESP, IP/UDP, and also a profile for uncompressed packet streams. However, no profile was defined for compression of IP only, which has been identified as a missing piece in [RFC 3095](#). This document defines a ROHC compression profile for IP, similar to the IP/UDP profile defined by [RFC 3095](#), but simplified to exclude UDP, and enhanced to compress IP header chains of arbitrary length.

INTERNET-DRAFT

A ROHC Profile for IP

September 25, 2003

## Table of Contents

|                             |   |                    |
|-----------------------------|---|--------------------|
| <a href="#">1.</a>          | <a href="#">Introduction.....</a>                                     | <a href="#">2</a>  |
| <a href="#">2.</a>          | <a href="#">Terminology.....</a>                                      | <a href="#">3</a>  |
| <a href="#">3.</a>          | <a href="#">ROHC IP Compression (Profile 0x0004).....</a>             | <a href="#">3</a>  |
| <a href="#">3.1.</a>        | <a href="#">Static chain termination.....</a>                         | <a href="#">3</a>  |
| <a href="#">3.2.</a>        | <a href="#">Handling multiple levels of IP headers.....</a>           | <a href="#">3</a>  |
| <a href="#">3.3.</a>        | <a href="#">Constant IP-ID.....</a>                                   | <a href="#">4</a>  |
| <a href="#">3.4.</a>        | <a href="#">Additional mode transition logic.....</a>                 | <a href="#">6</a>  |
| <a href="#">3.5.</a>        | <a href="#">Initialization.....</a>                                   | <a href="#">7</a>  |
| <a href="#">3.6.</a>        | <a href="#">Packet types.....</a>                                     | <a href="#">8</a>  |
| <a href="#">3.7.</a>        | <a href="#">The CONTEXT_MEMORY feedback option.....</a>               | <a href="#">9</a>  |
| <a href="#">4.</a>          | <a href="#">Security Considerations.....</a>                          | <a href="#">9</a>  |
| <a href="#">5.</a>          | <a href="#">IANA Considerations.....</a>                              | <a href="#">9</a>  |
| <a href="#">6.</a>          | <a href="#">Intellectual Property Right Claim Considerations.....</a> | <a href="#">10</a> |
| <a href="#">7.</a>          | <a href="#">Acknowledgements.....</a>                                 | <a href="#">10</a> |
| <a href="#">8.</a>          | <a href="#">References.....</a>                                       | <a href="#">10</a> |
| <a href="#">9.</a>          | <a href="#">Authors' Addresses.....</a>                               | <a href="#">11</a> |
| <a href="#">Appendix A.</a> | <a href="#">Detailed procedures for canceling mode transitions..</a>  | <a href="#">12</a> |
| <a href="#">A.1.</a>        | <a href="#">Transition from Optimistic to Reliable mode.....</a>      | <a href="#">12</a> |
| <a href="#">A.2.</a>        | <a href="#">Transition from Unidirectional to Reliable mode.....</a>  | <a href="#">13</a> |
| <a href="#">A.3.</a>        | <a href="#">Transition from Reliable to Optimistic mode.....</a>      | <a href="#">13</a> |
| <a href="#">A.4.</a>        | <a href="#">Transition back to Unidirectional mode.....</a>           | <a href="#">14</a> |

[1.](#) Introduction

The original RObust Header Compression (ROHC) RFC [[RFC-3095](#)] defines a framework for header compression, along with compression protocols (profiles) for IP/UDP/RTP, IP/ESP, IP/UDP, and also a profile for uncompressed packet streams. The profile for uncompressed data was defined to provide means to encapsulate all traffic over a link within ROHC packets. Through this profile, the lower layers do not have to provide multiplexing for different packet types, but instead ROHC can handle any packet stream, even if compression profiles for all kinds of packet streams have yet not been defined or implemented over the link.

Although the profile without compression is simple and can tunnel arbitrary packets, it has of course a major weakness in that it does not compress the headers at all. When considering that normally all packets are expected to be IP [[RFC-791](#), [RFC-2460](#)] packets, and that

the IP header often represent a major part of the total header, a useful alternative to no compression would for most packets be compression of the IP header only. Unfortunately, such a profile was not defined in [[RFC-3095](#)], and this has thus been identified as an important missing piece in the ROHC toolbox.

This document addresses this missing compression support and defines a ROHC compression profile for IP [[RFC-791](#), [RFC-2460](#)] only, similar to the IP/UDP profile defined by [[RFC-3095](#)], but simplified to exclude UDP. Due to the similarities with the IP/UDP profile, the IP

compression profile is described based on the IP/UDP profile, mainly covering differences. The most important differences are a different way of terminating the static header chain, and the capability to compress IP header chains of arbitrary length.

## [2.](#) Terminology

The key words "MUST", "MUST NOT", "REQUIRED", "SHALL", "SHALL NOT", "SHOULD", "SHOULD NOT", "RECOMMENDED", "MAY", and "OPTIONAL" in this document are to be interpreted as described in [RFC 2119](#) [[RFC-2119](#)].

### ROHC UDP

"ROHC UDP" in this document refers to the IP/UDP profile (Profile 0x0002) as defined in [[RFC-3095](#)].

## [3.](#) ROHC IP Compression (Profile 0x0004)

In general, there are no major difference between the ROHC UDP profile and the IP profile (ROHC IP) defined in this document, since the removal of UDP has no impact on the compression mechanisms. As for ROHC UDP, the compressor generates a 16-bit sequence number which increases by one for each packet compressed in the packet stream, simply called SN below. The most important difference between this profile and ROHC UDP is about static chain termination and handling of multiple IP headers. Unless stated explicitly below, mechanisms and formats are as for ROHC UDP.

### [3.1.](#) Static chain termination

One difference for IP-only compression, compared to IP/UDP

compression, is related to the termination of the static chain in IR headers. For the UDP profile, the chain always ends with a UDP header part, which per definition provides the boundaries for the chain. The UDP header is also the last header in the uncompressed packet (except for potential application header). For the IP-only profile, there is no single last header that per profile definition terminates the chain. Instead, the static chain is terminated if the "Next Header / Protocol" field of a static IP header part indicates anything but IP (IPinIP or IPv6).

### [3.2.](#) Handling multiple levels of IP headers

The ROHC IR and IR-DYN packets defined in [[RFC-3095](#)] are used to communicate static and/or dynamic parts of a context. For each of the compression profiles defined in [[RFC-3095](#)], there is a single last header in the header chain that clearly marks the termination of the static chain. The length of the dynamic chain is then inferred from the static chain in the IR header itself, or from the static chain in the context for the IR-DYN header. The length of both static and

dynamic chains may thus be of arbitrary length and may, in theory, initialize a context with an arbitrary number of IP levels.

However, the general compressed header formats defined in [[RFC-3095](#), [section 5.7.](#)] specifies that at most two levels of IP headers (the 'Inner' and the 'Outer' level of IP headers) may be included in a compressed header. Specifically, the format defined for Extension 3 [[RFC-3095](#), [section 5.7.5.](#)] can only carry the 'Outer' IP header. In addition, while list compression may be used to compress other types of headers, it cannot be used to compress additional IP headers as IP headers may not be part of an extension header chain in compressed headers [[ROHC](#), [section 5.8.](#)].

For the compression profiles defined in [[RFC-3095](#)], the consequence is that at most two levels of IP headers can be compressed. In other words, the presence of additional IP headers at best partially disables header compression and compression will not go beyond the IR state (as only IR and IR-DYNs can be used in such case).

For the compression of IP headers only, the additional IP headers would however not have to cause header compression to be disabled

because there is no single packet type that ends the compressed chain. The excess IP headers could simply be left uncompressed by implicitly terminating the static and dynamic chains after at most two levels of IP headers.

The IP-only profile defined in this document takes one step further and supports compression of an arbitrary number of IP levels. This is achieved by adding a dynamic chain to the general format of compressed headers, to include the header part of each IP level in excess of the first two.

As explained above, the static chain within IR packets can be of arbitrary length, and the chain is terminated by the presence of a non-IP header (not IPinIP nor IPv6). The dynamic chain is structured analogously.

For compressed headers, the information related to the initial two IP headers is carried as for the IP/UDP profile, and a chain of dynamic header information is added to the end of the compressed header for each and every additional IP header. This additional data structure is thus exactly the same as the one used in IR and IR-DYN packets. The length of the chain is inferred from the chain of static parameters in the context. While a dynamic chain carries dynamically changing parameters using an uncompressed representation, this ensures that flows with arbitrary levels of IP headers will not impair compression efficiency.

### [3.3.](#) Constant IP-ID

Most IPv4 stacks assigns IP-ID according to the value of a counter increasing by one for each outgoing packet. ROHC UDP compresses the IP-ID field using offset IP-ID encoding based on the UDP SN [RFC-3095]. For stacks generating IP-ID values using a pseudo-random number generator, the field is not compressed and is sent as-is in its entirety as additional octets after the compressed header.

Cases have also been found where an IPv4 stack uses a constant value for the IP Identifier. When the IP-ID field is constant, it cannot be

compressed using offset IP-ID encoding and the field must be sent in its entirety. This overhead can be avoided with the addition of a flag within the dynamic part of the chain used to initialize the IPv4 header, as follow:

Dynamic part:

```

+---+---+---+---+---+---+---+---+
|           Type of Service           |
+---+---+---+---+---+---+---+---+
|           Time to Live              |
+---+---+---+---+---+---+---+---+
/           Identification            /   2 octets
+---+---+---+---+---+---+---+---+
| DF|RND|NBO|SID|           0         |
+---+---+---+---+---+---+---+---+
/ Generic extension header list /   variable length
+---+---+---+---+---+---+---+---+

```

SID: Static IP Identifier.

For IR and IR-DYN packets, the logic is the same as for ROHC UDP with the addition that field(SID) must be kept in the context.

For compressed headers other than IR and IR-DYN:

If value(RND) = 0 and context(SID) = 0, hdr(IP-ID) is compressed using Offset IP-ID encoding (see [RFC-3095 [section 4.5.5](#)]) using p = 0 and default-slope(IP-ID offset) = 0.

If value(RND) = 0 and context(SID) = 1, hdr(IP-ID) is constant and compressed away; hdr(IP-ID) is the value of context(IP-ID).

If value(RND) = 1, IP-ID is the uncompressed hdr(IP-ID). IP-ID is then passed as additional octets at the end of the compressed header, after any extensions.

Note: Only IR and IR-DYN packets can update context(SID).

Note: All other fields are the same as for ROHC UDP [[RFC-3095](#)].

The profiles defined in [ROHC] operate using different modes of compression. A mode transition can be requested once a packet has reached the decompressor by sending feedback indicating the desired mode. As per the specifications found in [ROHC], the compressor is compelled to honor such request.

For the IP profile defined in this document, the Mode parameter for the value mode = 0 (packet types UOR-2, IR and IR-DYN) is redefined to allow the compressor to decline a mode transition requested by the decompressor:

Mode: Compression mode. 0 = (C)ancel Mode Transition

Upon receiving the Mode parameter set to '0', the decompressor MUST stay in its current mode of operation and SHOULD refrain from sending further mode transition requests for the declined mode for a certain amount of time.

More specifically, with reference to the parameters C\_TRANS, C\_MODE, D\_TRANS and D\_MODE defined in [ROHC, [section 5.6.1.](#)], the following modifications apply when the compressor cancels a mode transition:

Parameters for the compressor side:

- C\_MODE:  
This value must not be changed when sending mode information within packets when the mode parameter set to '0' (as a response to a mode transition request from the decompressor).
- C\_TRANS:  
C\_TRANS is (P)ending when receiving a mode transition request from the decompressor. C\_TRANS is set to (D)one when the compressor receives an ACK for a UOR-2, IR-DYN, or IR packet sent with the mode parameter set to the mode in use at the time when the mode transition request was initiated.

Parameters for the decompressor side:

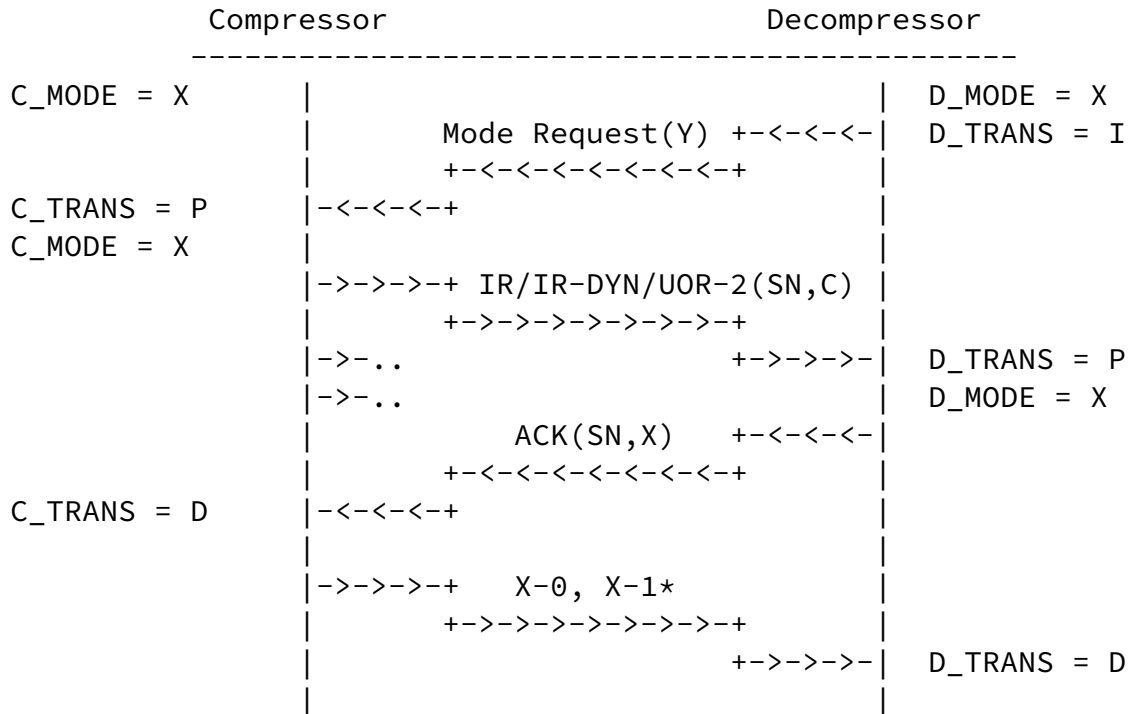
- D\_MODE:  
D\_MODE MUST remain unchanged when receiving a UOR-2, an IR-DYN, or an IR packet sent with the mode parameter set to '0'.
- D\_TRANS:  
D\_TRANS is (P)ending when a UOR-2, IR-DYN, or IR packet sent with the mode parameter set to '0' is received. It is set to (D)one when a packet of type 1 or 0 corresponding to the unchanged mode is received.

INTERNET-DRAFT

A ROHC Profile for IP

September 25, 2003

The resulting mode transition procedure is described below:



where X: mode in use before the mode transition was initiated  
 Y: mode requested by the decompressor  
 C: (C)ancel mode transition

### 3.5. Initialization

The static context for ROHC IP compression can be initialized in either of two ways:

- 1) By using an IR packet as in ROHC UDP, where the profile is 0x0004, and the static chain ends with the static part of an IP header, where the Next Header/Protocol field has any value but IPinIP (4) or IPv6 (41) [PROTOCOL]. At the compressor, SN is initialized to a random value when the first IR packet is sent.
- 2) By reusing an existing context. This is done with an IR-DYN packet, identifying profile 0x0004, where the dynamic chain corresponds to the prefix of the existing static chain, ending with an IP header where the Next Header/Protocol field has any value but IPinIP (4) or IPv6 (41) [PROTOCOL]. At the compressor,

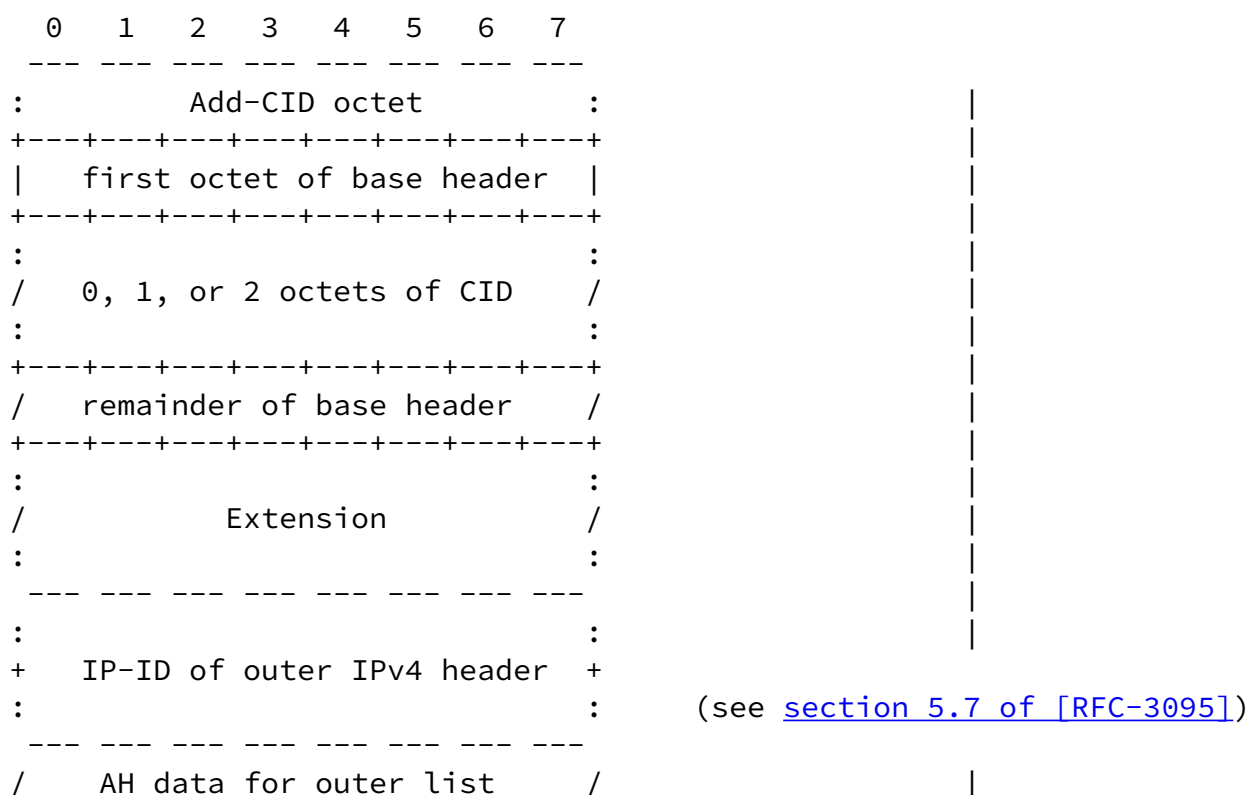
SN is initialized to a random value when the first IR-DYN packet is sent.

For ROHC IP, the dynamic part of an IR or IR-DYN packet is similar to the one for ROHC UDP, with a two-octet field containing the SN present at the end of the dynamic chain in IR and IR-DYN packets. It should be noted that the static and dynamic chains have an arbitrary length, and the SN is added only once, at the end of the dynamic chain in IR and IR-DYN packets.

### 3.6. Packet types

Except for one new feedback option (see [section 3.7](#)), the only packet format that differs from ROHC UDP is the general format for compressed packets, which has no UDP checksum in the end. Instead, it ends with a list of dynamic header portions, one for each IP header above the initial two (if any, as indicated by the presence of corresponding header portions in the static chain).

The general format for a compressed header is thus as follows:



|      |                            |   |                                 |
|------|----------------------------|---|---------------------------------|
| ---- |                            |   |                                 |
| :    |                            | : |                                 |
| +    | GRE checksum               | + |                                 |
| :    |                            | : |                                 |
| ---- |                            |   |                                 |
| :    |                            | : |                                 |
| +    | IP-ID of inner IPv4 header | + |                                 |
| :    |                            | : |                                 |
| ---- |                            |   |                                 |
| /    | AH data for inner list     | / |                                 |
| ---- |                            |   |                                 |
| :    |                            | : |                                 |
| +    | GRE checksum               | + |                                 |
| :    |                            | : |                                 |
| ---- |                            |   |                                 |
| :    | List of                    | : |                                 |
| /    | Dynamic chains             | / | variable, given by static chain |
| :    | for additional IP headers  | : | (includes no SN)                |
| ---- |                            |   |                                 |

Note that the list of dynamic chains for the additional IP headers in compressed packets do not have a sequence number at the end of the chain, as SN is present within compressed base headers.

### 3.7. The CONTEXT\_MEMORY feedback option

The CONTEXT\_MEMORY option informs the compressor that the decompressor does not have sufficient memory resources to handle the context of the packet stream, as the stream is currently compressed.

|   |              |   |             |   |   |   |   |
|---|--------------|---|-------------|---|---|---|---|
| 0 | 1            | 2 | 3           | 4 | 5 | 6 | 7 |
| + | +            | + | +           | + | + | + | + |
|   | Opt Type = 9 |   | Opt Len = 0 |   |   |   |   |
| + | +            | + | +           | + | + | + | + |

When receiving a CONTEXT\_MEMORY option, the compressor should take actions to compress the packet stream in a way that requires less decompressor memory resources, or stop compressing the packet stream.

## 4. Security Considerations

The security considerations of [[RFC-3095](#)] apply equally to this document, without exceptions or additions.

## 5. IANA Considerations

ROHC profile identifier 0x0004 has been reserved by the IANA for the profile defined in this document.

{ NOTE TO IANA - TO BE REMOVED BEFORE PUBLICATION }

A ROHC profile identifier must be reserved by the IANA for the profile defined in this document. Profile number 0x0004 has previously been saved for this purpose, and should thus be used. As for previous ROHC profiles, profile numbers 0xnn04 must also be reserved for future variants of this profile. A suggested registration in the "Robust Header Compression (ROHC) Profile Identifiers" name space would then be:

|      |        |                        |                 |
|------|--------|------------------------|-----------------|
| OLD: | 0xnn04 | To be Assigned by IANA |                 |
| NEW: | 0x0004 | ROHC IP                | [RFCXXX (this)] |
|      | 0xnn04 | Reserved               |                 |

{ END OF NOTE }

## 6. Intellectual Property Right Claim Considerations

The IETF has been notified of intellectual property rights claimed in regard to some or all of the specification contained in this document. For more information consult the online list of claimed rights.

The IETF takes no position regarding the validity or scope of any intellectual property or other rights that might be claimed to pertain to the implementation or use of the technology described in this document or the extent to which any license under such rights might or might not be available; neither does it represent that it

has made any effort to identify any such rights. Information on the IETF's procedures with respect to rights in standards-track and standards-related documentation can be found in [BCP-11](#). Copies of claims of rights made available for publication and any assurances of licenses to be made available, or the result of an attempt made to obtain a general license or permission for the use of such proprietary rights by implementors or users of this specification can be obtained from the IETF Secretariat.

The IETF invites any interested party to bring to its attention any copyrights, patents or patent applications, or other proprietary rights which may cover technology that may be required to practice this standard. Please address the information to the IETF Executive Director.

## [7.](#) Acknowledgements

The authors would like to thank Carsten Bormann, Fredrik Lindstrom, Kristofer Sandlund and Mark West for valuable input and review.

## [8.](#) References

- [RFC-2119] Bradner, S., "Key words for use in RFCs to Indicate Requirement Levels", [RFC 2119](#), March 1997.
- [RFC-3095] Bormann, C., Burmeister, C., Degermark, M., Fukushima, H., Hannu, H., Jonsson, L-E., Hakenberg, R., Koren, T., Le, K., Liu, Z., Martensson, A., Miyazaki, A., Svanbro, K., Wiebke, T., Yoshimura, T. and H. Zheng, "Robust Header Compression (ROHC)", [RFC 3095](#), July 2001.
- [RFC-791] Postel, J., "Internet Protocol", [RFC 791](#), September 1981.
- [RFC-2460] Deering, S. and R. Hinden, "Internet Protocol, Version 6 (IPv6) Specification", [RFC 2460](#), December 1998.
- [PROTOCOL] "Assigned Internet Protocol Numbers", IANA registry at: <http://www.iana.org/assignments/protocol-numbers>

## [9.](#) Authors' Addresses

Lars-Erik Jonsson  
Ericsson AB  
Box 920  
SE-971 28 Lulea, Sweden

Phone: +46 920 20 21 07  
Fax: +46 920 20 20 99  
Email: [lars-erik.jonsson@ericsson.com](mailto:lars-erik.jonsson@ericsson.com)

Ghyslain Pelletier  
Box 920  
Ericsson AB  
SE-971 28 Lulea, Sweden

Phone: +46 920 20 24 32  
Fax: +46 920 20 20 99  
Email: [ghyslain.pelletier@ericsson.com](mailto:ghyslain.pelletier@ericsson.com)

## [Appendix A](#). Detailed procedures for canceling mode transitions

The profiles defined in [ROHC] operate using different modes of compression: Unidirectional (U-Mode), Bi-directional Optimistic (O-Mode) and Bi-directional Reliable (R-Mode). Compression always starts in the U-Mode, and mode transitions can only be initiated by the decompressor [ROHC, [section 5.6](#)]. A mode transition can be requested once a packet has reached the decompressor by sending feedback indicating the desired mode.

With reference to the parameters C\_TRANS, C\_MODE, D\_TRANS and D\_MODE defined in [ROHC, [section 5.6.1](#)], the following sub-sections describe the resulting procedures when a compressor declines a mode transition request from the decompressor as described in [section 3.4](#).

### [A.1](#). Transition from Optimistic to Reliable mode

When the decompressor initiates a mode transition from Optimistic to Reliable mode, the cancellation of the transition procedure is described as follows:

|                           | Compressor                     | Decompressor            |
|---------------------------|--------------------------------|-------------------------|
| C_TRANS = P<br>C_MODE = 0 |                                | ACK(R)/NACK(R) +-<-<-<- |
|                           |                                | +-<-<-<-<-<-<-<-+       |
|                           | -<-<-<-+                       |                         |
|                           | ->->->-+ IR/IR-DYN/UOR-2(SN,C) |                         |
|                           |                                | +->->->->->->->-+       |
| C_TRANS = D               | ->-..                          | +->->->-                |
|                           | ->-..                          |                         |
|                           |                                | ACK(SN,0) +-<-<-<-      |
|                           |                                | +-<-<-<-<-<-<-<-+       |
|                           | -<-<-<-+                       |                         |
|                           | ->->->-+ UO-0, UO-1*           |                         |
|                           |                                | +->->->->->->->-+       |
|                           |                                | +->->->-                |
|                           |                                | D_TRANS = D             |

The compressor must not send packet types 1 or 0 when C\_TRANS is P, i.e. not until it has received an ACK for a UOR-2, IR-DYN, or IR packet sent with the mode transition parameter set to C. When the

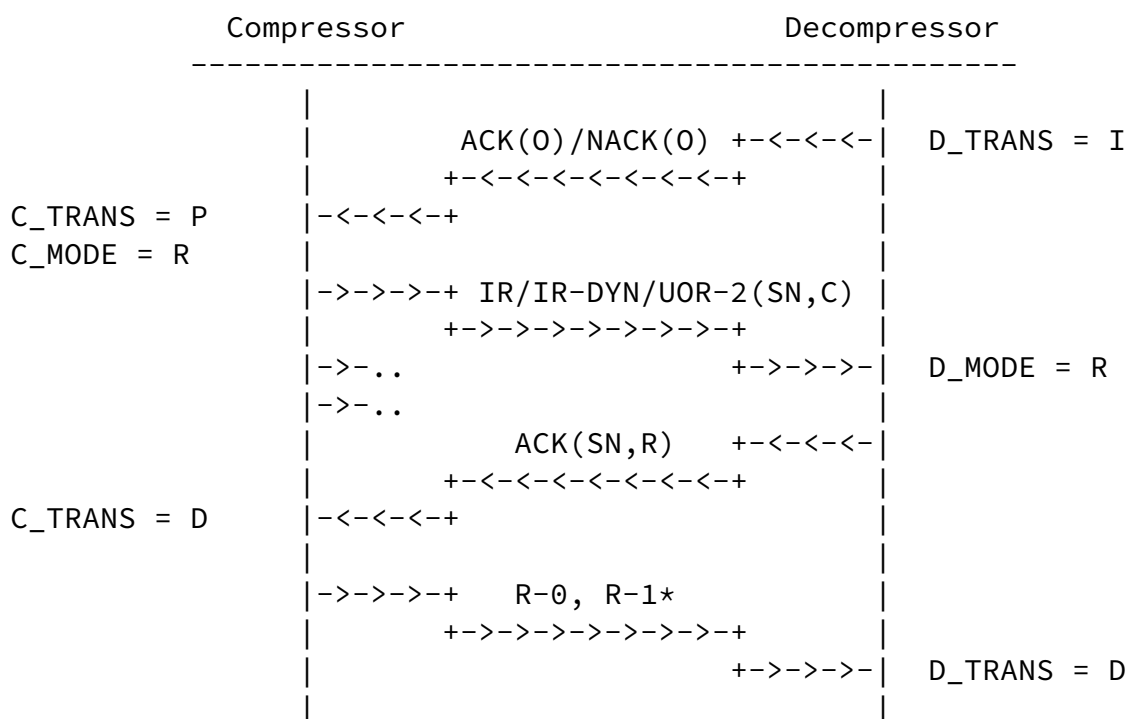
decompressor receives a UOR-2, IR-DYN, or IR packet sent with the mode transition parameter set to C, it must keep the value D\_MODE to 0 and it sets D\_TRANS to P. When the decompressor receives packet types 0 or 1, after having ACKed a UOR-2, IR-DYN, or IR packet, it sets D\_TRANS to D.

### A.2. Transition from Unidirectional to Reliable mode

The cancellation of a transition from Unidirectional to Reliable mode follows the same procedure as defined in [section 4.2](#) above.

### A.3. Transition from Reliable to Optimistic mode

When the decompressor initiates a mode transition from Reliable to Optimistic mode, the cancellation of the transition procedure is described as follows:

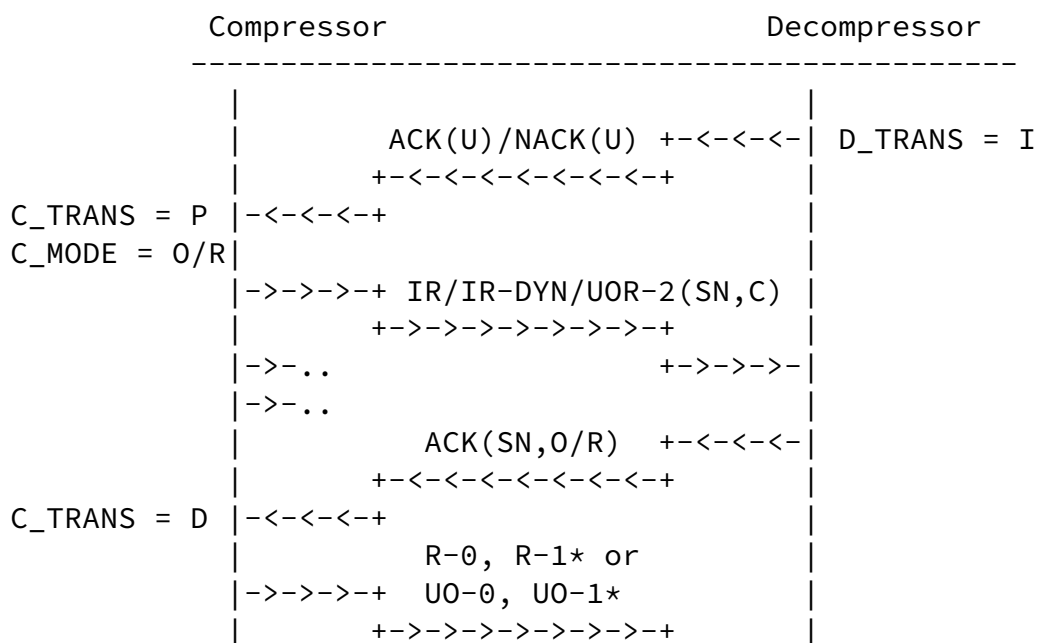


The compressor must not send packet types 1 or 0 when C\_TRANS is P, i.e. not until it has received an ACK for a UOR-2, IR-DYN, or IR

packet sent with the mode transition parameter set to C. When the decompressor receives a UOR-2, IR-DYN, or IR packet sent with the mode transition parameter set to C, it must keep the value D\_MODE to R. When the decompressor receives packet types 0 or 1, after having ACKed a UOR-2, IR-DYN, or IR packet, it sets D\_TRANS to D.

#### [A.4.](#) Transition back to Unidirectional mode

When the decompressor initiates a mode transition from Reliable or Optimistic mode back to Unidirectional mode, the cancellation of the transition procedure is described as follows:



```

|          +->->->-| D_TRANS = D
|                      D_MODE = 0/R

```

When the decompressor receives a UOR-2, IR-DYN, or IR packet sent with the mode transition parameter set to C, it must keep the value D\_MODE to the bi-directional mode already in use (either O- or R-mode). After ACKing the first UOR-2(C), IR-DYN(C), or IR(C), the decompressor **MUST** continue to send feedback with the Mode parameter set to the bi-directional mode in use (either O- or R-mode) until it receives packet types 0 or 1. When the decompressor receives packet types 0 or 1, after having ACKed a UOR-2, IR-DYN, or IR packet, it sets D\_TRANS to D.

## Full Copyright Statement

Copyright (C) The Internet Society (2003). All Rights Reserved.

This document and translations of it may be copied and furnished to others, and derivative works that comment on or otherwise explain it or assist in its implementation may be prepared, copied, published and distributed, in whole or in part, without restriction of any kind, provided that the above copyright notice and this paragraph are included on all such copies and derivative works. However, this document itself may not be modified in any way, such as by removing the copyright notice or references to the Internet Society or other Internet organizations, except as needed for the purpose of

developing Internet standards in which case the procedures for copyrights defined in the Internet Standards process must be followed, or as required to translate it into languages other than English.

The limited permissions granted above are perpetual and will not be revoked by the Internet Society or its successors or assigns.

This document and the information contained herein is provided on an "AS IS" basis and THE INTERNET SOCIETY AND THE INTERNET ENGINEERING TASK FORCE DISCLAIMS ALL WARRANTIES, EXPRESS OR IMPLIED, INCLUDING BUT NOT LIMITED TO ANY WARRANTY THAT THE USE OF THE INFORMATION HEREIN WILL NOT INFRINGE ANY RIGHTS OR ANY IMPLIED WARRANTIES OF MERCHANTABILITY OR FITNESS FOR A PARTICULAR PURPOSE.

This Internet-Draft expires March 25, 2004.