

ROLL Working Group
Internet-Draft
Updates: [6550](#) (if approved)
Intended status: Standards Track
Expires: April 24, 2017

M. Robles
Ericsson
M. Richardson
SSW
P. Thubert
Cisco
October 21, 2016

When to use [RFC 6553](#), 6554 and IPv6-in-IPv6
draft-ietf-roll-useofrplinfo-09

Abstract

This document looks at different data flows through LLN (Low-Power and Lossy Networks) where RPL (IPv6 Routing Protocol for Low-Power and Lossy Networks) is used to establish routing. The document enumerates the cases where [RFC 6553](#), [RFC 6554](#) and IPv6-in-IPv6 encapsulation is required. This analysis provides the basis on which to design efficient compression of these headers.

Status of This Memo

This Internet-Draft is submitted in full conformance with the provisions of [BCP 78](#) and [BCP 79](#).

Internet-Drafts are working documents of the Internet Engineering Task Force (IETF). Note that other groups may also distribute working documents as Internet-Drafts. The list of current Internet-Drafts is at <http://datatracker.ietf.org/drafts/current/>.

Internet-Drafts are draft documents valid for a maximum of six months and may be updated, replaced, or obsoleted by other documents at any time. It is inappropriate to use Internet-Drafts as reference material or to cite them other than as "work in progress."

This Internet-Draft will expire on April 24, 2017.

Copyright Notice

Copyright (c) 2016 IETF Trust and the persons identified as the document authors. All rights reserved.

This document is subject to [BCP 78](#) and the IETF Trust's Legal Provisions Relating to IETF Documents (<http://trustee.ietf.org/license-info>) in effect on the date of publication of this document. Please review these documents carefully, as they describe your rights and restrictions with respect

Internet-Draft

Useof6553

October 2016

to this document. Code Components extracted from this document must include Simplified BSD License text as described in Section 4.e of the Trust Legal Provisions and are provided without warranty as described in the Simplified BSD License.

Table of Contents

1.	Introduction	3
2.	Terminology and Requirements Language	3
2.1.	hop-by-hop IPv6-in-IPv6 headers	4
3.	Sample/reference topology	4
4.	Use cases	7
5.	Storing mode	9
5.1.	Example of Flow from RPL-aware-leaf to root	9
5.2.	Example of Flow from root to RPL-aware-leaf	10
5.3.	Example of Flow from root to not-RPL-aware-leaf	11
5.4.	Example of Flow from not-RPL-aware-leaf to root	11
5.5.	Example of Flow from RPL-aware-leaf to Internet	12
5.6.	Example of Flow from Internet to RPL-aware-leaf	12
5.7.	Example of Flow from not-RPL-aware-leaf to Internet	13
5.8.	Example of Flow from Internet to non-RPL-aware-leaf	14
5.9.	Example of Flow from RPL-aware-leaf to RPL-aware-leaf	15
5.10.	Example of Flow from RPL-aware-leaf to non-RPL-aware-leaf	16
5.11.	Example of Flow from not-RPL-aware-leaf to RPL-aware-leaf	17
5.12.	Example of Flow from not-RPL-aware-leaf to not-RPL-aware-leaf	18
6.	Non Storing mode	19
6.1.	Example of Flow from RPL-aware-leaf to root	20
6.2.	Example of Flow from root to RPL-aware-leaf	20
6.3.	Example of Flow from root to not-RPL-aware-leaf	21
6.4.	Example of Flow from not-RPL-aware-leaf to root	22
6.5.	Example of Flow from RPL-aware-leaf to Internet	23
6.6.	Example of Flow from Internet to RPL-aware-leaf	23
6.7.	Example of Flow from not-RPL-aware-leaf to Internet	24
6.8.	Example of Flow from Internet to non-RPL-aware-leaf	25
6.9.	Example of Flow from RPL-aware-leaf to RPL-aware-leaf	26
6.10.	Example of Flow from RPL-aware-leaf to not-RPL-aware-leaf	27
6.11.	Example of Flow from not-RPL-aware-leaf to RPL-aware-leaf	28
6.12.	Example of Flow from not-RPL-aware-leaf to not-RPL-aware-leaf	29
7.	Observations about the cases	30
7.1.	Storing mode	30
7.2.	Non-Storing mode	31

8.	6LoRH Compression cases	31
9.	IANA Considerations	31
10.	Security Considerations	32
11.	Acknowledgments	32
12.	References	32

12.1.	Normative References	32
12.2.	Informative References	33
	Authors' Addresses	34

[1.](#) Introduction

RPL (IPv6 Routing Protocol for Low-Power and Lossy Networks) [[RFC6550](#)] is a routing protocol for constrained networks. [RFC 6553](#) [[RFC6553](#)] defines the "RPL option" (RPI), carried within the IPv6 Hop-by-Hop header to quickly identify inconsistencies (loops) in the routing topology. [RFC 6554](#) [[RFC6554](#)] defines the "RPL Source Route Header" (RH3), an IPv6 Extension Header to deliver datagrams within a RPL routing domain, particularly in non-storing mode.

These various items are referred to as RPL artifacts, and they are seen on all of the data-plane traffic that occurs in RPL routed networks; they do not in general appear on the RPL control plane traffic at all which is mostly hop-by-hop traffic (one exception being DAO messages in non-storing mode).

It has become clear from attempts to do multi-vendor interoperability, and from a desire to compress as many of the above artifacts as possible that not all implementors agree when artifacts are necessary, or when they can be safely omitted, or removed.

An interim meeting went through the 24 cases defined here to discover if there were any shortcuts, and this document is the result of that discussion. This document should not be defining anything new, but it may clarify what is correct and incorrect behaviour.

The related document A Routing Header Dispatch for 6LoWPAN (6LoRH) [[I-D.ietf-roll-routing-dispatch](#)] defines a method to compress RPL Option information and Routing Header type 3 [[RFC6554](#)], an efficient IP-in-IP technique, and use cases proposed for the [[Second6TischPlugtest](#)] involving 6LoRH.

The related document updates [[RFC6550](#)]. In general, any packet that leaves the RPL domain of an LLN (or leaves the LLN entirely) will NOT be discarded, when it has the [[RFC6553](#)] RPL Option Header known as the RPI or [[RFC6554](#)] SRH3 Extension Header (S)RH3. Due to changes to [[I-D.ietf-6man-rfc2460bis](#)] the RPI Hop-by-Hop option MAY be left in place even if the end host does not understand it.

2. Terminology and Requirements Language

The key words "MUST", "MUST NOT", "REQUIRED", "SHALL", "SHALL NOT", "SHOULD", "SHOULD NOT", "RECOMMENDED", "MAY", and "OPTIONAL" in this document are to be interpreted as described in [RFC 2119](#) [[RFC2119](#)].

Terminology defined in [[RFC7102](#)] applies to this document: LBR, LLN, RPL, RPL Domain and ROLL.

RPL-node: It is device which implements RPL, thus we can say that the device is RPL-capable or RPL-aware. Please note that the device can be found inside the LLN or outside LLN. In this document a RPL-node which is a leaf is called RPL-aware-leaf.

RPL-not-capable: It is device which do not implement RPL, thus we can say that the device is not-RPL-aware. Please note that the device can be found inside the LLN. In this document a not-RPL-node which is a leaf is called not-RPL-aware-leaf.

2.1. hop-by-hop IPv6-in-IPv6 headers

The term "hop-by-hop IPv6-in-IPv6" header refers to: adding a header that originates from a node to an adjacent node, using the addresses (usually the GUA or ULA, but could use the link-local addresses) of each node. If the packet must traverse multiple hops, then it must be decapsulated at each hop, and then re-encapsulated again in a similar fashion.

3. Sample/reference topology

A RPL network is composed of a 6LBR (6LoWPAN Border Router), Backbone Router (6BBR), 6LR (6LoWPAN Router) and 6LN (6LoWPAN Node) as leaf logically organized in a DODAG structure (Destination Oriented Directed Acyclic Graph).

RPL defines the RPL Control messages (control plane), a new ICMPv6 [[RFC4443](#)] message with Type 155. DIS (DODAG Information Solicitation), DIO (DODAG Information Object) and DAO (Destination Advertisement Object) messages are all RPL Control messages but with different Code values. A RPL Stack is showed in Figure 1.

RPL supports two modes of Downward traffic: in storing mode (RPL-SM), it is fully stateful or an in non-storing (RPL-NSM), it is fully source routed. A RPL Instance is either fully storing or fully non-storing, i.e. a RPL Instance with a combination of storing and non-storing nodes is not supported with the current specifications at the time of writing this document.

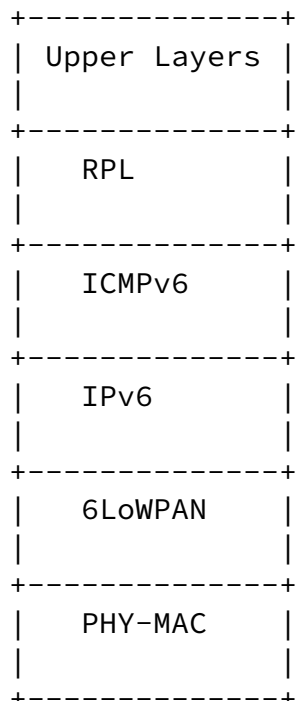
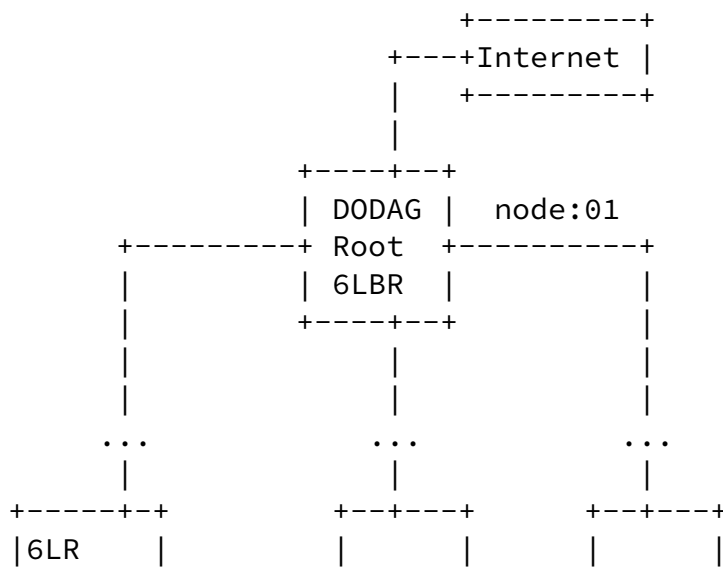


Figure 1: RPL Stack.



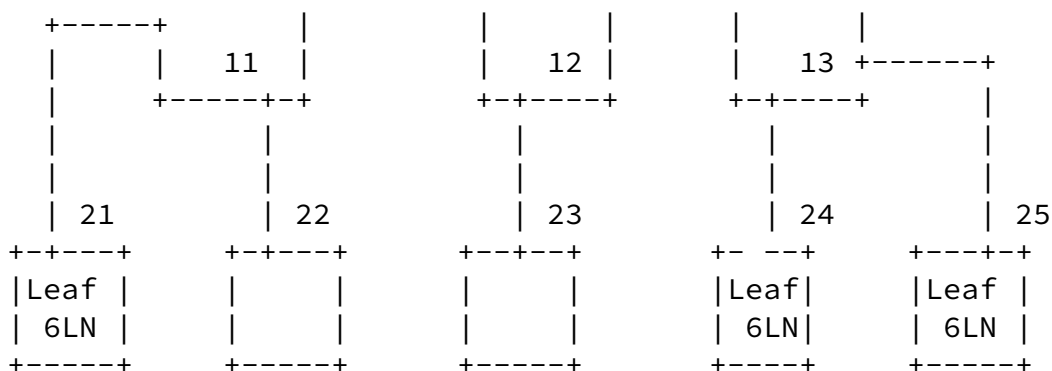


Figure 2: A reference RPL Topology.

In Figure 2 is showed the reference RPL Topology for this document. The numbers in or above the nodes are there so that they may be referenced in subsequent sections. In the figure, a 6LN can be a router or a host. The 6LN leafs marked as (21) is a RPL host that does not have forwarding capability and (25) is a RPL router. The leaf marked 6LN (24) is a device which does not speak RPL at all (not-RPL-aware), but uses Router-Advertisements, 6LowPAN DAR/DAC and efficient-ND only to participate in the network [[RFC6775](#)]. In the document this leaf (24) is often named IPv6 node. The 6LBR in the figure is the root of the Global DODAG.

This document is in part motivated by the work that is ongoing at the 6TiSCH working group. The 6TiSCH architecture [[I-D.ietf-6tisch-architecture](#)] draft explains the network architecture of a 6TiSCH network.

4. Use cases

In data plane context a combination of [RFC6553](#), [RFC6554](#) and IPv6-in-IPv6 encapsulation is going to be analyzed for the following traffic flows.

This version of the document assumes the changes in [[I-D.ietf-6man-rfc2460bis](#)] are passed (at the time to write this

specification, the draft is on version 05).

RPL-aware-leaf to root

root to RPL-aware-leaf

not-RPL-aware-leaf to root

root to not-RPL-aware-leaf

RPL-aware-leaf to Internet

Internet to RPL-aware-leaf

not-RPL-aware-leaf to Internet

Internet to not-RPL-aware-leaf

RPL-aware-leaf to RPL-aware-leaf (storing and non-storing)

RPL-aware-leaf to not-RPL-aware-leaf (non-storing)

not-RPL-aware-leaf to RPL-aware-leaf (storing and non-storing)

not-RPL-aware-leaf to not-RPL-aware-leaf (non-storing)

This document assumes the rule that a Header cannot be inserted or removed on the fly inside an IPv6 packet that is being routed. This is a fundamental precept of the IPv6 architecture as outlined in [\[RFC2460\]](#). Extensions may not be added or removed except by the sender or the receiver.

But, options in the Hop-by-Hop option which are marked with option type 01 ([\[RFC2460\] section 4.2](#) and [\[I-D.ietf-6man-rfc2460bis\]](#)) SHOULD be ignored when received by a host or router which does not understand that option.

This means that in general, any packet that leaves the RPL domain of an LLN (or leaves the LLN entirely) will NOT be discarded, when it

SRH3 Extension Header (S)RH3.

The recent change to the second of these rules it means that the RPI Hop-by-Hop option MAY be left in place even if the end host does not understand it.

NOTE: There is some possible security risk when the RPI information is released to the Internet. At this point this is a theoretical situation. It is clear that the RPI option would waste some network bandwidth when it escapes.

An intermediate router that needs to add an extension header (SHR3 or RPI Option) must encapsulate the packet in an (additional) outer IP header. The new header can be placed is placed after this new outer IP header.

A corollary is that an SHR3 or RPI Option can only be removed by an intermediate router if it is placed in an encapsulating IPv6 Header, which is addressed to the intermediate router. When it does so, the whole encapsulating header must be removed. (A replacement may be added). This sometimes can result in outer IP headers being addressed to the next hop router using link-local addresses.

Both RPI and RH3 headers may be modified in very specific ways by routers on the path of the packet without the need to add to remove an encapsulating header. Both headers were designed with this modification in mind, and both the RPL RH and the RPL option are marked mutable but recoverable: so an IPsec AH security header can be applied across these headers, but it can not secure the values which mutate.

RPI should be present in every single RPL data packet. There is one exception in non-storing mode: when a packet is going down from the root. In a downward non-storing mode, the entire route is written, so there can be no loops by construction, nor any confusion about which forwarding table to use (as the root has already made all routing decisions). There still may be cases (such as in 6tisch) where the instanceID portion of the RPI header may still be needed to pick an appropriate priority or channel at each hop.

In the tables present in this document, the term "RPL aware leaf" is has been shortened to "Raf", and "not-RPL aware leaf" has been shortened to "~Raf" to make the table fit in available space.

The earlier examples are more extensive to make sure that the process is clear, while later examples are more consise.

5. Storing mode

In storing mode (fully stateful), the sender cannot determine whether the destination is RPL-capable and thus would need an IP-in-IP header. The IP-in-IP header needs to be addressed on a hop-by-hop basis so that the last 6LR can remove the RPI header. Additionally, The sender can determine if the destination is inside the LLN by looking if the destination address is matched by the DIO's PIO option.

The following table summarizes what headers are needed in the following scenarios, and indicates when the IP-in-IP header must be inserted on a hop-by-hop basis, and when it can target the destination node directly. There are three possible situations: hop-by-hop necessary (indicated by "hop"), or destination address possible (indicated by "dst"). In all cases hop by hop can be used. In cases where no IP-in-IP header is needed, the column is left blank.

The leaf can be a router 6LR or a host, both indicated as 6LN.

Use Case	RPI	RH3	IP-in-IP	IP-in-IP dst
Raf to root	Yes	No	No	--
root to Raf	Yes	No	No	--
root to ~Raf	Yes	No	No	--
~Raf to root	Yes	No	Yes	root
Raf to Int	Yes	No	No	--
Int to Raf	Yes	No	Yes	raf
~Raf to Int	Yes	No	Yes	root
Int to ~Raf	Yes	No	Yes	hop
Raf to Raf	Yes	No	No	--
Raf to ~Raf	Yes	No	No	--
~Raf to Raf	Yes	No	Yes	dst
~Raf to ~Raf	Yes	No	Yes	hop

Table 1: Headers needed in Storing mode: RPI, RH3, IP-in-IP encapsulation

5.1. Example of Flow from RPL-aware-leaf to root

In storing mode, [RFC 6553](#) (RPI) is used to send RPL Information instanceID and rank information.

As stated in [Section 16.2 of \[RFC6550\]](#) a RPL-aware-leaf node does not generally issue DIO messages; a leaf node accepts DIO messages

from upstream. (When the inconsistency in routing occurs, a leaf node will generate a DIO with an infinite rank, to fix it). It may issue DAO and DIS messages though it generally ignores DAO and DIS messages.

In this case the flow comprises:

RPL-aware-leaf (6LN) --> 6LR1,... --> 6LRN --> root (6LBR)

As it was mentioned In this document 6LRs, 6LBR are always full-fledge RPL routers.

The 6LN inserts the RPI header, and sends the packet to 6LR which decrements the rank in RPI and sends the packet up. When the packet arrives at 6LBR, the RPI is removed and the packet is processed.

No IP-in-IP header is required.

The RPI header can be removed by the 6LBR because the packet is addressed to the 6LBR. The 6LN must know that it is communicating with the 6LBR to make use of this scenario. The 6LN can know the address of the 6LBR because it knows the address of the root via the DODAGID in the DIO messages.

Header	6LN	6LR	6LBR
Inserted headers	RPI	--	--
Removed headers	--	--	RPI
Re-added headers	--	--	--
Modified headers	--	RPI	--
Untouched headers	--	--	--

Storing: Summary of the use of headers from RPL-aware-leaf to root

[5.2.](#) Example of Flow from root to RPL-aware-leaf

In this case the flow comprises:

root (6LBR) --> 6LR1,... --> 6LRN --> RPL-aware-leaf (6LN)

In this case the 6LBR inserts RPI header and sends the packet down, the 6LR is going to increment the rank in RPI (examines instanceID for multiple tables), the packet is processed in 6LN and RPI removed.

No IP-in-IP header is required.

Header	6LBR	6LR	6LN
Inserted headers	RPI	--	--
Removed headers	--	--	RPI
Re-added headers	--	--	--
Modified headers	--	RPI	--
Untouched headers	--	--	--

Storing: Summary of the use of headers from root to RPL-aware-leaf

5.3. Example of Flow from root to not-RPL-aware-leaf

In this case the flow comprises:

root (6LBR) --> 6LR1,... --> 6LRN --> not-RPL-aware-leaf (IPv6)

As the RPI extension can be ignored by the not-RPL-aware leaf, this situation is identical to the previous scenario.

Header	6LBR	6LR(1..N)	6LN
Inserted headers	RPI	--	--
Removed headers	--	--	--
Re-added headers	--	--	--
Modified headers	--	RPI	--
Untouched headers	--	--	RPI (Ignored)

Storing: Summary of the use of headers from root to not-RPL-aware-

leaf

[5.4.](#) Example of Flow from not-RPL-aware-leaf to root

In this case the flow comprises:

not-RPL-aware-leaf (IPv6) --> 6LR1,... --> 6LRN --> root (6LBR)

When the packet arrives from IPv6 node to 6LR, the 6LR1 will insert an RPI header, encapsulated in a IPv6-in-IPv6 header. The IPv6-in-IPv6 header can be addressed to the next hop, or to the root. The root removes the header and processes the packet.

	Header	IPv6	6LR1	6LRN	6LBR
Inserted headers	--	--	IP-in-IP(RPI)	--	--
Removed headers	--	--	--	--	IP-in-IP(RPI)
Re-added headers	--	--	--	--	--
Modified headers	--	--	--	IP-in-IP(RPI)	--
Untouched headers	--	--	--	--	--

Storing: Summary of the use of headers from not-RPL-aware-leaf to root

[5.5.](#) Example of Flow from RPL-aware-leaf to Internet

RPL information from [RFC 6553](#) MAY go out to Internet as it will be ignored by nodes which have not been configured to be RPI aware.

In this case the flow comprises:

RPL-aware-leaf (6LN) --> 6LR1,... --> 6LRN --> root (6LBR) --> Internet

No IP-in-IP header is required.

Header	6LN	6LR(1..N)	6LBR	Internet
Inserted headers	RPI	--	--	--
Removed headers	--	--	--	--
Re-added headers	--	--	--	--
Modified headers	--	RPI	--	--
Untouched headers	--	--	--	RPI (Ignored)

Storing: Summary of the use of headers from RPL-aware-leaf to Internet

5.6. Example of Flow from Internet to RPL-aware-leaf

In this case the flow comprises:

Internet --> root (6LBR) --> 6LR1,... --> 6LRN --> RPL-aware-leaf (6LN)

When the packet arrives from Internet to 6LBR the RPI header is added in a outer IPv6-in-IPv6 header and sent to 6LR, which modifies the rank in the RPI. When the packet arrives at 6LN the RPI header is removed and the packet processed.

Header	Internet	6LBR	6LR(1..N)	6LN
Inserted headers	--	IP-in-IP(RPI)	--	--
Removed headers	--	--	--	IP-in-IP(RPI)
Re-added headers	--	--	--	--

Modified headers	--	--	IP-in-IP(RPI)	--
Untouched headers	--	--	--	--

Storing: Summary of the use of headers from Internet to RPL-aware-leaf

5.7. Example of Flow from not-RPL-aware-leaf to Internet

In this case the flow comprises:

not-RPL-aware-leaf (IPv6) --> 6LR1,... --> 6LRN --> root (6LBR) --> Internet

The 6LR1 node will add an IP-in-IP(RPI) header addressed either to the root, or hop-by-hop such that the root can remove the RPI header before passing upwards.

The originating node will ideally leave the IPv6 flow label as zero so that it can be better compressed through the LLN, and the 6LBR will set the flow label to a non-zero value when sending to the Internet.

Header	IPv6	6LR1	6LBN	6LBR	Internet
Inserted headers	--	IP-in-IP(RPI)	--	--	--
Removed headers	--	--	--	IP-in-IP(RPI)	--
Re-added	--	--	--	--	--

headers					
Modified headers	--	--	IP-in-IP(RPI)	--	--
Untouched headers					

Storing: Summary of the use of headers from not-RPL-aware-leaf to Internet

5.8. Example of Flow from Internet to non-RPL-aware-leaf

In this case the flow comprises:

Internet --> root (6LBR) --> 6LR1,... --> 6LRN --> not-RPL-aware-leaf (IPv6)

The 6LBR will have to add an RPI header within an IP-in-IP header. The IP-in-IP can be addressed to the not-RPL-aware-leaf, leaving the RPI inside.

The 6LBR MAY set the flow label on the inner IP-in-IP header to zero in order to aid in compression, as the packet will not emerge again from the LLN.

Header	Internet	6LBR	6LR(1...N)	IPv6
Inserted	--	IP-in-IP(RPI)	--	--

headers				
Removed headers	--	--	IP-in-IP(RPI)	--
Re-added headers	--	--	--	--
Modified headers	--	--	IP-in-IP(RPI)	--
Untouched headers	--	--	--	RPI (Ignored)

Storing: Summary of the use of headers from Internet to non-RPL-aware-leaf

5.9. Example of Flow from RPL-aware-leaf to RPL-aware-leaf

In [RFC6550] RPL allows a simple one-hop optimization for both storing and non-storing networks. A node may send a packet destined to a one-hop neighbor directly to that node. [Section 9 in \[RFC6550\]](#).

In this case the flow comprises:

6LN --> 6LR1 --> common parent (6LRx) --> 6LRN --> 6LN

This case is assumed in the same RPL Domain. In the common parent, the direction of RPI is changed (from increasing to decreasing the rank).

While the 6LR nodes will update the RPI, no node needs to add or remove the RPI, so no IP-in-IP headers are necessary. This may be done regardless of where the destination is, as the included RPI will be ignored by the receiver.

Header	6LN src	6LR1	6LRx (common parent)	6LRN	6LN dst
Inserted headers	RPI	--	--	--	--
Removed headers	--	--	--	--	RPI
Re-added headers	--	--	--	--	--
Modified headers	--	RPI (decreasing rank)	RPI (increasing rank)	--	--
Untouched headers	--	--	--	--	--

Storing: Summary of the use of headers for RPL-aware-leaf to RPL-aware-leaf

[5.10](#). Example of Flow from RPL-aware-leaf to non-RPL-aware-leaf

In this case the flow comprises:

6LN --> 6LR1 --> common parent (6LRx) --> 6LRN --> not-RPL-aware 6LN (IPv6)

This situation is identical to the previous situation [Section 5.9](#)

Internet-Draft

Useof6553

October 2016

Header	6LN src	6LR1	6LRx (common parent)	6LRN	IPv6
Inserted headers	RPI	--	--	--	--
Removed headers	--	--	--	--	RPI
Re-added headers	--	--	--	--	--
Modified headers	--	RPI (decreasing rank)	RPI (increasing rank)	--	--
Untouched headers	--	--	--	--	RPI(Ignored)

Storing: Summary of the use of headers for RPL-aware-leaf to RPL-aware-leaf

[5.11.](#) Example of Flow from not-RPL-aware-leaf to RPL-aware-leaf

In this case the flow comprises:

not-RPL-aware 6LN (IPv6) --> 6LR1 --> common parent (6LRx) --> 6LRN --> 6LN

The 6LR1 receives the packet from the the IPv6 node and inserts and the RPI header encapsulated in IPv6-in-IPv6 header. The IP-in-IP header is addressed to the destination 6LN.

Internet-Draft

Useof6553

October 2016

Header	IPv6	6LR1	common parent (6LRx)	6LRn	6LN
Inserted headers	--	IP-in-IP(RPI)	--	--	--
Removed headers	--	--	--	--	IP-in-IP(RPI)
Re-added headers	--	--	--	--	--
Modified headers	--	--	IP-in-IP(RPI)	IP-in-IP(RPI)	--
Untouched headers	--	--	--	--	--

Storing: Summary of the use of headers from not-RPL-aware-leaf to RPL-aware-leaf

[5.12.](#) Example of Flow from not-RPL-aware-leaf to not-RPL-aware-leaf

In this case the flow comprises:

not-RPL-aware 6LN (IPv6 src)--> 6LR1 --> 6LR2 --> root (6LBR) --> 6LRn --> not-RPL-aware 6LN (IPv6 dst)

This flow is identical to [Section 5.11](#)

The 6LR receives the packet from the the IPv6 node and inserts the RPI header (RPIa) encapsulated in IPv6-in-IPv6 header. The IPv6-in-IPv6 header is addressed to the 6LBR. The 6LBR remove the IPv6-in-IPv6 header and insert another one (RPIb) with destination to 6LRn node.

	Header	IPv6 src	6LR1	6LR2	6LBR	6LRn	IPv6 dst
Inserted headers	--	--	IP-in-IP(RPIa)	--	IP-in-IP(RPIb)	--	--
Removed headers	--	--	--	--	--	--	--
Re-added headers	--	--	--	--	--	IP-in-IP(RPIb)	--
Modified headers	--	--	--	IP-in-IP(RPIa)	--	IP-in-IP(RPIb)	--
Untouched headers	--	--	--	--	--	--	--

6. Non Storing mode

Use Case	RPI	RH3	IP-in-IP	IP-in-IP dst
Raf to root	Yes	No	No	--
root to Raf	Opt	Yes	No	--
root to ~Raf	No	Yes	Yes	6LR
~Raf to root	Yes	No	Yes	root
Raf to Int	Yes	No	Yes	root
Int to Raf	Opt	Yes	Yes	dst
~Raf to Int	Yes	No	Yes	root
Int to ~Raf	Opt	Yes	Yes	6LR
Raf to Raf	Yes	Yes	Yes	root/dst
Raf to ~Raf	Yes	Yes	Yes	root/6LR
~Raf to Raf	Yes	Yes	Yes	root/6LN
~Raf to ~Raf	Yes	Yes	Yes	root/6LR

Table 2: Headers needed in Non-Storing mode: RPI, RH3, IP-in-IP encapsulation

[6.1.](#) Example of Flow from RPL-aware-leaf to root

In non-storing mode the leaf node uses default routing to send traffic to the root. The RPI header must be included to avoid/detect loops.

RPL-aware-leaf (6LN) --> 6LR --> root (6LBR)

This situation is the same case as storing mode.

Header	6LN	6LR	6LBR
Inserted headers	RPI	--	--
Removed headers	--	--	RPI
Re-added headers	--	--	--
Modified headers	--	RPI	--
Untouched headers	--	--	--

Non Storing: Summary of the use of headers from RPL-aware-leaf to root

[6.2.](#) Example of Flow from root to RPL-aware-leaf

In this case the flow comprises:

root (6LBR)--> 6LR --> RPL-aware-leaf (6LN)

The 6LBR will insert an RH3, and may optionally insert an RPI header. No IP-in-IP header is necessary as the traffic originates with an RPL aware node, the 6LBR. The destination is known to RPL-aware because, the root knows the whole topology in non-storing mode.

Header	6LBR	6LR	6LN
Inserted headers	(opt: RPI), RH3	--	--
Removed headers	--	--	RH3,RPI
Re-added headers	--	--	--
Modified headers	--	RH3	--

Untouched headers	--		--		--	
+-----+-----+-----+-----+						

Non Storing: Summary of the use of headers from root to RPL-aware-leaf

6.3. Example of Flow from root to not-RPL-aware-leaf

In this case the flow comprises:

root (6LBR)--> 6LR1...-->6LRn --> not-RPL-aware-leaf (IPv6)

In 6LBR the RH3 is added, modified in each intermediate 6LR (6LR1 and so on) and it is fully consumed in the last 6LR (6LRn), but left there. If RPI is left present, the IPv6 node which does not understand it will ignore it (following 2460bis), thus encapsulation is not necessary. Due the complete knowledge of the topology at the root, the 6LBR is able to address the IP-in-IP header to the last 6LR.

+-----+-----+-----+-----+				
Header	6LBR	6LR1	6LRn	IPv6
+-----+-----+-----+-----+				
Inserted	(opt: RPI),	--	--	--
headers	RH3			

Removed headers	--	RH3	--	--
Re-added headers	--	--	--	--
Modified headers	--	(opt: RPI), RH3	(opt: RPI), RH3	--
Untouched headers	--	--	--	RPI

Non Storing: Summary of the use of headers from root to not-RPL-aware-leaf

6.4. Example of Flow from not-RPL-aware-leaf to root

In this case the flow comprises:

IPv6-node --> 6LR1 ...--> 6LRn --> root (6LBR)

In this case the RPI is added by the first 6LR (6LR1), encapsulated in an IP-in-IP header, and is modified in the followings 6LRs. The RPI and entire packet is consumed by the root.

Header	IPv6	6LR1	6LR2	6LBR
Inserted headers	--	IP-in-IP(RPI)	--	--
Removed headers	--	--	--	IP-in-IP(RPI)
Re-added headers	--	--	--	--
Modified headers	--	IP-in-IP(RPI)	IP-in-IP(RPI)	--
Untouched headers	--	--	--	--

Non Storing: Summary of the use of headers from not-RPL-aware-leaf to root

6.5. Example of Flow from RPL-aware-leaf to Internet

In this case the flow comprises:

RPL-aware-leaf (6LN) --> 6LR1 ...--> 6LRn --> root (6LBR) --> Internet

This case is identical to storing-mode case.

The IPv6 flow label should be set to zero to aid in compression, and the 6LBR will set it to a non-zero value when sending towards the Internet.

Header	6LN	6LR(1..N)	6LBR	Internet
Inserted headers	RPI	--	--	--
Removed headers	--	--	--	--
Re-added headers	--	--	--	--
Modified headers	--	RPI	--	--
Untouched headers	--	--	--	RPI (Ignored)

Non Storing: Summary of the use of headers from RPL-aware-leaf to Internet

6.6. Example of Flow from Internet to RPL-aware-leaf

In this case the flow comprises:

Internet --> root (6LBR) --> 6LR1...--> 6LRn --> RPL-aware-leaf (6LN)

The 6LBR must add an RH3 header. As the 6LBR will know the path and address of the target node, it can address the IP-in-IP header to that node. The 6LBR will zero the flow label upon entry in order to aid compression.

The RPI may be added or not, it is optional.

Internet-Draft

Useof6553

October 2016

Header	Internet	6LBR	6LR	6LN
Inserted headers	--	IP-in-IP(RH3,opt:RPI)	--	--
Removed headers	--	--	--	IP-in-IP(RH3,opt:RPI)
Re-added headers	--	--	--	--
Modified headers	--	--	IP-in-IP(RH3,opt:RPI)	--
Untouched headers	--	--	--	--

Non Storing: Summary of the use of headers from Internet to RPL-aware-leaf

[6.7.](#) Example of Flow from not-RPL-aware-leaf to Internet

In this case the flow comprises:

not-RPL-aware-leaf (IPv6) --> 6LR1..--> 6LRn --> root (6LBR) --> Internet

In this case the flow label is recommended to be zero in the IPv6 node. As RPL headers are added in the IPv6 node, the first 6LN will add an RPI header inside a new IP-in-IP header. The IP-in-IP header will be addressed to the root. This case is identical to the storing-mode case ([Section 5.7](#)).

Internet-Draft

Useof6553

October 2016

Header	IPv6	6LR1	6LRn	6LBR	Internet
Inserted headers	--	IP-in-IP(RPI)	--	--	--
Removed headers	--	--	--	IP-in-IP(RPI)	--
Re-added headers	--	--	--	--	--
Modified headers	--	--	IP-in-IP(RPI)	--	--
Untouched headers	--	--	--	--	--

Non Storing: Summary of the use of headers from not-RPL-aware-leaf to Internet

[6.8.](#) Example of Flow from Internet to non-RPL-aware-leaf

In this case the flow comprises:

Internet --> root (6LBR) --> 6LR1...--> 6LRn --> not-RPL-aware-leaf (IPv6)

The 6LBR must add an RH3 header inside an IP-in-IP header. The 6LBR will know the path, and will recognize that the final node is not an RPL capable node as it will have received the connectivity DAO from the nearest 6LR. The 6LBR can therefore make the IP-in-IP header destination be the last 6LR. The 6LBR will set to zero the flow

label upon entry in order to aid compression.

Internet-Draft

Useof6553

October 2016

Header	Internet	6LBR	6LR1	6LRn	IPv6
Inserted headers	--	IP-in-IP(RH3,opt:RPI)	--	--	--
Removed headers	--	--	--	IP-in-IP(RH3,RPI)	--
Re-added headers	--	--	--	--	--
Modified headers	--	--	IP-in-IP(RH3,RPI)	IP-in-IP(RH3,RPI)	--
Untouched headers	--	--	--	--	RPI

NonStoring: Summary of the use of headers from Internet to non-RPL-aware-leaf

[6.9.](#) Example of Flow from RPL-aware-leaf to RPL-aware-leaf

In this case the flow comprises:

6LN --> 6LR1 --> root (6LBR) --> 6LRN --> 6LN

This case involves only nodes in same RPL Domain. The originating node will add an RPI header to the original packet, and send the packet upwards.

The originating node SHOULD put the RPI into an IP-in-IP header addressed to the root, so that the 6LBR can remove that header. If it does not, then additional resources are wasted on the way down to carry the useless RPI option.

The 6LBR will need to insert an RH3 header, which requires that it add an IP-in-IP header. It SHOULD be able to remove the RPI, as it was contained in an IP-in-IP header addressed to it. Otherwise, there MAY be an RPI header buried inside the inner IP header, which should get ignored.

Networks that use the RPL P2P extension [[RFC6997](#)] are essentially non-storing DODAGs and fall into this scenario or scenario [Section 6.2](#), with the originating node acting as 6LBR.

	6LN src	6LR1	6LBR	6LRN	6LN dst
Inserted headers	IP-in-IP(RPI1)	--	IP-in-IP(RH3 to 6LN, opt RPI2)	--	--
Removed headers	--	--	IP-in-IP(RPI1)	--	IP-in-IP(RH3, opt RPI2)
Re-added headers	--	--	--	--	--
Modified headers	--	--	--	--	--
Untouched	--	--	--	--	--

headers					
---------	--	--	--	--	--

Non Storing: Summary of the use of headers for RPL-aware-leaf to RPL-aware-leaf

6.10. Example of Flow from RPL-aware-leaf to not-RPL-aware-leaf

In this case the flow comprises:

6LN --> 6LR1 --> root (6LBR) --> 6LRn --> not-RPL-aware (IPv6)

As in the previous case, the 6LN will insert an RPI (RPI1) header which MUST be in an IP-in-IP header addressed to the root so that the 6LBR can remove this RPI. The 6LBR will then insert an RH3 inside a new IP-in-IP header addressed to the 6LN destination node. The RPI is optional from 6LBR to 6LRn (RPI2).

Header	6LN	6LR1	6LBR	6LRn	IPv6
Insert ed headers	IP-in-IP(RPI1)	--	IP-in-IP(RH3, opt RPI2)	--	--
Removed headers	--	--	IP-in-IP(RPI1)	IP-in-IP(RH3, opt RPI2)	--
Re-added headers	--	--	--	--	--
Modified	--	IP-in-	--	IP-in-	--

ed headers		IP(RPI1)		IP(RH3, opt RPI2)	
Untouched headers	--	--	--	--	opt RPI2

Non Storing: Summary of the use of headers from RPL-aware-leaf to not-RPL-aware-leaf

6.11. Example of Flow from not-RPL-aware-leaf to RPL-aware-leaf

In this case the flow comprises:

not-RPL-aware 6LN (IPv6) --> 6LR1 --> root (6LBR) --> 6LRn --> 6LN

This scenario is mostly identical to the previous one. The RPI is added by the first 6LR (6LR1) inside an IP-in-IP header addressed to the root. The 6LBR will remove this RPI, and add it's own IP-in-IP header containing an RH3 header and optional RPI (RPI2).

Header	IPv6	6LR1	6LBR	6LRn	6LN
Insert ed headers	--	IP-in-IP(RPI1)	IP-in-IP(RH3, opt RPI2)	--	--

Remove d head ers	--	--	IP-in- IP(RPI1)	--	IP-in- IP(RH3, opt RPI2)
Re- added header s	--	--	--	--	--
Modifi ed hea ders	--	--	--	IP-in- IP(RH3, opt RPI2)	--
Untouc hed he aders	--	--	--	--	--

Non Storing: Summary of the use of headers from not-RPL-aware-leaf to RPL-aware-leaf

[6.12.](#) Example of Flow from not-RPL-aware-leaf to not-RPL-aware-leaf

In this case the flow comprises:

not-RPL-aware 6LN (IPv6 src)--> 6LR1 --> root (6LBR) --> 6LRn -->
not-RPL-aware (IPv6 dst)

This scenario is the combination of the previous two cases.

Header	IPv6 src	6LR1	6LBR	6LRn	IPv6 dst
Inserted headers	--	IP-in-IP(RPI1)	IP-in-IP(RH3)	--	--
Removed headers	--	--	IP-in-IP(RPI1)	IP-in-IP(RH3, opt RPI2)	--
Re-added headers	--	--	--	--	--
Modified headers	--	--	--	--	--
Untouched headers	--	--	--	--	--

Non Storing: Summary of the use of headers from not-RPL-aware-leaf to not-RPL-aware-leaf

7. Observations about the cases

7.1. Storing mode

[I-D.ietf-roll-routing-dispatch] shows that this hop-by-hop IP-in-IP header can be compressed down to {TBD} bytes.

There are potential significant advantages to having a single code path that always processes IP-in-IP headers with no options.

Thanks to the relaxation of the [RFC2406](#) rule about discarding unknown Hop-by-Hop options, there is no longer any uncertainty about when to use an IPIP header in the storing mode case. The RPI header SHOULD always be added when 6LRs originate packets (without IPIP headers), and IPIP headers should always be added (addressed to the root when on the way up, to the end-host when on the way down) when a 6LR finds it needs to insert an RPI header. (XXX - this is a problem for storing mode optimization)

In order to support the above two cases with full generality, the different situations (always do IP-in-IP vs never use IP-in-IP) should be signaled in the RPL protocol itself.

Internet-Draft

Useof6553

October 2016

[7.2.](#) Non-Storing mode

In the non-storing case, dealing with non-RPL aware leaf nodes is much easier as the 6LBR (DODAG root) has complete knowledge about the connectivity of all DODAG nodes, and all traffic flows through the root node.

The 6LBR can recognize non-RPL aware leaf nodes because it will receive a DAO about that node from the 6LN immediately above that node. This means that the non-storing mode case can avoid ever using hop-by-hop IP-in-IP headers.

[I-D.ietf-roll-routing-dispatch] shows how the destination=root, and destination=6LN IP-in-IP header can be compressed down to {TBD} bytes.

Unlike in the storing mode case, there is no need for all nodes to know about the existence of non-RPL aware nodes. Only the 6LBR needs to change when there are non-RPL aware nodes. Further, in the non-storing case, the 6LBR is informed by the DAOs when there are non-RPL aware nodes.

[8.](#) 6LoRH Compression cases

The [I-D.ietf-roll-routing-dispatch] proposes a compression method for RPI, RH3 and IPv6-in-IPv6.

In Storing Mode, for the examples of Flow from RPL-aware-leaf to non-RPL-aware-leaf and non-RPL-aware-leaf to non-RPL-aware-leaf comprise an IP-in-IP and RPI compression headers. The type of this case is critical since IP-in-IP is encapsulating a RPI header.

```
+--+-----+--+-----+-----+-----+-----+-----+-----+-----+
|1 | 0|0 |TSE| 6LoRH Type 6 | Hop Limit | RPI - 6LoRH | LOWPAN IPHC |
+--+-----+--+-----+-----+-----+-----+-----+-----+-----+
```

Figure 3: Critical IP-in-IP (RPI).

[9.](#) IANA Considerations

There are no IANA considerations related to this document.

Internet-Draft

Useof6553

October 2016

10. Security Considerations

The security considerations covering of [[RFC6553](#)] and [[RFC6554](#)] apply when the packets get into RPL Domain.

11. Acknowledgments

This work is partially funded by the FP7 Marie Curie Initial Training Network (ITN) METRICS project (grant agreement No. 607728).

The authors would like to acknowledge the review, feedback, and comments of Robert Cragie, Simon Duquennoy, Cenk Guendogan, Peter van der Stok, Xavier Vilajosana and Thomas Watteyne.

12. References

12.1. Normative References

[I-D.ietf-6man-rfc2460bis]

Deering, S. and R. Hinden, "Internet Protocol, Version 6 (IPv6) Specification", [draft-ietf-6man-rfc2460bis-07](#) (work in progress), October 2016.

[RFC2119] Bradner, S., "Key words for use in RFCs to Indicate Requirement Levels", [BCP 14](#), [RFC 2119](#), DOI 10.17487/RFC2119, March 1997, <<http://www.rfc-editor.org/info/rfc2119>>.

[RFC2460] Deering, S. and R. Hinden, "Internet Protocol, Version 6 (IPv6) Specification", [RFC 2460](#), DOI 10.17487/RFC2460, December 1998, <<http://www.rfc-editor.org/info/rfc2460>>.

[RFC6550] Winter, T., Ed., Thubert, P., Ed., Brandt, A., Hui, J., Kelsey, R., Levis, P., Pister, K., Struik, R., Vasseur, JP., and R. Alexander, "RPL: IPv6 Routing Protocol for Low-Power and Lossy Networks", [RFC 6550](#),

DOI 10.17487/RFC6550, March 2012,
<<http://www.rfc-editor.org/info/rfc6550>>.

- [RFC6553] Hui, J. and JP. Vasseur, "The Routing Protocol for Low-Power and Lossy Networks (RPL) Option for Carrying RPL Information in Data-Plane Datagrams", [RFC 6553](#), DOI 10.17487/RFC6553, March 2012,
<<http://www.rfc-editor.org/info/rfc6553>>.

- [RFC6554] Hui, J., Vasseur, JP., Culler, D., and V. Manral, "An IPv6 Routing Header for Source Routes with the Routing Protocol for Low-Power and Lossy Networks (RPL)", [RFC 6554](#), DOI 10.17487/RFC6554, March 2012,
<<http://www.rfc-editor.org/info/rfc6554>>.

12.2. Informative References

- [I-D.ietf-6tisch-architecture]
Thubert, P., "An Architecture for IPv6 over the TSCH mode of IEEE 802.15.4", [draft-ietf-6tisch-architecture-10](#) (work in progress), June 2016.
- [I-D.ietf-roll-routing-dispatch]
Thubert, P., Bormann, C., Toutain, L., and R. Cragie, "6LoWPAN Routing Header", [draft-ietf-roll-routing-dispatch-02](#) (work in progress), October 2016.
- [RFC4443] Conta, A., Deering, S., and M. Gupta, Ed., "Internet Control Message Protocol (ICMPv6) for the Internet Protocol Version 6 (IPv6) Specification", [RFC 4443](#), DOI 10.17487/RFC4443, March 2006,
<<http://www.rfc-editor.org/info/rfc4443>>.
- [RFC6775] Shelby, Z., Ed., Chakrabarti, S., Nordmark, E., and C. Bormann, "Neighbor Discovery Optimization for IPv6 over Low-Power Wireless Personal Area Networks (6LoWPANs)", [RFC 6775](#), DOI 10.17487/RFC6775, November 2012,
<<http://www.rfc-editor.org/info/rfc6775>>.

[RFC6997] Goyal, M., Ed., Baccelli, E., Philipp, M., Brandt, A., and J. Martocci, "Reactive Discovery of Point-to-Point Routes in Low-Power and Lossy Networks", [RFC 6997](#), DOI 10.17487/RFC6997, August 2013, <<http://www.rfc-editor.org/info/rfc6997>>.

[RFC7102] Vasseur, JP., "Terms Used in Routing for Low-Power and Lossy Networks", [RFC 7102](#), DOI 10.17487/RFC7102, January 2014, <<http://www.rfc-editor.org/info/rfc7102>>.

[Second6TischPlugtest] "2nd 6Tisch Plugtest", <<http://www.ietf.org/mail-archive/web/6tisch/current/pdfgDMQcdCkRz.pdf>>.

Robles, et al.

Expires April 24, 2017

[Page 33]

Internet-Draft

Useof6553

October 2016

Authors' Addresses

Maria Ines Robles
Ericsson
Hirsalantie 11
Jorvas 02420
Finland

Email: maria.ines.robles@ericsson.com

Michael C. Richardson
Sandelman Software Works
470 Dawson Avenue
Ottawa, ON K1Z 5V7
CA

Email: mcr+ietf@sandelman.ca
URI: <http://www.sandelman.ca/mcr/>

Pascal Thubert

Cisco Systems, Inc
Village d'Entreprises Green Side 400, Avenue de Roumanille
Batiment T3, Biot - Sophia Antipolis 06410
France

Email: pthubert@cisco.com