

Network Working Group  
Internet-Draft  
Intended status: Informational  
Expires: 21 October 2022

F. L. Templin, Ed.  
G. Saccone  
Boeing Research & Technology  
G. Dawra  
LinkedIn  
A. Lindem  
V. Moreno  
Cisco Systems, Inc.  
19 April 2022

A Simple BGP-based Mobile Routing System for the Aeronautical  
Telecommunications Network  
draft-ietf-rtgwg-atn-bgp-17

## Abstract

The International Civil Aviation Organization (ICAO) is investigating mobile routing solutions for a worldwide Aeronautical Telecommunications Network with Internet Protocol Services (ATN/IPS). The ATN/IPS will eventually replace existing communication services with an IP-based service supporting pervasive Air Traffic Management (ATM) for Air Traffic Controllers (ATC), Airline Operations Controllers (AOC), and all commercial aircraft worldwide. This informational document describes a simple and extensible mobile routing service based on industry-standard BGP to address the ATN/IPS requirements.

## Status of This Memo

This Internet-Draft is submitted in full conformance with the provisions of [BCP 78](#) and [BCP 79](#).

Internet-Drafts are working documents of the Internet Engineering Task Force (IETF). Note that other groups may also distribute working documents as Internet-Drafts. The list of current Internet-Drafts is at <https://datatracker.ietf.org/drafts/current/>.

Internet-Drafts are draft documents valid for a maximum of six months and may be updated, replaced, or obsoleted by other documents at any time. It is inappropriate to use Internet-Drafts as reference material or to cite them other than as "work in progress."

This Internet-Draft will expire on 21 October 2022.

Internet-Draft

BGP for ATN/IPS

April 2022

## Copyright Notice

Copyright (c) 2022 IETF Trust and the persons identified as the document authors. All rights reserved.

This document is subject to [BCP 78](#) and the IETF Trust's Legal Provisions Relating to IETF Documents (<https://trustee.ietf.org/license-info>) in effect on the date of publication of this document. Please review these documents carefully, as they describe your rights and restrictions with respect to this document. Code Components extracted from this document must include Revised BSD License text as described in Section 4.e of the [Trust Legal Provisions](#) and are provided without warranty as described in the Revised BSD License.

## Table of Contents

<a href="#">1.</a>	Introduction . . . . .	<a href="#">2</a>
<a href="#">2.</a>	Terminology . . . . .	<a href="#">7</a>
<a href="#">3.</a>	ATN/IPS Routing System . . . . .	<a href="#">9</a>
<a href="#">4.</a>	ATN/IPS (Radio) Access Network (ANET) Model . . . . .	<a href="#">14</a>
<a href="#">5.</a>	ATN/IPS Route Optimization . . . . .	<a href="#">16</a>
<a href="#">6.</a>	BGP Protocol Considerations . . . . .	<a href="#">19</a>
<a href="#">7.</a>	Stub AS Mobile Routing Services . . . . .	<a href="#">21</a>
<a href="#">8.</a>	Implementation Status . . . . .	<a href="#">21</a>
<a href="#">9.</a>	IANA Considerations . . . . .	<a href="#">21</a>
<a href="#">10.</a>	Security Considerations . . . . .	<a href="#">21</a>
<a href="#">10.1.</a>	Public Key Infrastructure (PKI) Considerations . . . . .	<a href="#">22</a>
<a href="#">11.</a>	Acknowledgements . . . . .	<a href="#">23</a>
<a href="#">12.</a>	References . . . . .	<a href="#">23</a>
<a href="#">12.1.</a>	Normative References . . . . .	<a href="#">23</a>
<a href="#">12.2.</a>	Informative References . . . . .	<a href="#">24</a>
<a href="#">Appendix A.</a>	BGP Convergence Considerations . . . . .	<a href="#">26</a>
<a href="#">Appendix B.</a>	Change Log . . . . .	<a href="#">26</a>
	Authors' Addresses . . . . .	<a href="#">27</a>

[1.](#) Introduction

The worldwide Air Traffic Management (ATM) system today uses a service known as Aeronautical Telecommunications Network based on Open Systems Interconnection (ATN/OSI). The service is used to augment controller to pilot voice communications with rudimentary short text command and control messages. The service has seen successful deployment in a limited set of worldwide ATM domains.

The International Civil Aviation Organization (ICAO) is now undertaking the development of a next-generation replacement for ATN/OSI known as Aeronautical Telecommunications Network with Internet Protocol Services (ATN/IPS) [[ATN](#)][ATN-IPS]. ATN/IPS will eventually

provide an IPv6-based [[RFC8200](#)] service supporting pervasive ATM for Air Traffic Controllers (ATC), Airline Operations Controllers (AOC), and all commercial aircraft worldwide. As part of the ATN/IPS undertaking, a new mobile routing service will be needed. This document presents an approach based on the Border Gateway Protocol (BGP) [[RFC4271](#)].

Aircraft communicate via wireless aviation data links that typically support much lower data rates than terrestrial wireless and wired-line communications. For example, some Very High Frequency (VHF)-based data links only support data rates on the order of 32Kbps and an emerging L-Band data link that is expected to play a key role in future aeronautical communications only supports rates on the order of 1Mbps. Although satellite data links can provide much higher data rates during optimal conditions, like any other aviation data link they are subject to errors, delay, disruption, signal intermittence, degradation due to atmospheric conditions, etc. The well-connected ground domain ATN/IPS network should therefore treat each safety-of-flight critical packet produced by (or destined to) an aircraft as a precious commodity and strive for an optimized service that provides the highest possible degree of reliability. Furthermore, continuous performance-intensive control messaging services such as BGP peering sessions must be carried only over the well-connected ground domain ATN/IPS network and never over low-end aviation data links.

The ATN/IPS is an IP-based overlay network configured over one or more Internetworking underlays ("INETS") maintained by aeronautical network service providers such as ARINC, SITA and Inmarsat. The Overlay Multilink Network Interface (OMNI) [[I-D.templin-6man-omni](#)] uses an adaptation layer encapsulation to create a Non-Broadcast, Multiple Access (NBMA) virtual link spanning the entire ATN/IPS. Each aircraft connects to the OMNI link via an OMNI interface configured over the aircraft's underlying physical and/or virtual access network interfaces.

Each underlying INET comprises one or more "partitions" where all

nodes within a partition can exchange packets with all other nodes, i.e., the partition is connected internally. There is no requirement that each INET partition uses the same IP protocol version nor has consistent IP addressing plans in comparison with other partitions. Instead, the OMNI link sees each partition as a "segment" of a link-layer topology concatenated by a service known as the OMNI Adaptation Layer (OAL) [[I-D.templin-6man-omni](#)] based on IPv6 encapsulation [[RFC2473](#)].

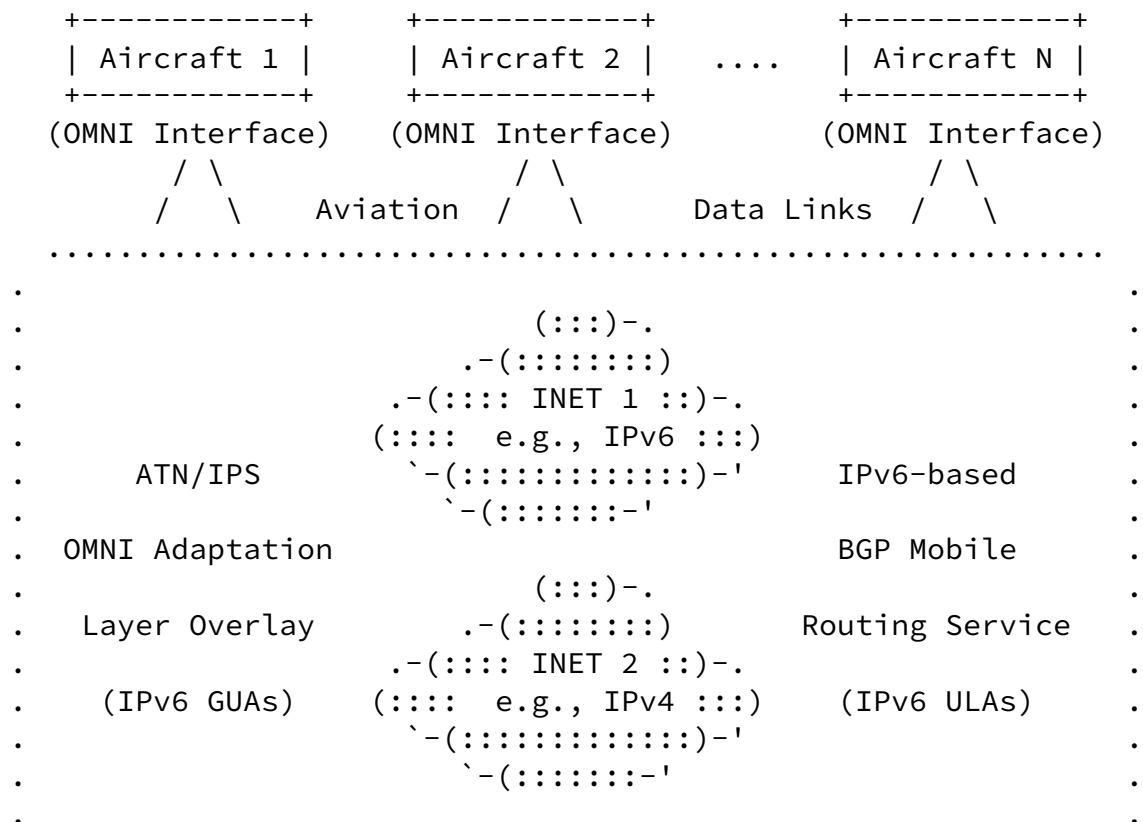
The IPv6 addressing architecture provides different classes of addresses, including Global Unicast Addresses (GUAs), Unique Local Addresses (ULAs) and Link-Local Addresses (LLAs) [[RFC4291](#)][[RFC4193](#)].

The ATN/IPS receives an IPv6 GUA Mobility Service Prefix (MSP) from an Internet assigned numbers authority, and each aircraft will receive a Mobile Network Prefix (MNP) delegation from the MSP that accompanies the aircraft wherever it travels. ATCs and AOCs will likewise receive MNPs, but they would typically appear in static (not mobile) deployments such as air traffic control towers, airline headquarters, etc. (Note that while IPv6 GUAs are assumed for ATN/IPS, IPv4 with public/private address could also be used.)

The adaptation layer uses ULAs in the source and destination addresses of adaptation layer IPv6 encapsulation headers. Each ULA includes an MNP in the interface identifier ("MNP-ULA"), as discussed in [[I-D.templin-6man-omni](#)]. Due to MNP delegation policies and random node mobility properties, MNP-ULAs are generally not aggregable in the BGP routing service and are represented as many more-specific prefixes instead of a smaller number of aggregated prefixes.

In addition, BGP routing service infrastructure nodes configure administratively-assigned ULAs ("ADM-ULA") that are statically-assigned and derived from a shorter ADM-ULA prefix assigned to their BGP network partitions. Unlike MNP-ULAs, the ADM-ULAs are persistently present and unchanging in the routing system. The BGP routing services therefore establish forwarding table entries based on these MNP-ULAs and ADM-ULAs instead of based on the GUA MNPs themselves. However, nodes set the 40-bit Global ID and 16-bit Subnet ID to 0 when they advertise MNP-ULAs in BGP routing exchanges and/or install MNP-ULAs in forwarding tables.

Both ADM-ULAs and MNP-ULAs are used by the OAL for nested encapsulation where the inner IPv6 packet is encapsulated in an IPv6 adaptation layer header with ULA source and destination addresses, which is then encapsulated in an IP header specific to the underlying Internetwork that will carry the actual packet transmission. A high level ATN/IPS network diagram is shown in Figure 1:



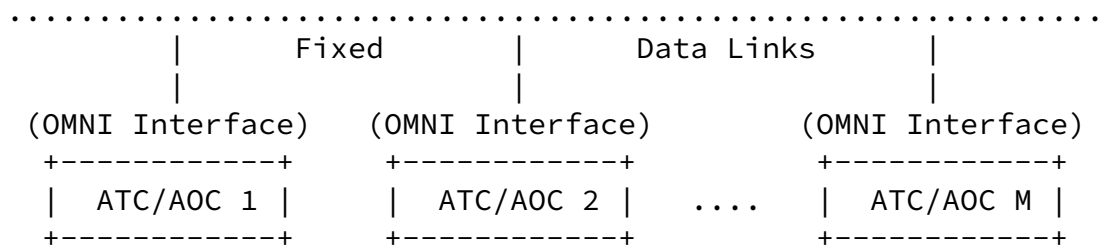


Figure 1: ATN/IPS Network Diagram

Connexion By Boeing [CBB] was an early aviation mobile routing service based on dynamic updates in the global public Internet BGP routing system. Practical experience with the approach has shown that frequent injections and withdrawals of prefixes in the Internet routing system can result in excessive BGP update messaging, slow routing table convergence times, and extended outages when no route is available. This is due to both conservative default BGP protocol timing parameters (see [Section 6](#)) and the complex peering interconnections of BGP routers within the global Internet infrastructure. The situation is further exacerbated by frequent aircraft mobility events that each result in BGP updates that must be propagated to all BGP routers in the Internet that carry a full routing table.

We therefore consider an approach using a BGP overlay network routing system where a private BGP routing protocol instance is maintained between ATN/IPS Autonomous System (AS) Border Routers (ASBRs). The private BGP instance does not interact with the native BGP routing systems in underlying INETs, and BGP updates are unidirectional from "stub" ASBRs (s-ASBRs) to a small set of "core" ASBRs (c-ASBRs) in a hub-and-spokes topology. No extensions to the BGP protocol are necessary, and BGP routing is based on (intermediate-layer) ULAs instead of upper- or lower-layer public/private IP prefixes. This allows ASBRs to perform adaptation layer forwarding based on intermediate layer IPv6 header information instead of network layer forwarding based on upper layer IP header information or link layer forwarding based on lower layer IP header information.

The s-ASBRs for each stub AS connect to a small number of c-ASBRs via

dedicated high speed links and/or secured tunnels (e.g., IPsec [[RFC4301](#)], WireGuard [[WG](#)], etc.) over the underlying INET. Neighboring ASBRs should use also such IP layer security encapsulations over direct physical links to ensure INET layer security.

The s-ASBRs engage in external BGP (eBGP) peerings with their respective c-ASBRs, and only maintain routing table entries for the MNP-ULAs currently active within the stub AS. The s-ASBRs send BGP updates for MNP-ULA injections or withdrawals to c-ASBRs but do not receive any BGP updates from c-ASBRs. Instead, the s-ASBRs maintain default routes with their c-ASBRs as the next hop, and therefore hold only partial topology information.

The c-ASBRs connect to other c-ASBRs within the same partition using internal BGP (iBGP) peerings over which they collaboratively maintain a full routing table for all active MNP-ULAs currently in service within the partition. Therefore, only the c-ASBRs maintain a full BGP routing table and never send any BGP updates to s-ASBRs. This simple routing model therefore greatly reduces the number of BGP updates that need to be synchronized among peers, and the number is reduced further still when intradomain routing changes within stub ASes are processed within the AS instead of being propagated to the core. BGP Route Reflectors (RRs) [[RFC4456](#)] can also be used to support increased scaling properties.

When there are multiple INET partitions, the c-ASBRs of each partition use eBGP to peer with the c-ASBRs of other partitions so that the full set of ULAs for all partitions are known globally among all of the c-ASBRs. Each c/s-ASBR further configures an ADM-ULA which is taken from an ADM-ULA prefix assigned to each partition, as well as static forwarding table entries for all other OMNI link partition prefixes. Both ADM-ULAs and MNP-ULAs are used by the OAL

for nested encapsulation where the inner IPv6 packet is encapsulated in an IPv6 OAL header with ULA source and destination addresses, which is then encapsulated in an IP header specific to the INET partition.

With these intra- and inter-INET BGP peerings in place, a forwarding plane spanning tree is established that properly covers the entire operating domain. All nodes in the network can be visited using

strict spanning tree hops, but in many instances this may result in longer paths than are necessary. AERO [[I-D.templin-6man-aero](#)] provides an example service for discovering and utilizing (route-optimized) shortcuts that do not always follow strict spanning tree paths.

The remainder of this document discusses the proposed BGP-based ATN/IPS mobile routing service.

## 2. Terminology

The terms Autonomous System (AS) and Autonomous System Border Router (ASBR) are the same as defined in [[RFC4271](#)].

The following terms are defined for the purposes of this document:

### Air Traffic Management (ATM)

The worldwide service for coordinating safe aviation operations.

### Air Traffic Controller (ATC)

A government agent responsible for coordinating with aircraft within a defined operational region via voice and/or data Command and Control messaging.

### Airline Operations Controller (AOC)

An airline agent responsible for tracking and coordinating with aircraft within their fleet.

### Aeronautical Telecommunications Network with Internet Protocol Services (ATN/IPS)

A future aviation network for ATCs and AOCs to coordinate with all aircraft operating worldwide. The ATN/IPS will be an IPv6-based overlay network service that connects access networks via tunneling over one or more Internetworking underlays.

### Internetworking underlay ("INET")

A wide-area network that supports overlay network tunneling and connects Radio Access Networks to the rest of the ATN/IPS. Example INET service providers for civil aviation include ARINC, SITA and Inmarsat.



An aviation radio data link service provider's network, including radio transmitters and receivers as well as supporting ground-domain infrastructure needed to convey a customer's data packets to outside INETs. The term ANET is intended in the same spirit as for radio-based Internet service provider networks (e.g., cellular operators), but can also refer to ground-domain networks that connect AOCs and ATCs.

partition (or "segment")

A fully-connected internal subnetwork of an INET in which all nodes can communicate with all other nodes within the same partition using the same IP protocol version and addressing plan. Each INET consists of one or more partitions.

Overlay Multilink Network Interface (OMNI)

A virtual layer 2 bridging service that presents an ATN/IPS overlay unified link view even though the underlay may consist of multiple INET partitions. The OMNI virtual link is manifested through nested encapsulation in which original IP packets from the ATN/IPS are first encapsulated in ULA-addressed IPv6 headers which are then forwarded to the next hop using INET encapsulation if necessary. Forwarding over the OMNI virtual link is therefore based on ULAs instead of the original IP addresses. In this way, packets sent from a source can be conveyed over the OMNI virtual link even though there may be many underlying INET partitions in the path to the destination.

OMNI Adaptation Layer (OAL)

A middle layer below the IP layer but above the INET layer that applies IP-in-IPv6 encapsulation prior to INET encapsulation. The IPv6 encapsulation header inserted by the OAL uses ULAs instead of GUAs. End systems that configure OMNI interfaces act as OAL ingress and egress points, while intermediate systems with OMNI interfaces act as OAL forwarding nodes. There may be zero, one or many intermediate nodes between the OAL ingress and egress, but the upper layer IPv6 Hop Limit is not decremented during (OAL layer) forwarding. Further details on OMNI and the OAL are found in [[I-D.templin-6man-omni](#)].

OAL Autonomous System (OAL AS)

A "hub-of-hubs" autonomous system maintained through peerings between the core autonomous systems of different OMNI virtual link partitions.

Core Autonomous System Border Router (c-ASBR)

A BGP router located in the hub of the INET partition hub-and-spokes overlay network topology.

#### Core Autonomous System (Core AS)

The "hub" autonomous system maintained by all c-ASBRs within the same partition.

#### Stub Autonomous System Border Router (s-ASBR)

A BGP router configured as a spoke in the INET partition hub-and-spokes overlay network topology.

#### Stub Autonomous System (Stub AS)

A logical grouping that includes all Clients currently associated with a given s-ASBR.

#### Client

An ATC, AOC or aircraft that connects to the ATN/IPS as a leaf node. The Client could be a singleton host, or a router that connects a mobile or fixed network.

#### Proxy/Server

An ANET/INET border node that acts as a transparent intermediary between Clients and s-ASBRs. From the Client's perspective, the Proxy/Server presents the appearance that the Client is communicating directly with the s-ASBR. From the s-ASBR's perspective, the Proxy/Server presents the appearance that the s-ASBR is communicating directly with the Client.

#### Mobile Network Prefix (MNP)

An IPv6 prefix that is delegated to any ATN/IPS end system, including ATCs, AOCs, and aircraft.

#### Mobility Service Prefix (MSP)

An aggregated IP prefix assigned to the ATN/IPS by an Internet assigned numbers authority, and from which all MNPs are delegated (e.g., up to  $2^{32}$  IPv6 /56 MNPs could be delegated from a /24 MSP).

### [3.](#) ATN/IPS Routing System

The ATN/IPS routing system comprises a private BGP instance coordinated in an overlay network via tunnels between neighboring ASBRs over one or more underlying INETs. The ATN/IPS routing system interacts with underlying INET BGP routing systems only through the static advertisement of a small and unchanging set of MSPs instead of the full dynamically changing set of MNPs.

Within each INET partition, each s-ASBR connects a stub AS to the INET partition core using a distinct stub AS Number (ASN). Each

s-ASBR further uses eBGP to peer with one or more c-ASBRs. All c-ASBRs are members of the INET partition core AS, and use a shared

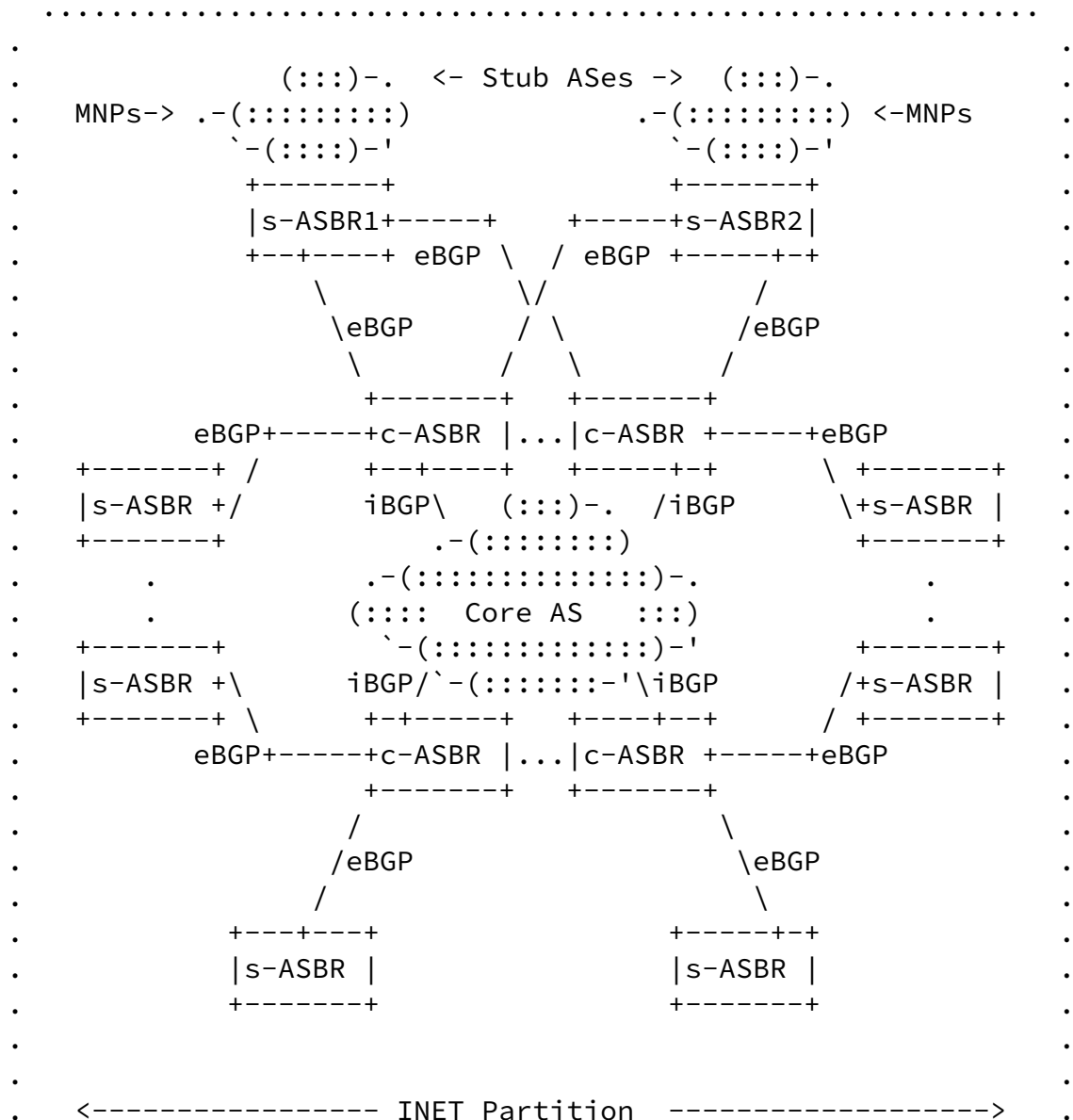
core ASN. Unique ASNs are assigned according to the standard 32-bit ASN format [[RFC4271](#)][RFC6793]. Since the BGP instance does not connect with any INET BGP routing systems, the ASNs can be assigned from the [[RFC6996](#)] 32-bit ASN space which reserves 94,967,295 numbers for private use. The ASNs must be allocated and managed by an ATN/IPS assigned numbers authority established by ICAO, which must ensure that ASNs are responsibly distributed without duplication and/or overlap.

The c-ASBRs use iBGP to maintain a synchronized consistent view of all active MNP-ULAs currently in service within the INET partition. Figure 2 below represents the reference INET partition deployment. (Note that the figure shows details for only two s-ASBRs (s-ASBR1 and s-ASBR2) due to space constraints, but the other s-ASBRs should be understood to have similar Stub AS, MNP and eBGP peering arrangements.) The solution described in this document is flexible enough to extend to these topologies.

Internet-Draft

BGP for ATN/IPS

April 2022



.....

## Figure 2: INET Partition Reference Deployment

In the reference deployment, each s-ASBR maintains routes for active MNP-ULAs that currently belong to its stub AS. In response to "Inter-domain" mobility events, each s-ASBR dynamically announces new MNP-ULAs and withdraws departed MNP-ULAs in its eBGP updates to c-ASBRs. Since ATN/IPS end systems are expected to remain within the same stub AS for extended timeframes, however, intra-domain mobility events (such as an aircraft handing off between cell towers) are handled within the stub AS instead of being propagated as inter-domain eBGP updates.

Each c-ASBR configures a black-hole route for each of its MSPs. By black-holing the MSPs, the c-ASBR maintains forwarding table entries only for the MNP-ULAs that are currently active. If an arriving packet matches a black-hole route without matching an MNP-ULA, the c-ASBR should drop the packet and may also generate an ICMPv6 Destination Unreachable message [[RFC4443](#)], i.e., without forwarding the packet outside of the ATN/IPS overlay based on a less-specific route.

The c-ASBRs do not send BGP updates for MNP-ULAs to s-ASBRs, but instead originate a default route. In this way, s-ASBRs have only partial topology knowledge (i.e., they know only about the active MNP-ULAs currently within their stub ASes) and they forward all other packets to c-ASBRs which have full topology knowledge.

Each s-ASBR and c-ASBR configures an ADM-ULA that is aggregable within an INET partition, and each partition configures a unique ADM-ULA prefix that is permanently announced into the routing system. The core ASes of each INET partition are joined together through external BGP peerings. The c-ASBRs of each partition establish external peerings with the c-ASBRs of other partitions to form a "core-of-cores" OMNI link AS. The OMNI link AS contains the global knowledge of all MNP-ULAs deployed worldwide, and supports ATN/IPS overlay communications between nodes located in different INET partitions by virtue of OAL encapsulation. OMNI link nodes can then

navigate to ASBRs by including an ADM-ULA or directly to an end system by including an MNP-ULA in the destination address of an OAL-encapsulated packet (see: [[I-D.templin-6man-aero](#)]). Figure 3 shows a reference OAL topology.

```

. . . . .
.
.      .-(:::):
.      .-(:::):-. +-----+
.      (::: Partition 1 ::)--|c-ASBR|---+
.      `-(:::):-' +-----+ |
.      `-(:::):-' |
.
.      .-(:::):
.      .-(:::):-. +-----+ |
.      (::: Partition 2 ::)--|c-ASBR|---+
.      `-(:::):-' +-----+ |
.      `-(:::):-' |
.
.      .-(:::):
.      .-(:::):-. +-----+ |
.      (::: Partition 3 ::)--|c-ASBR|---+
.      `-(:::):-' +-----+ |
.

```

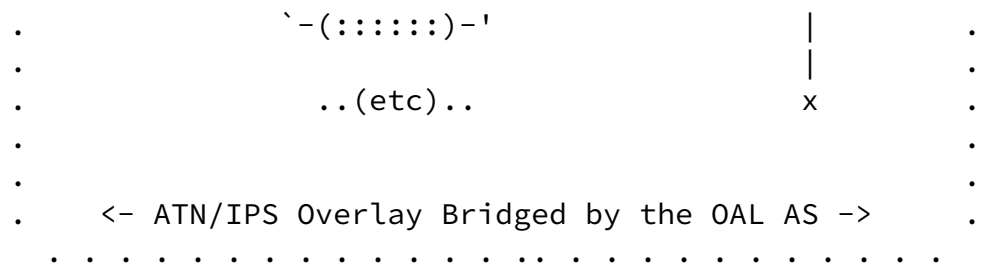


Figure 3: Spanning Partitions with the OAL

Scaling properties of this ATN/IPS routing system are limited by the number of BGP routes that can be carried by the c-ASBRs. A 2015 study showed that BGP routers in the global public Internet at that time carried more than 500K routes with linear growth and no signs of router resource exhaustion [BGP]. A more recent network emulation study also showed that a single c-ASBR can accommodate at least 1M dynamically changing BGP routes even on a lightweight virtual machine. Commercially-available high-performance dedicated router hardware can support many millions of routes.

Therefore, assuming each c-ASBR can carry 1M or more routes, this means that at least 1M ATN/IPS end system MNP-ULAs can be serviced by a single set of c-ASBRs and that number could be further increased by using RRs and/or more powerful routers. Another means of increasing scale would be to assign a different set of c-ASBRs for each set of MSPs. In that case, each s-ASBR still peers with one or more c-ASBRs from each set of c-ASBRs, but the s-ASBR institutes route filters so that it only sends BGP updates to the specific set of c-ASBRs that aggregate the MSP. In this way, each set of c-ASBRs maintains separate routing and forwarding tables so that scaling is distributed

across multiple c-ASBR sets instead of concentrated in a single c-ASBR set. For example, a first c-ASBR set could aggregate an MSP segment A::/32, a second set could aggregate B::/32, a third could aggregate C::/32, etc. The union of all MSP segments would then constitute the collective MSP(s) for the entire ATN/IPS, with potential for supporting many millions of mobile networks or more.

In this way, each set of c-ASBRs services a specific set of MSPs, and each s-ASBR configures MSP-specific routes that list the correct set of c-ASBRs as next hops. This design also allows for natural incremental deployment, and can support initial medium-scale

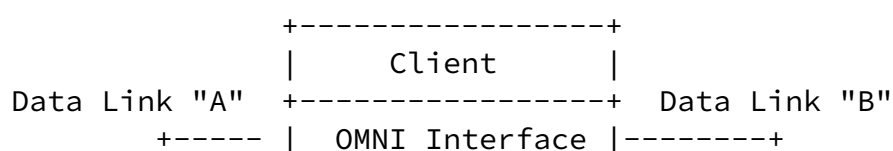
deployments followed by dynamic deployment of additional ATN/IPS infrastructure elements without disturbing the already-deployed base. For example, a few more c-ASBRs could be added if the MNP service demand ever outgrows the initial deployment. For larger-scale applications (such as unmanned air vehicles and terrestrial vehicles) even larger scales can be accommodated by adding more c-ASBRs.

#### 4. ATN/IPS (Radio) Access Network (ANET) Model

(Radio) Access Networks (ANETs) connect end system Clients such as aircraft, ATCs, AOCs etc. to the ATN/IPS routing system. Clients may connect to multiple ANETs at once, for example, when they have both satellite and cellular data links activated simultaneously. Clients configure an Overlay Multilink Network (OMNI) Interface [[I-D.templin-6man-omni](#)] over their underlying ANET interfaces as a connection to an NBMA virtual link (manifested by the OAL) that spans the entire ATN/IPS. Clients may further move between ANETs in a manner that is perceived as a network layer mobility event. Clients could therefore employ a multilink/mobility routing service such as those discussed in [Section 7](#).

Clients register all of their active data link connections with their serving s-ASBRs as discussed in [Section 3](#). Clients may connect to s-ASBRs either directly, or via a Proxy/Server at the ANET/INET boundary.

Figure 4 shows the ATN/IPS ANET model where Clients connect to ANETs via aviation data links. Clients register their ANET addresses with a nearby s-ASBR, where the registration process may be brokered by a Proxy/Server at the edge of the ANET.







s-ASBR as the "hub" in a "hub-and-spokes" arrangement with the first-hop Proxy/Servers as spokes. Selection of a network-based s-ASBR is through the discovery methods specified in relevant mobility and virtual link coordination specifications (e.g., see AERO [[I-D.templin-6man-aero](#)] and OMNI [[I-D.templin-6man-omni](#)]).

The s-ASBR represents all of its active Clients as MNP-ULA routes in the ATN/IPS BGP routing system. The s-ASBR's stub AS is therefore used only to advertise the set of MNPs of all its active Clients to its BGP peer c-ASBRs and not to peer with other s-ASBRs (i.e., the stub AS is a logical construct and not a physical one). The s-ASBR injects the MNP-ULAs of its active Clients and withdraws the MNP-ULAs of its departed Clients via BGP updates to c-ASBRs, which further propagate the MNP-ULAs to other c-ASBRs within the OAL AS. Since Clients are expected to remain associated with their current s-ASBR for extended periods, the level of MNP-ULA injections and withdrawals in the BGP routing system will be on the order of the numbers of network joins, leaves and s-ASBR handovers for aircraft operations (see: [Section 6](#)). It is important to observe that fine-grained events such as Client mobility and Quality of Service (QoS) signaling are coordinated only by Proxies and the Client's current s-ASBRs, and do not involve other ASBRs in the routing system. In this way, intradomain routing changes within the stub AS are not propagated into the rest of the ATN/IPS BGP routing system.

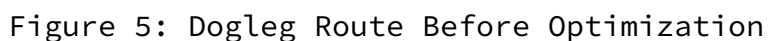
## [5.](#) ATN/IPS Route Optimization

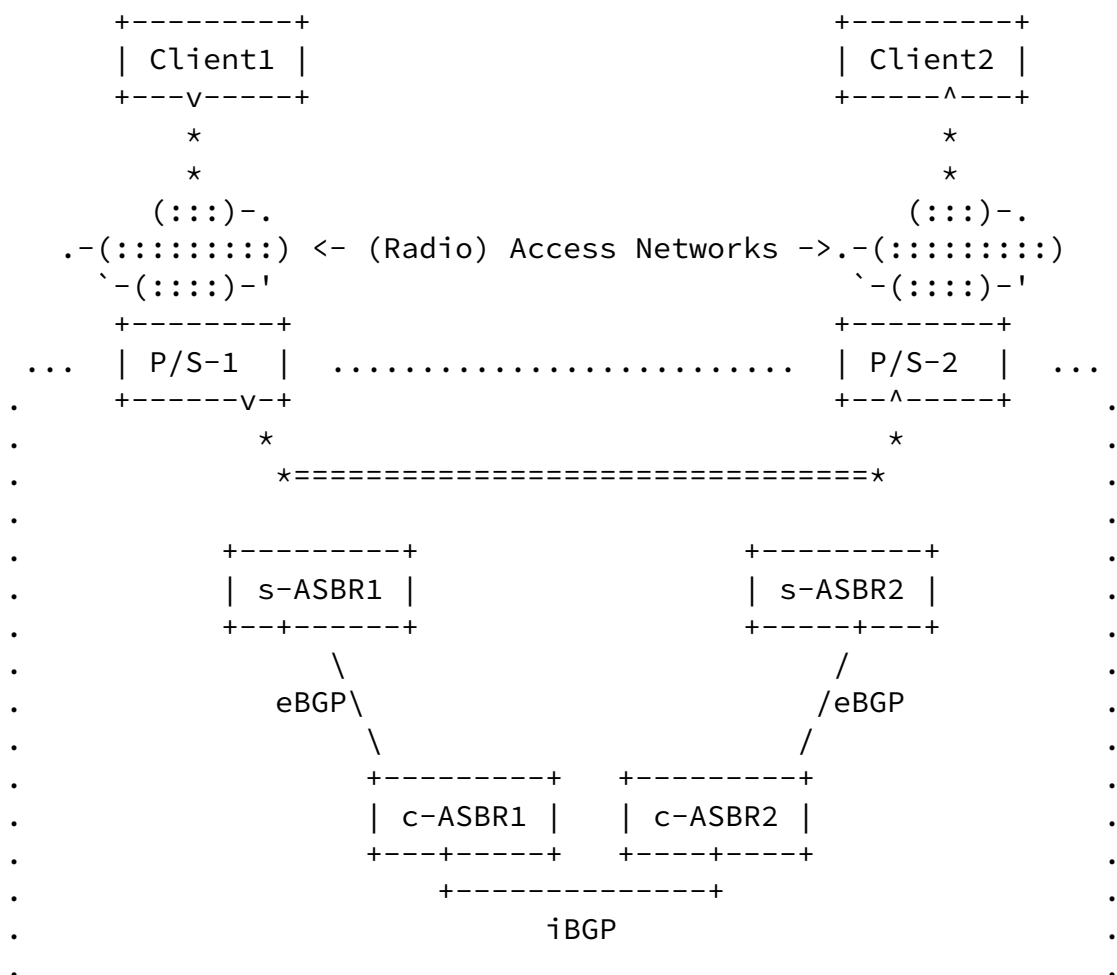
ATN/IPS end systems will frequently need to communicate with correspondents associated with other s-ASBRs. In the BGP peering topology discussed in [Section 3](#), this can initially only be accommodated by including multiple extraneous hops and/or spanning tree segments in the forwarding path. In many cases, it would be desirable to establish a "short cut" around this "dogleg" route so that packets can traverse a minimum number of tunneling hops across the OMNI virtual link. ATN/IPS end systems could therefore employ a route optimization service according to the mobility service employed (see: [Section 7](#)).

Each s-ASBR provides designated routing services for only a subset of all active Clients, and instead acts as a simple Proxy/Server for other Clients. As a designated router, the s-ASBR advertises the MNPs of each of its active Clients into the ATN/IPS routing system and provides basic (unoptimized) forwarding services when necessary. An s-ASBR could be the first-hop ATN/IPS service access point for some, all or none of a Client's underlying interfaces, while the Client's other underlying interfaces employ the Proxy/Server function of other s-ASBRs. Route optimization allows Client-to-Client communications while bypassing s-ASBR designated routing services whenever possible.

A route optimization example is shown in Figure 5 and Figure 6 below. In the first figure, multiple spanning tree segments between Proxy/Servers and ASBRs are necessary to convey packets between Clients associated with different s-ASBRs. In the second figure, the optimized route tunnels packets directly between Proxy/Servers without involving the ASBRs.

These route optimized paths are established through secured control plane messaging (i.e., over secured tunnels and/or using higher-layer control message authentications) but do not provide lower-layer security for the data plane. Data communications over these route optimized paths should therefore employ higher-layer security.





```
. <----- OMNI virtual link bridged by the OAL -----> .
.....
```

Figure 6: Optimized Route

## 6. BGP Protocol Considerations

The number of eBGP peering sessions that each c-ASBR must service is proportional to the number of s-ASBRs in its local partition. Network emulations with lightweight virtual machines have shown that a single c-ASBR can service at least 100 eBGP peerings from s-ASBRs that each advertise 10K MNP-ULA routes (i.e., 1M total). It is expected that robust c-ASBRs can service many more peerings than this – possibly by multiple orders of magnitude. But even assuming a conservative limit, the number of s-ASBRs could be increased by also increasing the number of c-ASBRs. Since c-ASBRs also peer with each other using iBGP, however, larger-scale c-ASBR deployments may need to employ an adjunct facility such as BGP Route Reflectors (RRs) [[RFC4456](#)].

The number of aircraft in operation at a given time worldwide is likely to be significantly less than 1M, but we will assume this number for a worst-case analysis. Assuming a worst-case average 1 hour flight profile from gate-to-gate with 10 service region transitions per flight, the entire system will need to service at most 10M BGP updates per hour (2778 updates per second). This number is within the realm of the peak BGP update messaging seen in the global public Internet today [[BGP2](#)]. Assuming a BGP update message size of 100 bytes (800bits), the total amount of BGP control message traffic to a single c-ASBR will be less than 2.5Mbps which is a nominal rate for modern data links.

Industry standard BGP routers provide configurable parameters with conservative default values. For example, the default hold time is 90 seconds, the default keepalive time is 1/3 of the hold time, and the default MinRouteAdvertisementInterval is 30 seconds for eBGP peers and 5 seconds for iBGP peers (see [Section 10 of \[RFC4271\]](#)). For the simple mobile routing system described herein, these parameters can be set to more aggressive values to support faster

neighbor/link failure detection and faster routing protocol convergence times. For example, a hold time of 3 seconds and a MinRouteAdvertisementInterval of 0 seconds for both iBGP and eBGP.

Instead of adjusting BGP default time values, BGP routers can use the Bidirectional Forwarding Detection (BFD) protocol [[RFC5880](#)] to quickly detect link failures that don't result in interface state changes, BGP peer failures, and administrative state changes. BFD is important in environments where rapid response to failures is required for routing reconvergence and, hence, communications continuity.

Each c-ASBR will be using eBGP both in the ATN/IPS and the INET with the ATN/IPS unicast IPv6 routes resolving over INET routes. Consequently, c-ASBRs and potentially s-ASBRs will need to support separate local ASes for the two BGP routing domains and routing policy or assure routes are not propagated between the two BGP routing domains. From a conceptual, operational and correctness standpoint, the implementation should provide isolation between the two BGP routing domains (e.g., separate BGP instances).

ADM-ULAs and MNP-ULAs begin with fd00::/8 followed by a pseudo-random 40-bit global ID to form the prefix [ULA]::/48, along with a 16-bit Subnet ID '\*' to form the prefix [ULA\*]::/64. Each individual address taken from [ULA\*]::/64 includes additional routing information in the interface identifier. For example, for the MNP 2001:db8:1:0::/56, the resulting MNP-ULA is [ULA\*]:2001:db8:1:0/120, and for the administrative address 1001:2002 the ADM-ULA is [ULA\*]::1001:2002/64 (see: [[I-D.templin-6man-omni](#)] for further

details). However, MNP-ULA prefixes installed in the BGP routing system always set the Global ID and Subnet ID to 0 (i.e., the "wildcard" subnet) since OMNI link forwarding decisions are based solely on the MNP found in the interface identifier independently of the Global/Subnet IDs.

This gives rise to a BGP routing system that must accommodate large numbers of long and non-aggregable MNP-ULA prefixes as well as moderate numbers of long and semi-aggregable ADM-ULA prefixes. The system is kept stable and scalable through the s-ASBR / c-ASBR hub-and-spokes topology which ensures that mobility-related churn is not exposed to the core.

## 7. Stub AS Mobile Routing Services

Stub ASes maintain intradomain routing information for mobile node clients, and are responsible for all localized mobility signaling without disturbing the BGP routing system. Clients can enlist the services of a candidate mobility service such as Mobile IPv6 (MIPv6) [[RFC6275](#)], LISP [[I-D.ietf-lisp-rfc6830bis](#)] or AERO [[I-D.templin-6man-aero](#)] according to the service offered by the stub AS. Further details of mobile routing services are out of scope for this document.

## 8. Implementation Status

The BGP routing topology described in this document has been modeled in realistic network emulations showing that at least 1 million MNP-ULAs can be propagated to each c-ASBR even on lightweight virtual machines. No BGP routing protocol extensions need to be adopted.

## 9. IANA Considerations

This document does not introduce any IANA considerations.

## 10. Security Considerations

ATN/IPS ASBRs on the open Internet are susceptible to the same attack profiles as for any Internet nodes. For this reason, ASBRs should employ physical security and/or IP securing mechanisms such as IPsec [[RFC4301](#)], WireGuard [[WG](#)], etc.

ATN/IPS ASBRs present targets for Distributed Denial of Service (DDoS) attacks. This concern is no different than for any node on the open Internet, where attackers could send spoofed packets to the node at high data rates. This can be mitigated by connecting ATN/IPS ASBRs over dedicated links with no connections to the Internet and/or



when ASBR connections to the Internet are only permitted through well-managed firewalls.

ATN/IPS s-ASBRs should institute rate limits to protect low data rate aviation data links from receiving DDoS packet floods.

BGP protocol message exchanges and control message exchanges used for route optimization must be secured to ensure the integrity of the system-wide routing information base. Security is based on IP layer security associations between peers which ensure confidentiality, integrity and authentication over secured tunnels (see above). Higher layer security protection such as TCP-AO [[RFC5926](#)] is therefore optional, since it would be redundant with the security provided at lower layers.

Data communications over route optimized paths should employ end-to-end higher-layer security since only the control plane and unoptimized paths are protected by lower-layer security. End-to-end higher-layer security mechanisms include QUIC-TLS [[RFC9001](#)], TLS [[RFC8446](#)], DTLS [[RFC6347](#)], SSH [[RFC4251](#)], etc. applied in a manner outside the scope of this document.

This document does not include any new specific requirements for mitigation of DDoS.

#### [10.1](#). Public Key Infrastructure (PKI) Considerations

In development of the overall ATN/IPS operational concept, ICAO addressed the security concerns in multiple ways to ensure coordination and consistency across the various groups. This also avoided potential duplicative work. Technical provisions related specifically to the operation of ATN/IPS are specified in supporting ATN/IPS standards. However, other considerations such as the establishment of a PKI, were determined to have an impact beyond ATN/IPS. ICAO created a Trust Framework Study Group (TFSG) to define various governance, policy, procedures and overall technical performance requirements for system connectivity and interoperability.

As part of their charter, the TSFG is specifically developing a concept of operations for a common aviation digital trust framework and principles to facilitate an interoperable secure, cyber resilient and seamless exchange of information in a digitally connected

environment. They are also developing governance principles, policy, procedures and requirements for establishing digital identity for a global trust framework that will consider any exchange of information among users of the aviation ecosystem, and to promote these concepts with all relevant stakeholders.

ATN/IPS will take advantage of the developments of TFSG within the overall ATN/IPS operational concept. As such, this will include the usage of the PKI specification resulting from the TFSG.

## 11. Acknowledgements

This work is aligned with the FAA as per the SE2025 contract number DTFAWA-15-D-00030.

This work is aligned with the NASA Safe Autonomous Systems Operation (SASO) program under NASA contract number NNA16BD84C.

This work is aligned with the Boeing Commercial Airplanes (BCA) Internet of Things (IoT) and autonomy programs.

This work is aligned with the Boeing Information Technology (BIT) MobileNet program.

The following individuals contributed insights that have improved the document: Ahmad Amin, Mach Chen, Russ Housley, Erik Kline, Hubert Kuenig, Tony Li, Gyan Mishra, Alexandre Petrescu, Dave Thaler, Pascal Thubert, Michael Tuxen, Tony Whyman.

## 12. References

### 12.1. Normative References

- [RFC2473] Conta, A. and S. Deering, "Generic Packet Tunneling in IPv6 Specification", [RFC 2473](#), DOI 10.17487/RFC2473, December 1998, <<https://www.rfc-editor.org/info/rfc2473>>.
- [RFC4193] Hinden, R. and B. Haberman, "Unique Local IPv6 Unicast Addresses", [RFC 4193](#), DOI 10.17487/RFC4193, October 2005, <<https://www.rfc-editor.org/info/rfc4193>>.
- [RFC4271] Rekhter, Y., Ed., Li, T., Ed., and S. Hares, Ed., "A Border Gateway Protocol 4 (BGP-4)", [RFC 4271](#), DOI 10.17487/RFC4271, January 2006, <<https://www.rfc-editor.org/info/rfc4271>>.

Internet-Draft

BGP for ATN/IPS

April 2022

- [RFC4291] Hinden, R. and S. Deering, "IP Version 6 Addressing Architecture", [RFC 4291](#), DOI 10.17487/RFC4291, February 2006, <<https://www.rfc-editor.org/info/rfc4291>>.
- [RFC4443] Conta, A., Deering, S., and M. Gupta, Ed., "Internet Control Message Protocol (ICMPv6) for the Internet Protocol Version 6 (IPv6) Specification", STD 89, [RFC 4443](#), DOI 10.17487/RFC4443, March 2006, <<https://www.rfc-editor.org/info/rfc4443>>.
- [RFC4456] Bates, T., Chen, E., and R. Chandra, "BGP Route Reflection: An Alternative to Full Mesh Internal BGP (IBGP)", [RFC 4456](#), DOI 10.17487/RFC4456, April 2006, <<https://www.rfc-editor.org/info/rfc4456>>.
- [RFC5880] Katz, D. and D. Ward, "Bidirectional Forwarding Detection (BFD)", [RFC 5880](#), DOI 10.17487/RFC5880, June 2010, <<https://www.rfc-editor.org/info/rfc5880>>.
- [RFC8200] Deering, S. and R. Hinden, "Internet Protocol, Version 6 (IPv6) Specification", STD 86, [RFC 8200](#), DOI 10.17487/RFC8200, July 2017, <<https://www.rfc-editor.org/info/rfc8200>>.

## [12.2.](#) Informative References

- [ATN] Maiolla, V., "The OMNI Interface - An IPv6 Air/Ground Interface for Civil Aviation, IETF Liaison Statement #1676, <https://datatracker.ietf.org/liaison/1676/>", 3 March 2020.
- [ATN-IPS] WG-I, ICAO., "ICAO Document 9896 (Manual on the Aeronautical Telecommunication Network (ATN) using Internet Protocol Suite (IPS) Standards and Protocol), Draft Edition 3 (work-in-progress)", 10 December 2020.
- [BGP] Huston, G., "BGP in 2015, <http://potaroo.net>", January 2016.
- [BGP2] Huston, G., "BGP Instability Report, <http://bgpupdates.potaroo.net/instability/bgpupd.html>", May 2017.

[CBB] Dul, A., "Global IP Network Mobility using Border Gateway Protocol (BGP), [http://www.quark.net/docs/Global\\_IP\\_Network\\_Mobility\\_using\\_BGP.pdf](http://www.quark.net/docs/Global_IP_Network_Mobility_using_BGP.pdf)", March 2006.

Templin, et al.

Expires 21 October 2022

[Page 24]

---

Internet-Draft

BGP for ATN/IPS

April 2022

[I-D.ietf-lisp-rfc6830bis]

Farinacci, D., Fuller, V., Meyer, D., Lewis, D., and A. Cabellos, "The Locator/ID Separation Protocol (LISP)", Work in Progress, Internet-Draft, [draft-ietf-lisp-rfc6830bis-36](#), 18 November 2020, <<https://www.ietf.org/archive/id/draft-ietf-lisp-rfc6830bis-36.txt>>.

[I-D.templin-6man-aero]

Templin, F. L., "Automatic Extended Route Optimization (AERO)", Work in Progress, Internet-Draft, [draft-templin-6man-aero-42](#), 9 April 2022, <<https://www.ietf.org/archive/id/draft-templin-6man-aero-42.txt>>.

[I-D.templin-6man-omni]

Templin, F. L., "Transmission of IP Packets over Overlay Multilink Network (OMNI) Interfaces", Work in Progress, Internet-Draft, [draft-templin-6man-omni-57](#), 9 April 2022, <<https://www.ietf.org/archive/id/draft-templin-6man-omni-57.txt>>.

[RFC2784] Farinacci, D., Li, T., Hanks, S., Meyer, D., and P. Traina, "Generic Routing Encapsulation (GRE)", [RFC 2784](#), DOI 10.17487/RFC2784, March 2000, <<https://www.rfc-editor.org/info/rfc2784>>.

[RFC4251] Ylonen, T. and C. Lonvick, Ed., "The Secure Shell (SSH) Protocol Architecture", [RFC 4251](#), DOI 10.17487/RFC4251, January 2006, <<https://www.rfc-editor.org/info/rfc4251>>.

[RFC4301] Kent, S. and K. Seo, "Security Architecture for the Internet Protocol", [RFC 4301](#), DOI 10.17487/RFC4301, December 2005, <<https://www.rfc-editor.org/info/rfc4301>>.

- [RFC5926] Lebovitz, G. and E. Rescorla, "Cryptographic Algorithms for the TCP Authentication Option (TCP-AO)", [RFC 5926](#), DOI 10.17487/RFC5926, June 2010, <<https://www.rfc-editor.org/info/rfc5926>>.
- [RFC6275] Perkins, C., Ed., Johnson, D., and J. Arkko, "Mobility Support in IPv6", [RFC 6275](#), DOI 10.17487/RFC6275, July 2011, <<https://www.rfc-editor.org/info/rfc6275>>.
- [RFC6347] Rescorla, E. and N. Modadugu, "Datagram Transport Layer Security Version 1.2", [RFC 6347](#), DOI 10.17487/RFC6347, January 2012, <<https://www.rfc-editor.org/info/rfc6347>>.

Templin, et al.

Expires 21 October 2022

[Page 25]

---

Internet-Draft

BGP for ATN/IPS

April 2022

- [RFC6793] Vohra, Q. and E. Chen, "BGP Support for Four-Octet Autonomous System (AS) Number Space", [RFC 6793](#), DOI 10.17487/RFC6793, December 2012, <<https://www.rfc-editor.org/info/rfc6793>>.
- [RFC6996] Mitchell, J., "Autonomous System (AS) Reservation for Private Use", [BCP 6](#), [RFC 6996](#), DOI 10.17487/RFC6996, July 2013, <<https://www.rfc-editor.org/info/rfc6996>>.
- [RFC8446] Rescorla, E., "The Transport Layer Security (TLS) Protocol Version 1.3", [RFC 8446](#), DOI 10.17487/RFC8446, August 2018, <<https://www.rfc-editor.org/info/rfc8446>>.
- [RFC9001] Thomson, M., Ed. and S. Turner, Ed., "Using TLS to Secure QUIC", [RFC 9001](#), DOI 10.17487/RFC9001, May 2021, <<https://www.rfc-editor.org/info/rfc9001>>.
- [WG] Donenfeld, J., "WireGuard: Fast, Modern, Secure VPN Tunnel", <https://www.wireguard.com/>, February 2022.

## [Appendix A](#). BGP Convergence Considerations

Experimental evidence has shown that BGP convergence time required after an MNP-ULA is asserted at a new location or withdrawn from an old location can be several hundred milliseconds even under optimal AS peering arrangements. This means that packets in flight destined to an MNP-ULA route that has recently been changed can be (mis)delivered to an old s-ASBR after a Client has moved to a new

s-ASBR.

To address this issue, the old s-ASBR can maintain temporary state for a "departed" Client that includes an OAL address for the new s-ASBR. The OAL address never changes since ASBRs are fixed infrastructure elements that never move. Hence, packets arriving at the old s-ASBR can be forwarded to the new s-ASBR while the BGP routing system is still undergoing reconvergence. Therefore, as long as the Client associates with the new s-ASBR before it departs from the old s-ASBR (while informing the old s-ASBR of its new location) packets in flight during the BGP reconvergence window are accommodated without loss.

## [Appendix B](#). Change Log

<< RFC Editor - remove prior to publication >>

Differences from earlier versions:

- \* Submit for RFC publication.

Templin, et al.

Expires 21 October 2022

[Page 26]

---

Internet-Draft

BGP for ATN/IPS

April 2022

### Authors' Addresses

Fred L. Templin (editor)  
Boeing Research & Technology  
P.O. Box 3707  
Seattle, WA 98124  
United States of America  
Email: fltemplin@acm.org

Greg Saccone  
Boeing Research & Technology  
P.O. Box 3707  
Seattle, WA 98124  
United States of America  
Email: gregory.t.saccone@boeing.com

Gaurav Dawra  
LinkedIn  
United States of America

Email: gdawra.ietf@gmail.com

Acee Lindem  
Cisco Systems, Inc.  
United States of America  
Email: acee@cisco.com

Victor Moreno  
Cisco Systems, Inc.  
United States of America  
Email: vimoreno@cisco.com