

INTERNET-DRAFT  
Internet Engineering Task Force  
Issued: January 2003  
Expires: July 2003

L. Coene(Ed)  
Siemens  
J. Pastor  
Ericsson

Telephony Signalling Transport over SCTP applicability statement  
< [draft-ietf-sigtran-signalling-over-sctp-applic-07.txt](#)>

#### Status of this Memo

This document is an Internet-Draft and is in full conformance with all provisions of [Section 10 of RFC2026](#). Internet-Drafts are working documents of the Internet Engineering Task Force (IETF), its areas, and its working groups. Note that other groups may also distribute working documents as Internet-Drafts.

Internet-Drafts are draft documents valid for a maximum of six months and may be updated, replaced, or obsoleted by other documents at any time. It is inappropriate to use Internet-Drafts as reference material or to cite them other than as "work in progress."

The list of current Internet-Drafts can be accessed at  
<http://www.ietf.org/ietf/1ID-abstracts.txt>

The list of Internet-Draft Shadow Directories can be accessed at  
<http://www.ietf.org/shadow.html>

#### Abstract

This document describes the applicability of the new protocols developed under the signalling transport framework[RFC2719]. A description of the main issues regarding the use of the Stream Control Transmission Protocol (SCTP)[[RFC2960](#)] and each adaptation layer for transport of telephony signalling information over IP infrastructure is explained.



## Table of contents

Telephony signalling over SCTP Applicability statement .....	<a href="#"><u>ii</u></a>
Chapter 1: Introduction .....	<a href="#"><u>2</u></a>
Chapter 1.1: Scope .....	<a href="#"><u>3</u></a>
Chapter 1.2: Terminology .....	<a href="#"><u>3</u></a>
Chapter 1.3: Contributors .....	<a href="#"><u>3</u></a>
Chapter 2: SIGTRAN architecture .....	<a href="#"><u>4</u></a>
Chapter 2.1: Overview .....	<a href="#"><u>4</u></a>
Chapter 3: Issues for transporting Telephony signalling information over SCTP .....	<a href="#"><u>6</u></a>
Chapter 3.1: Congestion control .....	<a href="#"><u>6</u></a>
Chapter 3.2: Detection of failures .....	<a href="#"><u>6</u></a>
Chapter 3.2.1: Retransmission Timeout (RTO) calculation .....	<a href="#"><u>7</u></a>
Chapter 3.2.2: Heartbeat .....	<a href="#"><u>7</u></a>
Chapter 3.2.3: Maximum Number of retransmissions .....	<a href="#"><u>7</u></a>
Chapter 3.3: Shorten end-to-end message delay .....	<a href="#"><u>7</u></a>
Chapter 3.4: Bundling considerations .....	<a href="#"><u>8</u></a>
Chapter 3.5: Stream Usage .....	<a href="#"><u>8</u></a>
Chapter 4: User Adaptation Layers.....	<a href="#"><u>8</u></a>
Chapter 4.1: Access Signalling.....	<a href="#"><u>11</u></a>
Chapter 4.1.1: IUA (ISDN Q.921 User Adaptation) .....	<a href="#"><u>11</u></a>
Chapter 4.1.2: V5UA (V5.2-User Adaptation) Layer .....	<a href="#"><u>12</u></a>
Chapter 4.1.3: DUA (DPNSS/DASS User adaptation) Layer .....	<a href="#"><u>13</u></a>
Chapter 4.2: Network Signalling .....	<a href="#"><u>13</u></a>
Chapter 4.2.1: MTP lvl3 over IP .....	<a href="#"><u>14</u></a>
Chapter 4.2.1.1: M2UA (SS7 MTP2-User Adaptation) Layer .....	<a href="#"><u>14</u></a>
Chapter 4.2.1.2: M2PA (SS7 MTP2-User Peer-to-Peer Adaptation) ..	<a href="#"><u>15</u></a>
Chapter 4.2.1.3: Main difference between M2PA and M2UA .....	<a href="#"><u>16</u></a>
Chapter 4.2.2: M3UA (SS7 MTP3 User Adaptation) Layer .....	<a href="#"><u>17</u></a>
Chapter 4.2.3: SUA (SS7 SCCP User Adaptation) Layer .....	<a href="#"><u>18</u></a>
Chapter 5: Security considerations .....	<a href="#"><u>20</u></a>
Chapter 6: References and related work .....	<a href="#"><u>20</u></a>
Chapter 7: Acknowledgments .....	<a href="#"><u>21</u></a>
Chapter 8: Author's address .....	<a href="#"><u>22</u></a>

## **1 INTRODUCTION**

Coene & Pastor

[Page 2]

This document intends to inform how to transport telephony signalling protocols, used in classic telephony systems, over IP networks. The whole architecture is called SIGTRAN (Signalling Transport) as described in [RFC2719](#) and is composed of a transport protocol(SCTP) and several User Adaptation layers(UAL). The transport protocol SCTP has been developed to fulfill the stringent requirements that telephony signalling networks have. The set of User Adaptation layers have also been introduced to make it possible that different signalling protocols can use the SCTP layer.

## **[1.1](#) Scope**

The scope of this document is to explain the way that user adaptation layers and SCTP protocols have to be used to transport Telephony signalling information over IP.

## **[1.2](#) Terminology**

The following terms are commonly identified in related work:

Association: SCTP connection between two endpoints.

Stream: A uni-directional logical channel established within an association, within which all user messages are delivered in sequence except for those submitted to the unordered delivery service.

SPU: Signalling protocol user, the application on top of the User adaptation layer.

CTSP: Classical Telephony Signalling protocol(examples: MTP level2, MTP level 3, SCCP....).

UAL: User adaptation layer: the protocol that encapsulate the upper layer telephony signalling protocols that are to be transported over SCTP/IP.

ISEP: IP signalling endpoint: a IP node that implements SCTP and a User adaptation layer.

SP: signalling point

### **1.3 Contributors**

Coene & Pastor

[Page 3]

The following people contributed to the document: L. Coene(Editor), M. Tuexen, G. Verwimp, J. Loughney, R.R. Stewart, Qiaobing Xie, M. Holdrege, M.C. Belinchon, A. Jungmaier, J. Pastor and L. Ong.

## 2 SIGTRAN architecture

The SIGTRAN architecture describes the transport of signalling information over IP infrastructure.

Telephony Signalling transport over IP normally uses the following architecture:




Figure 1.1: Telephony signalling transport protocol stack

The components of the protocol stack are :

(1) Adaptation modules are used when the telephony application needs to preserve an existing primitive interface. (e.g. management indications, data operation primitives, ... for a particular user/application protocol).

(2) SCTP, specially configured to meet the telephony application performance requirements.

(3) The standard Internet Protocol.

The telephony signalling protocols to be transported can be:

- SS7 MTP3 users: SCCP, ISUP, TUP...

- SS7 MTP2 users: MTP3
- SS7 SCCP users: RANAP, MAP(+TCAP), INAP(+TCAP)...



- ISDN Q.921 users: Q.931
- V5.2/DSS1
- ....

Every classic telephony protocol can have a corresponding UAL developed.

The user adaptation layers(UALs) are a set of protocols that encapsulate a specific signalling protocol to be transported over SCTP. The adaptation is done in a way that the upper signalling protocols that are relayed remain unaware that the lower layers are different to the original lower telephony signalling layers. In that sense, the upper interface of the user adaptation layers need to be the same as the upper layer interface to its original lower layer. If a MTP user is being relayed over the IP network, the related UAL used to transport the MTP user will have the same upper interface as MTP has.

The Stream Control Transmission protocol was designed to fulfill the stringent transport requirements that classical signalling protocols have and is therefore the recommended transport protocol to use for this purpose.

The following functions are provided by SCTP:

- Reliable Data Transfer
- Multiple streams to help avoid head-of-line blocking
- Ordered and unordered data delivery on a per-stream basis
- Bundling and fragmentation of user data
- Congestion and flow control
- Support continuous monitoring of reachability
- Graceful termination of association
- Support of multi-homing for added reliability
- Protection against blind denial-of-service attacks
- Protection against blind masquerade attacks

SCTP is used as the transport protocol for telephony signalling applications. Message boundaries are preserved during data

transport by SCTP and so each UAL can specify its own message structure withing the SCTP user data. The SCTP user data can be delivered by the order of transmission within a stream(in sequence delivery) or unordered.

SCTP can be used to provide redundancy at the transport layer and below. Telephony applications needing this level of redundancy can make use of SCTP's multi-homing support.

SCTP can be used for telephony applications where head-of-line blocking is a concern. Such an application should use multiple streams to provide independent ordering of telephony signalling messages.

### **3 Issues for transporting telephony signalling over SCTP**

Transport of telephony signalling requires special considerations. In order to use SCTP, special care must be taken to meet the performance, timing and failure management requirements.

#### **3.1 Congestion Control**

The basic mechanism of congestion control in SCTP have been described in [[RFC2960](#)]. SCTP congestion control sometimes conflicts with the timing requirements of telephony signalling application messages which are transported by SCTP. During congestion, messages may be delayed by SCTP, thus sometimes violating the timing requirements of those telephony applications.

In an engineered network (e.g. a private intranet), in which network capacity and maximum traffic are very well understood, some telephony signalling applications may choose to relax the congestion control rules of SCTP in order to satisfy the timing requirements. In order to do this, they should employ their own congestion control mechanisms. But this should be done without destabilising the network, otherwise this would lead to potential congestion collapse of the network.

Some telephony signalling applications may have their own congestion control and flow control techniques. These techniques may interact with the congestion control procedures in SCTP.

#### **3.2 Detection of failures**

Telephony systems often must have no single point of failure in

operation.

The UAL must meet certain service availability and performance requirements according to the classical signalling layers they are

replacing. Those requirements may be specific for each UAL.

For example, telephony systems are often required to be able to preserve stable calls during a component failure. Therefore error situations at the transport layer and below must be detected quickly so that the UAL can take appropriate steps to recover and preserve the calls. This poses special requirements on SCTP to discover unreachability of a destination address or a peer.

### **3.2.1 Retransmission TimeOut (RTO) calculation**

The SCTP protocol parameter RTO.Min value has a direct impact on the calculation of the RTO itself. Some telephony applications want to lower the value of the RTO.Min to less than 1 second. This would allow the message sender to reach the maximum number-of-retransmission threshold faster in the case of network failures. However, lowering RTO.Min may have a negative impact on network behaviour [[ALLMAN99](#)].

In some rare cases, telephony applications might not want to use the exponential timer back-off concept in RTO calculation in order to speed up failure detection. The danger of doing this is that, when network congestion occurs, not backing off the timer may worsen the congestion situation. Therefore, this strategy should never be used in public Internet.

It should be noted that not using delayed SACK will also help faster failure detection.

### **3.2.2 Heartbeat**

For faster detection of (un)availability of idle paths, the telephony application may consider lowering the SCTP parameter HB.interval. It should be noted this might result in a higher traffic load.

### **3.2.3 Maximum number of retransmissions**

Setting Path.Max.Retrans and Association.Max.Retrans SCTP parameters to lower values will speed up both destination address and peer failure detection. However, if these values are set too low, the

probability of false fault detections might increase.

### **[3.3](#) Shorten end-to-end message delay**

Telephony applications often require short end-to-end message delays. The method described in [section 3.2.1](#) on lowering RT0 may be considered. The different paths within a single association will have a different RT0, so using the path with the lowest RT0 will lead to a shorter end-to-end message delay for the application running on top of the UAL's.

### **[3.4](#) Bundling considerations**

Bundling small telephony signalling messages at transmission helps improve the bandwidth usage efficiency of the network. On the downside, bundling may introduce additional delay to some of the messages. This should be taken into consideration when end-to-end delay is a concern.

### **[3.5](#) Stream Usage**

Telephony signalling traffic is often composed of multiple, independent message sequences. It is highly desirable to transfer those independent message sequences in separate SCTP streams. This reduces the probability of head-of-line blocking in which the retransmission of a lost message affects the delivery of other messages not belonging to the same message sequence.

## **4. User Adaptation Layers**

Users Adaptation Layers (UALs) are defined to encapsulate different signalling protocols in order to transport them over SCTP/IP

There are UALs for both access signalling (DSS1) and trunk signalling (SS7). A brief description of the standardized UALs follows in the next sub-sections.

The delivery mechanism in the several UALs

- Supports seamless operation of UALs user peers over an IP network connection.

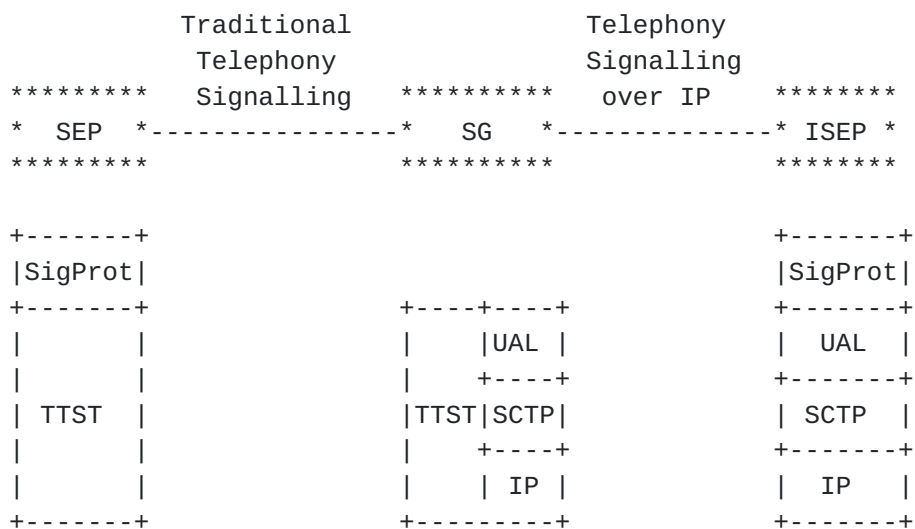
- Supports the interface boundary that the UAL user had with the traditional lower layer.



- ISDN Q.921 Users: Q.931
- V5.2/DSS1
- DPNSS/DASS2
- SS7 MTP3 Users: SCCP, ISUP, TUP
- SS7 MTP2 Users: MTP3
- SS7 SCCP Users: TCAP, RANAP, BSSAP, ...

Two main scenarios have been developed to use the different UALS for IP Signalling Transport:

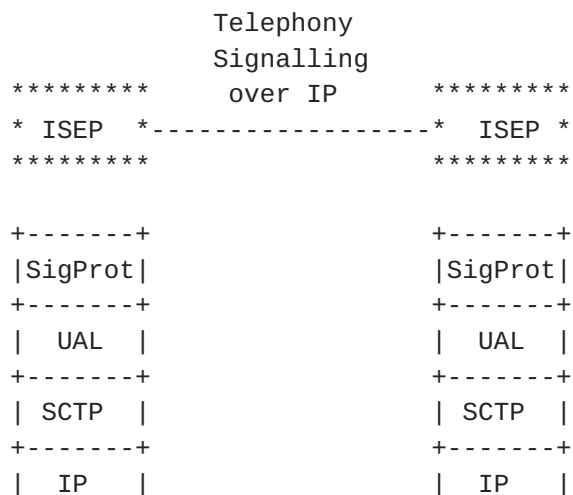
- (1) Intercommunication of traditional Signalling transport nodes and IP based nodes.



SEP     -    Signalling Endpoint  
 SG      -    Signalling Gateway  
 ISEP    -    IP Signalling Endpoint  
 SigProt -    Signalling Protocol  
 TTST    -    Traditional Telephony Signalling Transport  
 UAL     -    User Adaptation Layer  
 SCTP    -    Stream Control Transport Protocol

It is also referred as SG to AS communication. AS I the name that UAL usually gives to the ISEP nodes. It stands for Application Server.

- (2) Communication inside the IP network.



+-----+

+-----+

This is also referred to as IPSP communication. IPSP is the name

Coene & Pastor

[Page 10]

of the role that an UAL plays on an IP-based node. It stands for IP Signalling Point.

The first scenario is applied for both types of signalling (access and trunk signalling). On the other hand the peer to peer basis can only be used for trunk signalling.

#### 4.1 Access Signalling

The SIGTRAN WG have developed UALs to transport the following Access Signalling protocols:

- ISDN Q.931
- V5.2
- DPNSS/DASS2

##### 4.1.1 ISDN Q.931 over IP

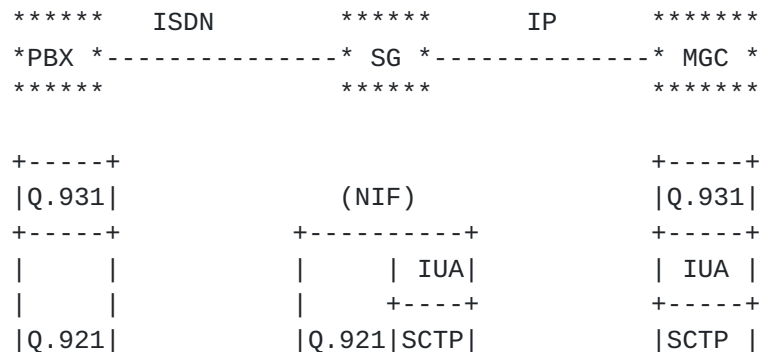
UAL: IUA (ISDN Q.921 User Adaptation)

This document supports both ISDN Primary Rate Access (PRA) as well as Basic Rate Access (BRA) including the support for both point-to-point and point-to-multipoint modes of communication. This support includes Facility Associated Signalling (FAS), Non-Facility Associated Signalling (NFAS) and NFAS with backup D channel.

It implements the client/server architecture. The default orientation would be for the SG to take on the role of server while the ISEP is the client. The SCTP (and UDP/TCP) Registered User Port Number Assignment for IUA is 9900.

Examples of the upper layers to be transported would be Q.931 and QSIG.

The main scenario supported by this UAL is the SG to ISEP communication where the ISEP role is typically played by a node called MGC defined in [[RFC2719](#)].



+-----+	

	+-----+	
	IP	
+-----+-----+		

+-----+	
IP	
+-----+	

NIF - Nodal Interworking Function  
 PBX - Private Branch Exchange  
 SCTP - Stream Control Transmission Protocol  
 IUA - ISDN User Adaptation Layer Protocol

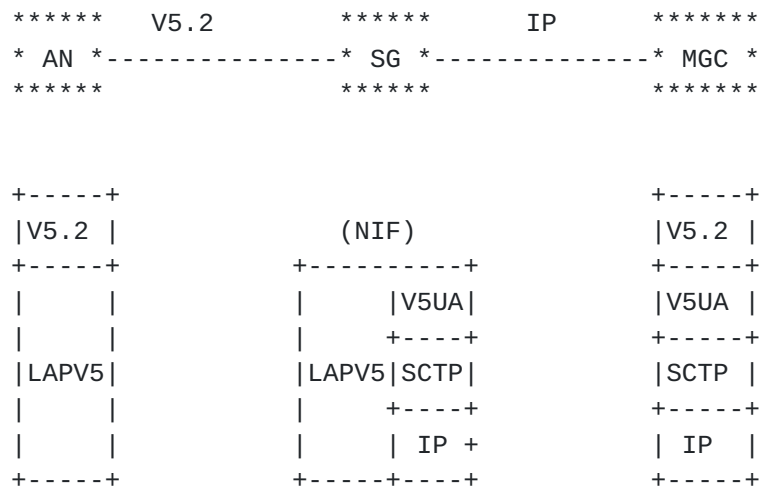
The SCTP (and UDP/TCP) Registered User Port Number Assignment for IUA is 9900.

The value assigned by IANA for the Payload Protocol Identifier in the SCTP Payload Data chunk is 010

#### 4.1.2 V5UA over IP

UAL: V5UA (V5.2-User Adaptation)

It is an extension from the IUA layer with the modifications needed to support the differences between Q.921 / Q.931, and V5.2 layer 2 / layer 3. It supports analog telephone access, ISDN basic rate access and ISDN primary rate access over a V5.2 interface. It is basically implemented in an interworking scenario with SG.



AN     û Access Network  
 NIF    û Nodal Interworking Function  
 LAPV5 û Link Access Protocol for the V5 channel  
 SCTP   - Stream Control Transmission Protocol

The SCTP (and UDP/TCP) Registered User Port Number Assignment for V5UA is 5675.

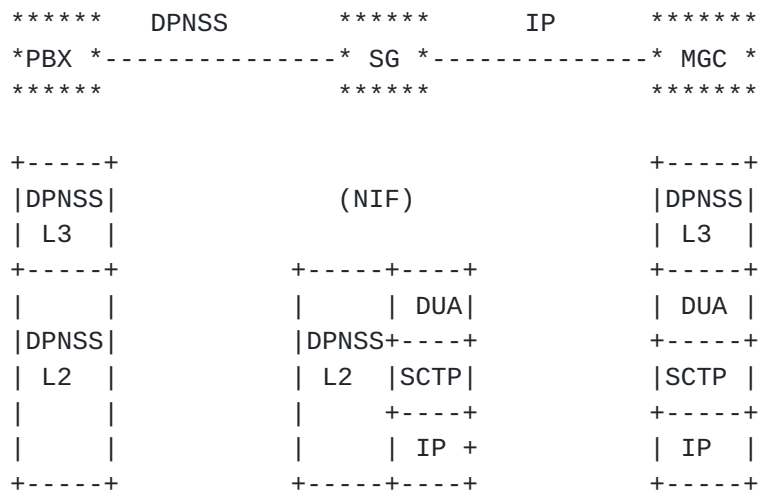


The value assigned by IANA for the Payload Protocol Identifier in the SCTP Payload Data chunk is "6".

#### 4.1.3 DPNSS/DASS2 over IP

UAL: DUA (DPNSS/DASS2 User Adaptation)

The DUA is built on top of IUA defining the necessary extensions to IUA for a DPNSS/DASS2 transport. DPNSS stands for Digital Private Network Signalling System and DASS2 for Digital Access Signalling System No 2



PBX - Private Branch eXchange  
 NIF - Nodal Interworking function  
 SCTP - Stream Control Transmission Protocol  
 DUA - DPNSS User Adaptation Layer Protocol

The value assigned by IANA for the Payload Protocol Identifier in the SCTP Payload Data chunk is "TBD".

#### 4.2 Network Signalling

The SIGTRAN WG have developed UALs to transport the following SS7 protocols:

- MTP2 Users: MTP3
- MTP3 Users: ISUP, TUP, SCCP

- SCCP Users: TCAP, RNSAP, RANAP, BSSAP, ...

#### 4.2.1 MTP lvl3 over IP

UALs:

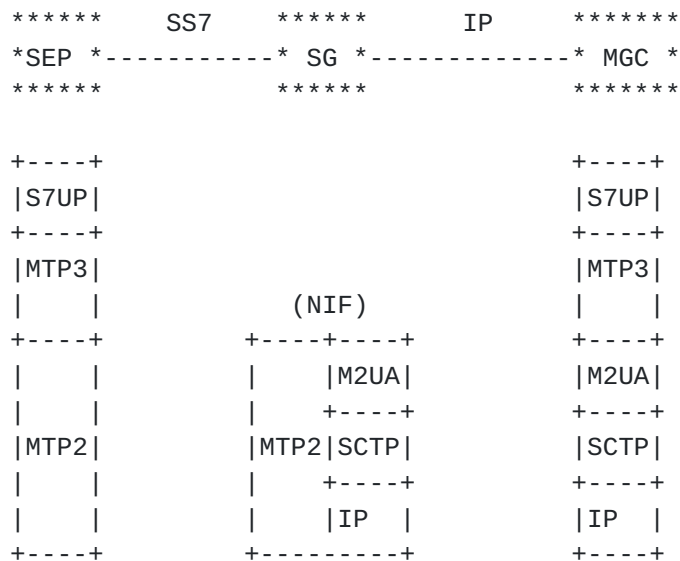
- M2UA (SS7 MTP2 User Adaptation)
- M2PA (SS7 MTP2-User Peer-to-Peer Adaptation)

#### 4.2.1.1 M2UA (SS7 MTP2 User Adaptation)

M2UA protocol is mainly used between a Signalling Gateway (SG) and Media Gateway Controller (MGC). The SG will terminate up to MTP Level 2 and the MGC will terminate MTP Level 3 and above. In other words, the SG will transport MTP Level 3 messages over an IP network to a MGC.

The only SS7 MTP2 User is MTP3 that is the protocol transported by this UAL.

The SG provides a interworking of transport functions with the IP transport, in order to transfer the MTP2-User signalling messages to and from an Application Server (e.g. MGC) where the peer MTP2-User protocol layer exists.



MGC - Media Gateway Controller  
 SG - Signalling Gateway  
 SEP - SS7 Signalling Endpoint  
 NIF - Nodal Interworking Function  
 IP - Internet Protocol  
 SCTP - Stream Control Transmission Protocol

The SCTP (and UDP/TCP) Registered User Port Number Assignment for M2UA is 2904.

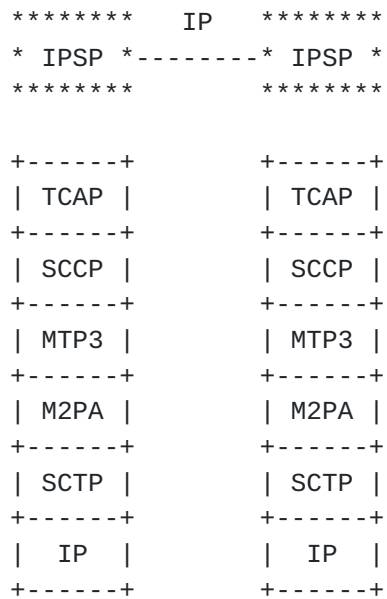
The value assigned by IANA for the Payload Protocol Identifier in the SCTP Payload Data chunk is "2"

#### 4.2.1.2 M2PA (SS7 MTP2-User Peer-to-Peer Adaptation) Layer

M2PA protocol is used between SS7 Signalling Points employing the MTP Level 3 protocol. The SS7 Signalling Points may also employ standard SS7 links using the SS7 MTP Layer 2 to provide transport of MTP Layer 3 signalling messages.

Both configurations: intercommunication of SS7 and IP with SG and communication between ISEPs are possible.

Communication between two IP nodes:

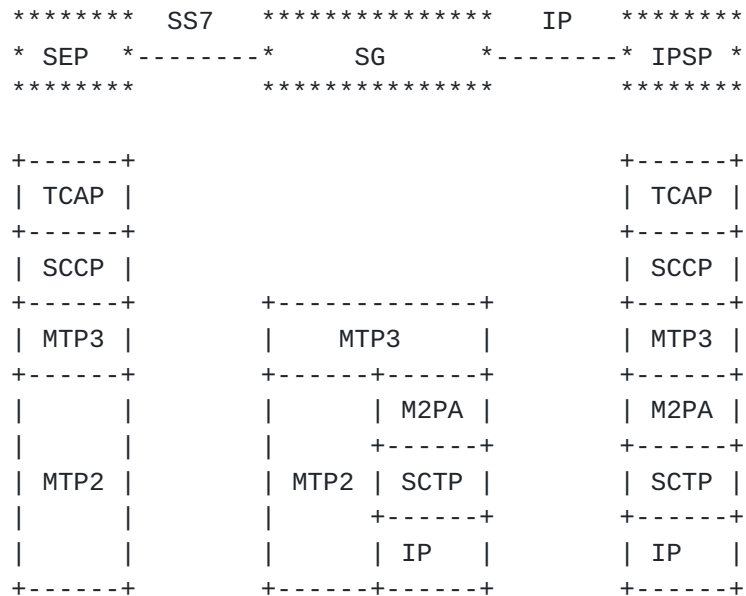


IP - Internet Protocol  
IPSP - IP Signalling Point  
SCTP - Stream Control Transmission Protocol

Interconnection of SS7 and IP nodes:

Coene & Pastor

[Page 15]



SEP - SS7 Signalling Endpoint

These figures are only an example. Other configurations are possible. For example, IPSPs without traditional SS7 links could use the protocol layers MTP3/M2PA/SCTP/IP to route SS7 messages in a network with all IP links.

Another example is that two SGs could be connected over an IP network to form an SG mated pair similar to the way STPs are provisioned in traditional SS7 networks.

The SCTP (and UDP/TCP) Registered User Port Number Assignment for M2PA is TBD.

The value assigned by IANA for the Payload Protocol Identifier in the SCTP Payload Data chunk is TBD

#### 4.2.1.3 Main differences between M2PA and M2UA:

- a. M2PA: IPSP processes MTP3/MTP2 primitives.  
M2UA: MGC transports MTP3/MTP2 primitives between the SG's MTP2 and the MGC's MTP3 (via the NIF) for processing.
- b. M2PA: SG-IPSP connection is an SS7 link.  
M2UA: SG-MGC connection is not an SS7 link. It is an extension of MTP to a remote entity.
- c. M2PA: SG is an SS7 node with a point code.

M2UA: SG is not an SS7 node and has no point code.

d. M2PA: SG can have upper SS7 layers, e.g., SCCP.

M2UA: SG does not have upper SS7 layers since it has no MTP3.



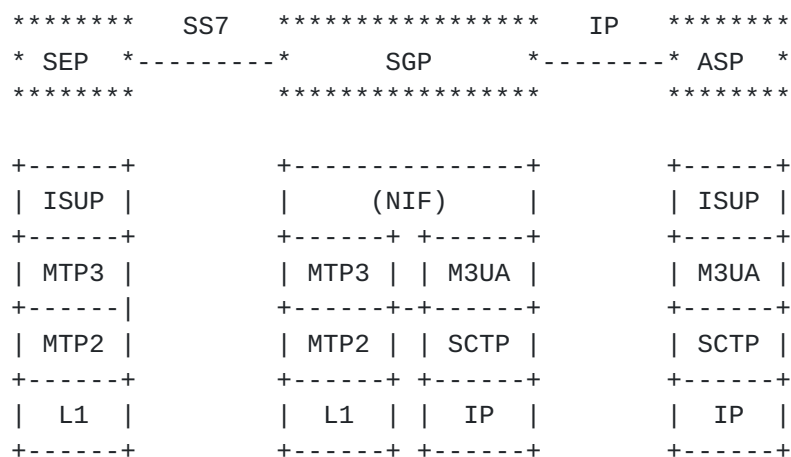
- e. M2PA: relies on MTP3 for management procedures.
- M2UA: uses M2UA management procedures.

#### 4.3 MTP lvl3-Users (ISUP, TUP, SCCP) over IP

UAL: M3UA (SS7 MTP3 User Adaptation)

M3UA protocol supports the transport of any SS7 MTP3-User signalling such as TUP, ISUP and SCCP over IP using the services of SCTP.

Interconnection of SS7 and IP nodes:



SEP - SS7 Signalling End Point

SCTP - Stream Control Transmission Protocol

NIF - Nodal Interworking Function

Communication between two IP nodes:

Coene & Pastor

[Page 17]

```

*****      IP      *****
* IPSP *-----* IPSP *
*****      *****

+-----+          +-----+
|SCCP- |          |SCCP- |
| User |          | User |
+-----+          +-----+
|  SCCP |          |  SCCP |
+-----+          +-----+
| M3UA |          | M3UA |
+-----+          +-----+
|  SCTP |          |  SCTP |
+-----+          +-----+
|   IP  |          |   IP  |
+-----+          +-----+

```

It works using the client-server philosophy. ISEP is recommended to be client when talking with a SG. The reserved port by IANA is 2905 to listen to possible client connections.

The assigned payload protocol identifier for the SCTP DATA chunks is 030.

#### 4.4 SCCP-Users over IP

UAL: SUA (SS7 SCCP User Adaptation)

SUA protocol supports the transport of any SS7 SCCP-User signalling such as MAP, INAP, SMS, BSSAP, RANAP over IP using the services of SCTP. SUA can support only non-call related signalling.

SUA does not pose stringent timing constraints on SCTP due to the fact that SUA applications have broad timing requirement (from 10 of seconds to hours) which the applications guard themselves and the timing supervision of the application is end-to-end, not hop-by-hop(as with ISUP).

Possible configurations are showed in the pictures below.

- Interconnection of SS7 and IP:

```

*****
* SEP * IP * IP *
* or *-----* SG *-----* ASP *
* STP * * * *
*****

```

```

+-----+
| SUAP |
+-----+
+-----+-----+
| SCCP |   | SCCP | SUA |   | SUA |
+-----+
+-----+-----+
|   |   |   |   |   |   |
| MTP3 |   | MTP3 | SCTP |   | SCTP |
|   |   |   |   |   |   |
+-----+
+-----+-----+
| MTP2 |   | MTP2 | IP |   | IP |
+-----+
+-----+-----+

```

SUAP - SCCP/SUA User Protocol (TCAP, for example)

STP - SS7 Signalling Transfer Point

- IP Node to IP Node communication:

```

*****
* * IP *
* IPSP *-----* IPSP *
* * *
*****

+-----+
| SUAP |
+-----+
+-----+
| SUA |
+-----+
+-----+
| SCTP |
+-----+
+-----+
| IP |
+-----+
+-----+

```

IANA has registered SCTP Port Number 14001 for SUA. It is recommended that SGs use this SCTP port number for listening for new connections. The payload protocol identifier for the SCTP DATA chunks is "4".



## **5 Security considerations**

UALs are designated to carry signalling messages for telephony services. As such, UALs must involve the security needs of several parties: the end users of the services; the network providers and the applications involved. Additional requirements may come from local regulation. While having some overlapping security needs, any security solution should fulfill all of the different parties' needs. See specific Security considerations in each UAL technical specification.

SCTP only tries to increase the availability of a network. SCTP does not contain any protocol mechanisms which are directly related to communication security, i.e. user message authentication, integrity or confidentiality functions. For such features, it depends on security protocols. In the field of system security, SCTP includes mechanisms for reducing the risk of blind denial-of-service attacks as it is described in [section 11 in RFC2960](#).

This document does not add any new components to the protocols included in the discussion. For secure use of the SIGTRAN protocols the readers should go through the "Security Considerations for SIGTRAN protocols" [[RFCSIGSEC](#)]). According to that document, the use of the IPsec is the main recommendation to secure SIGTRAN protocols in the Internet, but TLS is also considered as a perfectly valid option to be used in certain scenarios. Recommendations of usage are also included.

## **6 References and related work**

[RFC2960] Stewart, R. R., Xie, Q., Morneault, K., Sharp, C. , , Schwarzbauer, H. J., Taylor, T., Rytina, I., Kalla, M., Zhang, L. and Paxson, V, "Stream Control Transmission Protocol", [RFC2960](#), October 2000.

[RF3257] Coene, L., Tuexen, M., Verwimp, G., Loughney, J., Stewart, R. R., Xie, Q., Holdrege, M., Belinchon, M.C., and Jungmayer, A., "Stream Control Transmission Protocol Applicability statement", [RFC3257](#), April 2002.

[RFC2719] Ong, L., Rytina, I., Garcia, M., Schwarzbauer, H., Coene, L., Lin, H., Juhasz, I., Holdrege, M., Sharp, C., "Framework Architecture for Signalling Transport", [RFC2719](#), October 1999.



[RFC3057] Morneault, K., Rengasami, S., Kalla, M., Sidebottom, G., "ISDN Q.921-User Adaptation Layer", [RFC3057](#), February 2001.

[RFC3331] Morneault, K., Dantu, R., Sidebottom, G., George, T., Bidulock, B., Heitz, J., "Signaling System 7 (SS7) Message Transfer Part (MTP) 2 - User Adaptation Layer", [RFC3331](#), September 2002.

[RFC3332] Sidebottom, G., Pastor-Balbas, J., Rytina, I., Mousseau, G., Ong, L., Schwarzbauer, H.J., Gradischnig, K., Morneault, K., Kalla, M., Glaude, N., Bidulock, B., Loughney, J., "SS7 MTP3-User Adaptation Layer (M3UA)", [RFC3332](#), September 2002.

[RFCzzzz] Loughney, J., Sidebottom, G., Mousseau, G., Lorusso, S., Coene, L., Verwimp, G., Keller, J., Escobar, F., Sully, W., Furniss, S., Bidulock, B., "SS7 SCCP-User Adaptation Layer (SUA)", RFCzzzz, May 2002.

[RFCwww] George, T., Dantu, R., Kalla, M., Schwarzbauer, H.J., Sidebottom, G., Morneault, K., "SS7 MTP2-User Peer-to-Peer Adaptation Layer", RFCwww, June 2002.

[RFCqqqq] Weilandt, E., Khanchandani, N., Rao, S., "V5.2-User Adaptation Layer (V5UA)", RFCqqqq, June 2002

[RFCtttt] Vydyam, A., Mukundan, R., Mangalpally, N., Morneault, K., "DPNSS/DASS 2 extensions to the IUA protocol", RFCtttt, August 2002.

[ALLMAN99] Allman, M. and Paxson, V., "On Estimating End-to-End Network Path Properties", Proc. SIGCOMM'99, 1999.

[RFCSIGSEC] Loughney, J., Tuexen, M. and Pastor-Balbas, J., "Security Considerations for SIGTRAN Protocols", [draft-ietf-sigtran-security-00.txt](#), work in progress

## **[7](#) Acknowledgments**

This document was initially developed by a design team consisting of Lode Coene, John Loughney, Michel Tuexen, Randall R. Stewart, Qiaobing Xie, Matt Holdrege, Maria-Carmen Belinchon, Andreas

Jungmaier, Gery Verwimp and Lyndon Ong.

Coene & Pastor

[Page 21]

The authors wish to thank Renee Revis, H.J. Schwarzbauer, T. Taylor, G. Sidebottom, K. Morneault, T. George, M. Stillman and many others for their invaluable comments.

## **8 Author's Address**

Lode Coene  
Siemens Atea  
Atealaan 34  
B-2200 Herentals  
Belgium

Phone: +32-14-252081  
EMail: lode.coene@siemens.com

Javier Pastor-Balbas  
Ericsson Espana S.A.  
C/ Retama 1  
[28045](#) Madrid  
Spain

Phone: +34-91-3393819  
Email: j.javier.pastor@ericsson.com-

## Full Copyright Statement

Copyright (C) The Internet Society (2003). All Rights Reserved.

This document and translations of it may be copied and furnished to others, and derivative works that comment on or otherwise explain it or assist in its implementation may be prepared, copied, published and distributed, in whole or in part, without restriction of any kind, provided that the above copyright notice and this paragraph are included on all such copies and derivative works. However, this document itself may not be modified in any way, such as by removing the copyright notice or references to the Internet Society or other Internet organizations, except as needed for the purpose of developing Internet standards in which case the procedures for copyrights defined in the Internet Standards process must be followed, or as required to translate it into languages other than English.

The limited permissions granted above are perpetual and will not be revoked by the Internet Society or its successors or assigns.

This document and the information contained herein is provided on

an "AS IS" basis and THE INTERNET SOCIETY AND THE INTERNET  
ENGINEERING TASK FORCE DISCLAIMS ALL WARRANTIES, EXPRESS OR  
IMPLIED, INCLUDING BUT NOT LIMITED TO ANY WARRANTY THAT THE USE OF  
THE INFORMATION HEREIN WILL NOT INFRINGE ANY RIGHTS OR ANY IMPLIED

Draft

Telephony signalling over SCTP AS

January 2003

WARRANTIES OF MERCHANTABILITY OR FITNESS FOR A PARTICULAR PURPOSE.

-

