

Softwire WG  
Internet-Draft  
Intended status: Standards Track  
Expires: September 10, 2015

T. Mrugalski  
ISC  
O. Troan  
Cisco  
I. Farrer  
Deutsche Telekom AG  
S. Perreault  
Viagenie  
W. Dec  
Cisco  
C. Bao  
Tsinghua University  
L. Yeh  
CNNIC  
X. Deng

March 09, 2015

DHCPv6 Options for configuration of Softwire Address and Port Mapped  
Clients  
draft-ietf-softwire-map-dhcp-12

Abstract

This document specifies DHCPv6 options, termed Softwire46 options, for the provisioning of Softwire46 Customer Edge (CE) devices. Softwire46 is a collective term used to refer to architectures based on the notion of IPv4 Address+Port (A+P) for providing IPv4 connectivity across an IPv6 network.

Status of This Memo

This Internet-Draft is submitted in full conformance with the provisions of [BCP 78](#) and [BCP 79](#).

Internet-Drafts are working documents of the Internet Engineering Task Force (IETF). Note that other groups may also distribute working documents as Internet-Drafts. The list of current Internet-Drafts is at <http://datatracker.ietf.org/drafts/current/>.

Internet-Drafts are draft documents valid for a maximum of six months and may be updated, replaced, or obsoleted by other documents at any time. It is inappropriate to use Internet-Drafts as reference material or to cite them other than as "work in progress."

This Internet-Draft will expire on September 10, 2015.

Internet-Draft

DHCPv6 for Software 46 CEs

March 2015

## Copyright Notice

Copyright (c) 2015 IETF Trust and the persons identified as the document authors. All rights reserved.

This document is subject to [BCP 78](#) and the IETF Trust's Legal Provisions Relating to IETF Documents (<http://trustee.ietf.org/license-info>) in effect on the date of publication of this document. Please review these documents carefully, as they describe your rights and restrictions with respect to this document. Code Components extracted from this document must include Simplified BSD License text as described in Section 4.e of the Trust Legal Provisions and are provided without warranty as described in the Simplified BSD License.

## Table of Contents

<a href="#">1.</a>	Introduction . . . . .	<a href="#">2</a>
<a href="#">2.</a>	Conventions . . . . .	<a href="#">3</a>
<a href="#">3.</a>	Software46 Overview . . . . .	<a href="#">3</a>
<a href="#">4.</a>	Common Software46 DHCPv6 Options . . . . .	<a href="#">4</a>
<a href="#">4.1.</a>	S46 Rule Option . . . . .	<a href="#">5</a>
<a href="#">4.2.</a>	S46 BR Option . . . . .	<a href="#">7</a>
<a href="#">4.3.</a>	S46 DMR Option . . . . .	<a href="#">7</a>
<a href="#">4.4.</a>	S46 IPv4/IPv6 Address Binding Option . . . . .	<a href="#">8</a>
<a href="#">4.5.</a>	S46 Port Parameters Option . . . . .	<a href="#">9</a>
<a href="#">5.</a>	Software46 Containers . . . . .	<a href="#">10</a>
<a href="#">5.1.</a>	Software46 MAP-E Container Option . . . . .	<a href="#">10</a>
<a href="#">5.2.</a>	Software46 MAP-T Container Option . . . . .	<a href="#">11</a>
<a href="#">5.3.</a>	Software46 LightWeight 46 Container Option . . . . .	<a href="#">11</a>
<a href="#">6.</a>	Software46 Options Formatting . . . . .	<a href="#">12</a>
<a href="#">7.</a>	DHCPv6 Server Behavior . . . . .	<a href="#">13</a>
<a href="#">8.</a>	DHCPv6 Client Behavior . . . . .	<a href="#">13</a>
<a href="#">9.</a>	Security Considerations . . . . .	<a href="#">14</a>
<a href="#">10.</a>	IANA Considerations . . . . .	<a href="#">14</a>
<a href="#">11.</a>	Acknowledgements . . . . .	<a href="#">15</a>
<a href="#">12.</a>	References . . . . .	<a href="#">15</a>
<a href="#">12.1.</a>	Normative References . . . . .	<a href="#">15</a>
<a href="#">12.2.</a>	Informative References . . . . .	<a href="#">15</a>
	Authors' Addresses . . . . .	<a href="#">16</a>

[1.](#) Introduction

A number of architectural solution proposals discussed in the IETF Softwire Working Group use Address and Port (A+P) as their technology base for providing IPv4 connectivity to end users using CE devices across a Service Provider's IPv6 network, while allowing for shared or dedicated IPv4 addressing of CEs.

An example is Mapping of Address and Port (MAP) defined in [[I-D.ietf-softwire-map](#)]. The MAP solution consists of one or more MAP Border Relay (BR) routers, responsible for stateless forwarding between a MAP IPv6 domain and an IPv4 network, and one or more MAP Customer Edge (CE) routers, responsible for forwarding between a user's IPv4 network and the MAP IPv6 network domain. Collectively, the MAP CE and BR form a domain when configured with common service parameters. This characteristic is common to all of the Softwire46 mechanisms.

To function in such a domain, a CE needs to be provisioned with the appropriate A+P service parameters for that domain. These consist primarily of the CE's IPv4 address and transport layer port-range(s). Furthermore, the IPv6 transport mode (i.e. encapsulation or translation) needs to be specified. Provisioning of other IPv4 configuration information not derived directly from the A+P service parameters is not covered in this document. It is expected that provisioning of other IPv4 configuration will continue to use DHCPv4 [[RFC2131](#)].

This memo specifies a set of DHCPv6 [[RFC3315](#)] options to provision Softwire46 information to CE routers. Although the focus is to deliver IPv4 service to an end-user network (such as a residential home network), it can equally be applied to an individual host acting as a CE. Configuration of the BR is out of scope of this document.

## 2. Conventions

The key words "MUST", "MUST NOT", "REQUIRED", "SHALL", "SHALL NOT", "SHOULD", "SHOULD NOT", "RECOMMENDED", "MAY", and "OPTIONAL" in this document are to be interpreted as described in [RFC 2119](#) [[RFC2119](#)].

## 3. Softwire46 Overview

This document describes a set of common DHCPv6 options for configuring the MAP-E [[I-D.ietf-softwire-map](#)], MAP-T

[[I-D.ietf-softwire-map-t](#)] and Lightweight 4over6 [[I-D.ietf-softwire-lw4over6](#)] mechanisms. For definition of the terminology used in this document please see the relevant terminology sections in the above references.

MAP-E, MAP-T and Lightweight 4over6 are essentially providing the same functionality: IPv4 service to a CE router over an IPv6 only access network. MAP-E and MAP-T may embed parts of the IPv4 address in IPv6 prefixes, thereby supporting many clients with a fixed set of mapping rules and mesh mode (direct CE to CE communication). MAP-E and MAP-T CEs may also be provisioned in hub and spoke mode, and in 1:1 mode (with no embedded address bits). The difference between

Mrugalski, et al.

Expires September 10, 2015

[Page 3]

---

Internet-Draft

DHCPv6 for Softwire 46 CEs

March 2015

MAP-E and MAP-T is that they use different means to connect to the IPv6 domain. MAP-E uses [[RFC2473](#)] IPv4 over IPv6 tunnelling, while MAP-T uses NAT64 [[RFC6145](#)] based translation. Lightweight 4over6 is a hub and spoke IPv4 over IPv6 tunneling mechanism, with complete independence of IPv4 and IPv6 addressing (zero embedded address bits).

The DHCP options described here tie the provisioning parameters, and hence the IPv4 service itself, to the End-user IPv6 prefix lifetime. The validity of a Softwire46's IPv4 address, prefix or shared IPv4 address, port set and any authorization and accounting are tied to the lifetime of its associated End-user IPv6 prefix.

To support more than one mechanism at a time and to allow for a possibility of transition between them, the DHCPv6 Option Request Option [[RFC3315](#)] is used. Each mechanism has a corresponding DHCPv6 container option. A DHCPv6 client can request a particular mechanism by including the option code for a particular container option in its ORO option. The provisioning parameters for that mechanism are expressed by embedding the common format options within the respective container option.

This approach implies that all of the provisioning options MUST appear only within the container options. The client MUST NOT request any of the provisioning options directly within an ORO. MAP-DHCP clients that receive provisioning options that are not encapsulated in container options MUST silently ignore these options. DHCP server administrators are advised to ensure that DHCP servers are configured to send these options in the proper encapsulation.

The document is organized with the common sub-options described first, followed by the three container options. Some sub-options are mandatory in some containers, some are optional and some are not permitted at all. This is shown in Table 1.

#### 4. Common Softwire46 DHCPv6 Options

The DHCPv6 protocol is used for Softwire46 CE provisioning following regular DHCPv6 notions, with the CE assuming the role of a DHCPv6 client, and the DHCPv6 server providing options following DHCPv6 server side policies. The format and usage of the options are defined in the following sub-sections.

Each CE needs to be provisioned with enough information to calculate its IPv4 address, IPv4 prefix or shared IPv4 address. MAP-E and MAP-T use the OPTION\_S46\_RULE, while Lightweight 4over6 uses the OPTION\_S46\_V4V6BIND option. A CE that needs to communicate outside of the A+P domain also needs the address or prefix of the BR. MAP-E

and Lightweight 4over6 use the OPTION\_S46\_BR option to communicate the IPv6 address of the BR. MAP-T forms an IPv6 destination address by embedding an IPv4 destination address into the BR's IPv6 prefix conveyed via the OPTION\_S46\_DMR option. Optionally, all mechanisms can include OPTION\_S46\_PORTPARAMS to specify parameters and port sets for the port range algorithm.

Softwire46 options use addresses rather than FQDNs. For rationale behind this design choice, see [Section 8 of \[RFC7227\]](#).

##### 4.1. S46 Rule Option

Figure 1 shows the format of the S46 Rule option (OPTION\_S46\_RULE) used for conveying the Basic Mapping Rule (BMR) and Forwarding Mapping Rule (FMR).

This option follows behavior described in Sections [17.1.1](#) and [18.1.1](#) of [\[RFC3315\]](#). Clients can insert those options with specific values as hints for the server. Depending on the server configuration and policy, it may accept or ignore the hints. Client MUST be able to process received values that are different than the hints it sent earlier.

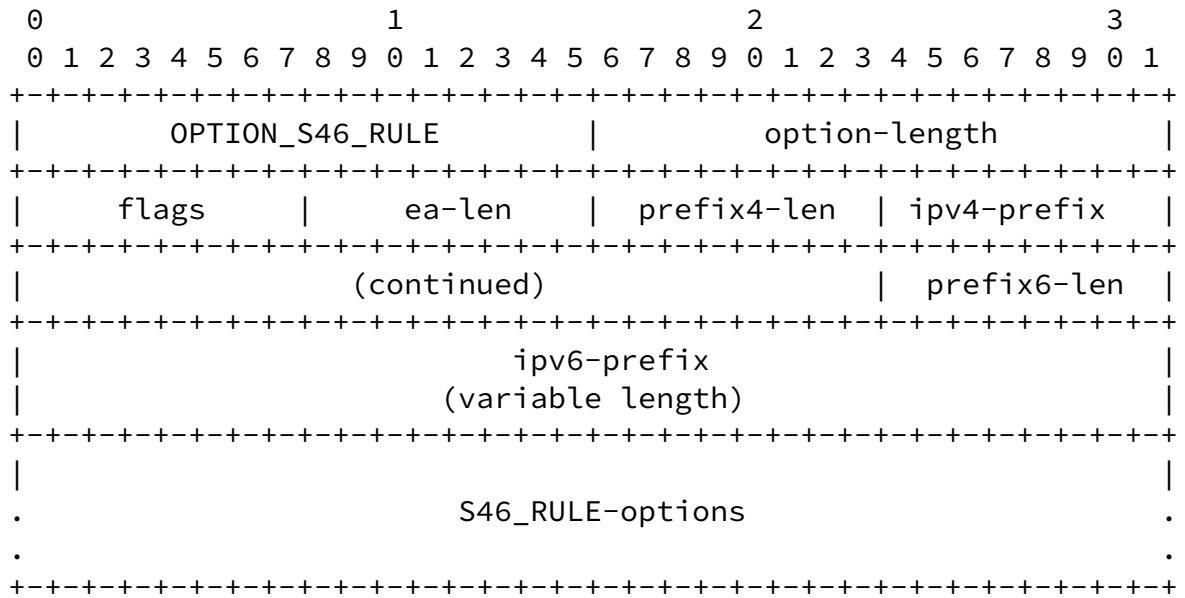


Figure 1: S46 Rule Option

- o option-code: OPTION\_S46\_RULE (TBD1)
- o option-length: length of the option, excluding option-code and option-length fields, including length of all encapsulated options, expressed in bytes.

- o flags: 8 bits long field carrying flags applicable to the rule. The meaning of specific bits are explained in Figure 2.
- o ea-len: 8 bits long field that specifies the Embedded-Address (EA) bit length. Allowed values range from 0 to 48.
- o prefix4-len: 8 bits long field expressing the prefix length of the IPv4 prefix specified in the rule-ipv4-prefix field. Valid values 0 to 32.
- o ipv4-prefix: a fixed length 32 bit field that specifies the IPv4 prefix for the S46 rule. The bits in the prefix after prefix4-len number of bits are reserved and MUST be initialized to zero by the sender and ignored by the receiver.

- o prefix6-len: 8 bits long field expressing the length of the IPv6 prefix specified in the rule-ipv6-prefix field.
- o ipv6-prefix: a variable length field that specifies the IPv6 domain prefix for the S46 rule. The field is padded on the right with zero bits up to the nearest octet boundary when prefix6-len is not evenly divisible by 8.
- o S46\_RULE-options: a variable field that may contain zero or more options that specify additional parameters for this S46 rule. This document specifies one such option, OPTION\_S46\_PORTPARAMS.

The Format of the S46 Rule Flags field is:

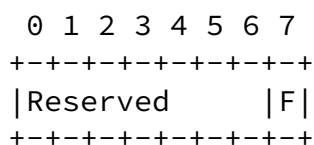


Figure 2: S46 Rule Flags

- o Reserved: 7-bits reserved for future use as flags.
- o F-Flag: 1 bit field that specifies whether the rule is to be used for forwarding (FMR). If set, this rule is used as a FMR, if not set this rule is a BMR only and MUST NOT be used for forwarding. Note: A BMR can also be used as an FMR for forwarding if the F-flag is set. The BMR rule is determined by a longest-prefix match of the Rule-IPv6-prefix against the End-User IPv6 prefix(es).

It is expected that in a typical mesh deployment scenario, there will be a single BMR, which could also be designated as an FMR using the F-Flag.

#### [4.2.](#) S46 BR Option

The S46 BR Option (OPTION\_S46\_BR) is used to convey the IPv6 address of the Border Relay. Figure 4 shows the format of the OPTION\_S46\_BR

option.

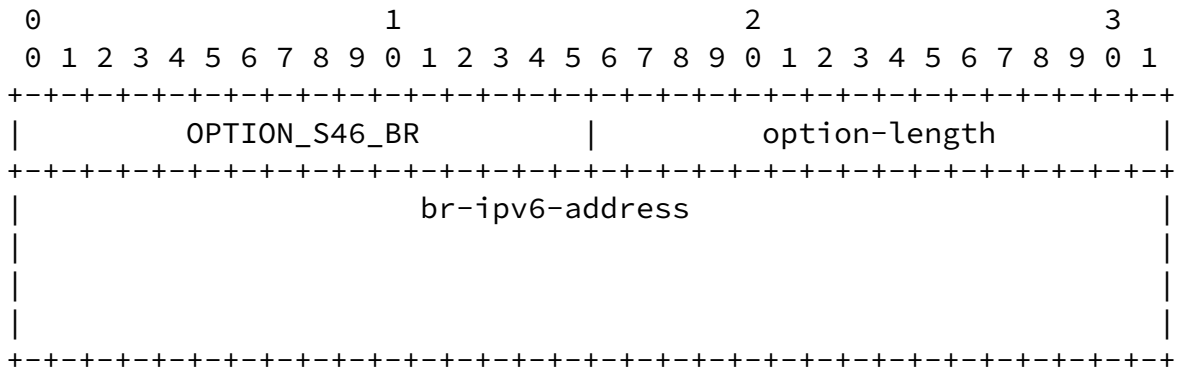


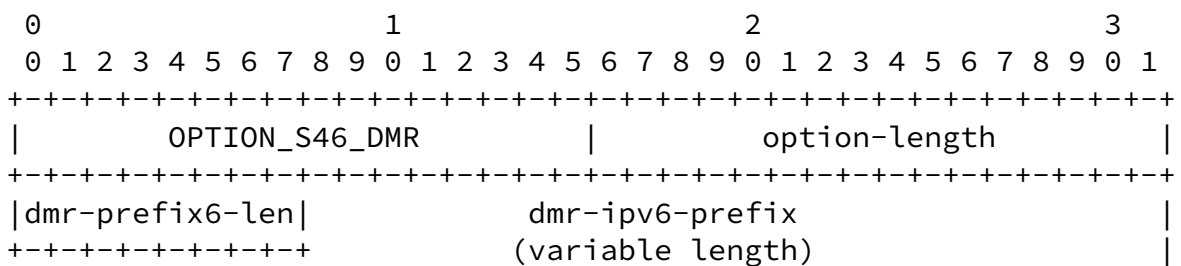
Figure 3: S46 BR Option

- o option-code: OPTION\_S46\_BR (TBD2)
- o option-length: 16
- o br-ipv6-address: a fixed length field of 16 octets that specifies the IPv6 address for the S46 BR.

BR redundancy can be implemented by using an anycast address for the BR IPv6 address. Multiple OPTION\_S46\_BR options MAY be included in the container; this document does not further explore the use of multiple BR IPv6 addresses.

#### 4.3. S46 DMR Option

The S46 DMR Option (OPTION\_S46\_DMR) is used to convey values for the Default Mapping Rule (DMR). Figure 4 shows the format of the OPTION\_S46\_DMR option used for conveying a DMR.





```

+-----+-----+-----+-----+-----+-----+-----+-----+-----+-----+-----+-----+

```

Figure 4: S46 DMR Option

- o option-code: OPTION\_S46\_DMR (TBD3)
- o option-length: 1 + length of dmr-ipv6-prefix specified in bytes.
- o dmr-prefix6-len: 8 bits long field expressing the bit mask length of the IPv6 prefix specified in the dmr-ipv6-prefix field.
- o dmr-ipv6-prefix: a variable length field specifying the IPv6 prefix or address for the BR. This field is right padded with zeros to the nearest octet boundary when dmr-prefix6-len is not divisible by 8.

#### 4.4. S46 IPv4/IPv6 Address Binding Option

The IPv4 address Option (OPTION\_S46\_V4V6BIND) MAY be used to specify the full or shared IPv4 address of the CE. The IPv6 prefix field is used by the CE to identify the correct prefix to use for the tunnel source.




Figure 5: S46 IPv4/IPv6 Address Binding Option

- o option-code: OPTION\_S46\_V4V6BIND (TBD4)
- o option-length: length of the option, excluding option-code and option-length fields, including length of all encapsulated options, expressed in bytes.

- o `ipv4-address`: A fixed field of 4 octets specifying an IPv4 address.
- o `bindprefix6-len`: 8 bits long field expressing the bit mask length of the IPv6 prefix specified in the `bind-ipv6-prefix` field.
- o `bind-ipv6-prefix`: a variable length field specifying the IPv6 prefix or address for the S46 CE. This field is right padded with zeros to the nearest octet boundary when `bindprefix6-len` is not divisible by 8.
- o `S46_V4V6BIND-options`: a variable field that may contain zero or more options that specify additional parameters. This document specifies one such option, `OPTION_S46_PORTPARAMS`.

#### 4.5. S46 Port Parameters Option

The Port Parameters Option (`OPTION_S46_PORTPARAMS`) specifies optional Port Set information that MAY be provided to CEs.

See [[I-D.ietf-softwire-map](#)], Section 5.1 for a description of MAP algorithm, explaining all of the parameters in detail.

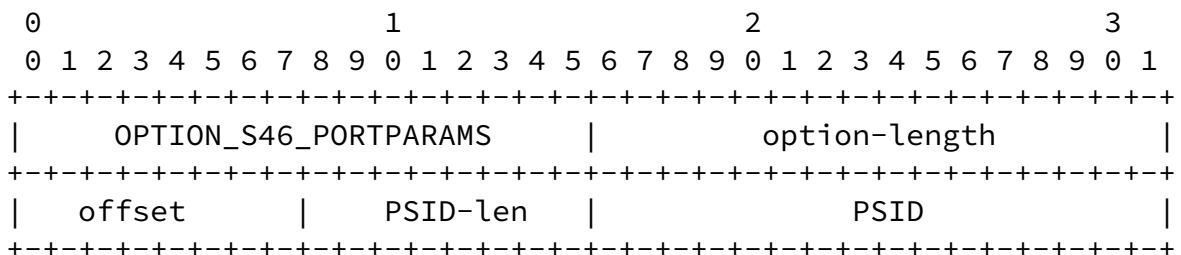


Figure 6: S46 Port Parameters Option

- o `option-code`: `OPTION_S46_PORTPARAMS` (TBD5)
- o `option-length`: 4
- o `offset`: (PSID offset) 8 bits long field that specifies the numeric value for the S46 algorithm's excluded port range/offset bits (a-bits), as per section 5.1.1 of [[I-D.ietf-softwire-map](#)]. Allowed values are between 0 and 15. Default values for this field are specific to the softwire mechanism being implemented and are defined in the relevant specification document.
- o `PSID-len`: Bit length value of the number of significant bits in the PSID field. (also known as 'k'). When set to 0, the PSID

field is to be ignored. After the first 'a' bits, there are k bits in the port number representing the value of the Port Set

Identifier (PSID). Consequently, the address sharing ratio would be  $2^k$ .

- o PSID: Explicit 16-bit (unsigned word) PSID value. The PSID value algorithmically identifies a set of ports assigned to a CE. The first k bits on the left of this field contain the PSID value. The remaining (16-k) bits on the right are padding zeros.

When receiving the OPTION\_S46\_PORTPARAMS option with an explicit PSID, the client MUST use this explicit PSID in configuring its softwire interface. The OPTION\_S46\_PORTPARAMS option with an explicit PSID MUST be discarded if the S46 CE isn't configured with a full IPv4 address (e.g. IPv4 prefix).

The OPTION\_S46\_PORTPARAMS option with an explicit PSID MUST be discarded if the S46 CE isn't configured with a full IPv4 address (e.g. IPv4 prefix).

The OPTION\_S46\_PORTPARAMS option is contained within an OPTION\_S46\_RULE option or an OPTION\_S46\_V4V6BIND option.

## 5. Softwire46 Containers

### 5.1. Softwire46 MAP-E Container Option

The MAP-E Container Option (OPTION\_S46\_CONT\_MAPE) specifies the container used to group all rules and optional port parameters for a specified domain.

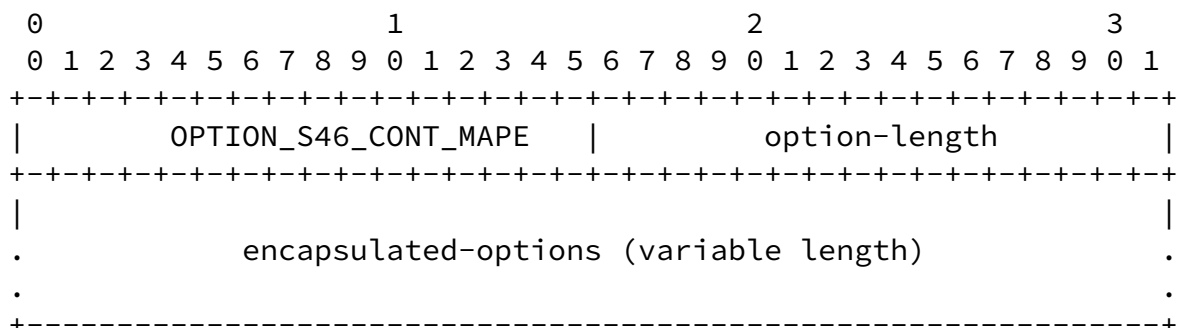


Figure 7: MAP-E Container Option

- o option-code: OPTION\_S46\_CONT\_MAPE (TBD6)
- o option-length: Length of encapsulated options
- o encapsulated-options: options associated with this Softwire46 MAP-E domain.

The encapsulated options field conveys options specific to the OPTION\_S46\_CONT\_MAPE. Currently there are two sub-options specified, OPTION\_S46\_RULE and OPTION\_S46\_BR. There MUST be at least one OPTION\_S46\_RULE option and at least one OPTION\_S46\_BR option.

Other options applicable to a domain may be defined in the future. A DHCP message MAY include multiple OPTION\_S46\_CONT\_MAPE options (representing multiple domains).

### 5.2. Softwire46 MAP-T Container Option

The MAP-T Container option (OPTION\_S46\_CONT\_MAPT) specifies the container used to group all rules and optional port parameters for a specified domain.

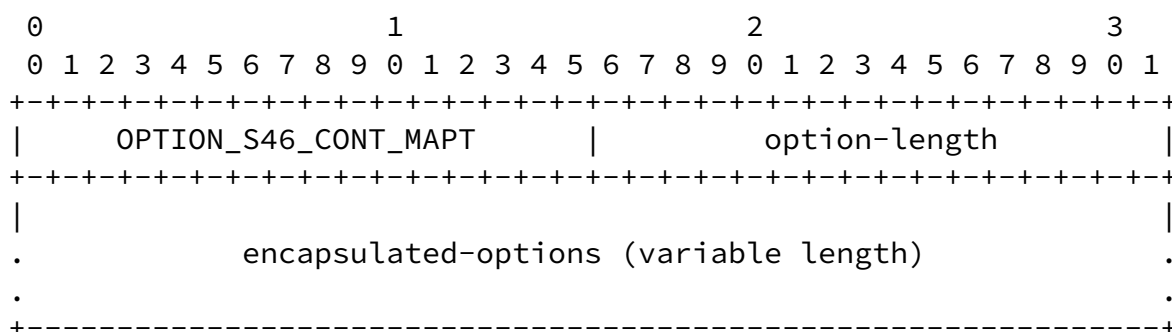


Figure 8: MAP-E Container Option

- o option-code: OPTION\_S46\_CONT\_MAPT (TBD7)
- o option-length: Length of encapsulated options
- o encapsulated-options: options associated with this Softwire46



The below table shows which sub-options are mandatory, optional or not permitted for each defined container option.

Option	MAP-E	MAP-T	Lightweight 4over6
OPTION_S46_RULE	M	M	N/A
OPTION_S46_BR	M	N/A	M
OPTION_S46_PORTPARAMS	O	O	O
OPTION_S46_DMR	N/A	M	N/A
OPTION_S46_V4V6BIND	N/A	N/A	O

M - Mandatory, O - Optional, N/A - Not Applicable

Table 1: Option to Container Mappings

MAP-DHCP clients that receive container options that violate any of the above rules MUST silently ignore such container options.

## 7. DHCPv6 Server Behavior

[RFC3315] [Section 17.2.2](#) describes how a DHCPv6 client and server negotiate configuration values using the ORO. As a convenience to the reader, we mention here that by default, a server will not reply with a Softwire46 Container Option if the client has not explicitly enumerated one in its Option Request Option.

A CE router may support several (or all) of the mechanisms mentioned here. In the case where a client requests multiple mechanisms in its ORO option, the server will reply with the corresponding Softwire46 Container options for which it has configuration information.

## 8. DHCPv6 Client Behavior

An S46 CE acting as DHCPv6 client will request S46 configuration parameters from the DHCPv6 server located in the IPv6 network. Such a client MUST request the S46 Container option(s) that it is

configured for in its ORO in SOLICIT, REQUEST, RENEW, REBIND and INFORMATION-REQUEST messages.

When processing received S46 container options the following behaviour is expected:

- o A client MUST support processing multiple received OPTION\_S46\_RULE options in a container OPTION\_S46\_CONT\_MAPE or OPTION\_S46\_CONT\_MAPT option
- o A client receiving an unsupported S46 option, or an invalid parameter value SHOULD discard that S46 Container option and log the event.

The behavior of a client supporting multiple Softwire46 mechanisms, is out of scope of this document. [[I-D.ietf-softwire-unified-cpe](#)] describes client behaviour for the prioritization and handling of multiple mechanisms simultaneously.

Note that system implementing CE functionality may have multiple network interfaces, and these interfaces may be configured differently; some may be connected to networks using a Softwire46 mechanism, and some may be connected to networks that are using normal dual stack or other means. The CE should approach this specification on an interface-by-interface basis. For example, if the CE system is MAP-E capable and is attached to multiple networks that provide the OPTION\_S46\_CONT\_MAPE option, then the CE MUST configure MAP-E for each interface separately.

Failure modes are out of scope for this document. Failure recovery mechanisms may be defined in the future. See Section 5 of [[I-D.ietf-softwire-map](#)] for discussion on valid MAP rule combinations. See [Section 11 of \[RFC7227\]](#), [Sections 18.1.3, 18.1.4](#) and [19.1 of \[RFC3315\]](#) for parameters update mechanisms in DHCPv6 that can be leveraged to update configuration after a failure.

## [9.](#) Security Considerations

[Section 23 of \[RFC3315\]](#) discusses DHCPv6-related security issues.

As with all DHCPv6-derived configuration state, it is possible that configuration is actually being delivered by a third party (Man In The Middle). As such, there is no basis on which access over MAP or lw4o6 can be trusted. Therefore, softwires should not bypass any security mechanisms such as IP firewalls.

In IPv6-only networks that lack any IPv4 firewalls, a device supporting MAP could be tricked into enabling its IPv4 stack and direct IPv4 traffic to the attacker, thus exposing itself to previously infeasible IPv4 attack vectors.

Section 11 of [[I-D.ietf-softwire-map](#)] discusses security issues of the MAP mechanism.

Readers concerned with security of MAP provisioning over DHCPv6 are encouraged to read [[I-D.ietf-dhc-sedhcpv6](#)].

## 10. IANA Considerations

IANA is kindly requested to allocate the following DHCPv6 option codes:

TBD1 for OPTION\_S46\_RULE

TBD2 for OPTION\_S46\_BR

TBD3 for OPTION\_S46\_DMR

TBD4 for OPTION\_S46\_V4V6BIND

TBD5 for OPTION\_S46\_PORTPARAMS

TBD6 for OPTION\_S46\_CONT\_MAPE

TBD7 for OPTION\_S46\_CONT\_MAPT

TBD8 for OPTION\_S46\_CONT\_LW

All values should be added to the DHCPv6 option code space defined in [Section 24.3 of \[RFC3315\]](#).

## 11. Acknowledgements



This document was created as a product of a MAP design team. Following people were members of that team: Congxiao Bao, Mohamed Boucadair, Gang Chen, Maoke Chen, Wojciech Dec, Xiaohong Deng, Jouni Korhonen, Xing Li, Satoru Matsushima, Tomasz Mrugalski, Tetsuya Murakami, Jacni Qin, Necj Scoberne, Qiong Sun, Tina Tsou, Dan Wing, Leaf Yeh and Jan Zorz.

The authors would like to thank Bernie Volz and Tom Taylor for their insightful comments and suggestions.

## 12. References

### 12.1. Normative References

- [RFC2119] Bradner, S., "Key words for use in RFCs to Indicate Requirement Levels", [BCP 14](#), [RFC 2119](#), March 1997.
- [RFC3315] Droms, R., Bound, J., Volz, B., Lemon, T., Perkins, C., and M. Carney, "Dynamic Host Configuration Protocol for IPv6 (DHCPv6)", [RFC 3315](#), July 2003.

### 12.2. Informative References

- [I-D.ietf-dhc-sedhcpv6]  
Jiang, S., Shen, S., Zhang, D., and T. Jinmei, "Secure DHCPv6 with Public Key", [draft-ietf-dhc-sedhcpv6-03](#) (work in progress), June 2014.
- [I-D.ietf-softwire-lw4over6]  
Cui, Y., Qiong, Q., Boucadair, M., Tsou, T., Lee, Y., and I. Farrer, "Lightweight 4over6: An Extension to the DS-Lite Architecture", [draft-ietf-softwire-lw4over6-03](#) (work in progress), November 2013.
- [I-D.ietf-softwire-map-t]  
Li, X., Bao, C., Dec, W., Troan, O., Matsushima, S., and T. Murakami, "Mapping of Address and Port using Translation (MAP-T)", [draft-ietf-softwire-map-t-04](#) (work in progress), September 2013.
- [I-D.ietf-softwire-map]  
Troan, O., Dec, W., Li, X., Bao, C., Matsushima, S., Murakami, T., and T. Taylor, "Mapping of Address and Port

with Encapsulation (MAP)", [draft-ietf-softwire-map-08](#) (work in progress), August 2013.

[I-D.ietf-softwire-unified-cpe]

Boucadair, M., Farrer, I., Perreault, S., and S. Sivakumar, "Unified IPv4-in-IPv6 Softwire CPE", [draft-ietf-softwire-unified-cpe-01](#) (work in progress), May 2013.

[RFC2131] Droms, R., "Dynamic Host Configuration Protocol", [RFC 2131](#), March 1997.

[RFC2473] Conta, A. and S. Deering, "Generic Packet Tunneling in IPv6 Specification", [RFC 2473](#), December 1998.

[RFC6145] Li, X., Bao, C., and F. Baker, "IP/ICMP Translation Algorithm", [RFC 6145](#), April 2011.

[RFC7227] Hankins, D., Mrugalski, T., Siodelski, M., Jiang, S., and S. Krishnan, "Guidelines for Creating New DHCPv6 Options", [BCP 187](#), [RFC 7227](#), May 2014.

#### Authors' Addresses

Tomasz Mrugalski  
Internet Systems Consortium, Inc.  
950 Charter Street  
Redwood City, CA 94063  
USA

Phone: +1 650 423 1345  
Email: [tomasz.mrugalski@gmail.com](mailto:tomasz.mrugalski@gmail.com)  
URI: <http://www.isc.org/>

Ole Troan  
Cisco Systems, Inc.  
Philip Pedersens vei 1  
Lysaker 1366  
Norway

Email: [ot@cisco.com](mailto:ot@cisco.com)

Internet-Draft

DHCPv6 for Softwire 46 CEs

March 2015

Ian Farrer  
Deutsche Telekom AG  
CTO-ATI, Landgrabenweg 151  
Bonn, NRW 53227  
Germany

Email: [ian.farrer@telekom.de](mailto:ian.farrer@telekom.de)

Simon Perreault  
Viagenie  
246 Aberdeen  
Quebec, QC G1R 2E1  
Canada

Phone: +1 418 656 9254  
Email: [simon.perreault@viagenie.ca](mailto:simon.perreault@viagenie.ca)

Wojciech Dec  
Cisco Systems, Inc.  
The Netherlands

Email: [wdec@cisco.com](mailto:wdec@cisco.com)  
URI: <http://cisco.com>

Congxiao Bao  
CERNET Center/Tsinghua University  
Room 225, Main Building, Tsinghua University  
Beijing 100084  
CN

Phone: +86 10-62785983  
Email: [congxiao@cernet.edu.cn](mailto:congxiao@cernet.edu.cn)

Leaf Y. Yeh  
CNNIC  
4, South 4th Street, Zhong\_Guan\_Cun

Beijing 100190  
P. R. China

Email: leaf.yeh.sdo@gmail.com

Mrugalski, et al. Expires September 10, 2015 [Page 17]

---

Internet-Draft DHCPv6 for Softwire 46 CEs March 2015

Xiaohong Deng  
6 Floor, C Block, DaCheng International Center Chaoyang District  
Beijing 100124  
China

Phone: +61 3858 3128  
Email: dxhbupt@gmail.com

