

Workgroup: SPRING Working Group

Internet-Draft:

draft-ietf-spring-srv6-path-segment-07

Published: 19 October 2023

Intended Status: Standards Track

Expires: 21 April 2024

Authors: C. Li  
Huawei Technologies  
M. Chen  
Huawei Technologies  
Y. Zhu  
China Telecom  
W. Cheng  
China Mobile  
D. Dhody  
Huawei Technologies

## Path Segment for SRv6 (Segment Routing in IPv6)

### Abstract

Segment Routing (SR) allows for a flexible definition of end-to-end paths by encoding an ordered list of instructions, called "segments". The SR architecture can be implemented over an MPLS data plane as well as an IPv6 data plane.

Currently, Path Segment has been defined to identify an SR path in SR-MPLS networks, and is used for various use-cases such as end-to-end SR Path Protection and Performance Measurement (PM) of an SR path. This document defines the Path Segment to identify an SRv6 path in an IPv6 network.

### Status of This Memo

This Internet-Draft is submitted in full conformance with the provisions of BCP 78 and BCP 79.

Internet-Drafts are working documents of the Internet Engineering Task Force (IETF). Note that other groups may also distribute working documents as Internet-Drafts. The list of current Internet-Drafts is at <https://datatracker.ietf.org/drafts/current/>.

Internet-Drafts are draft documents valid for a maximum of six months and may be updated, replaced, or obsoleted by other documents at any time. It is inappropriate to use Internet-Drafts as reference material or to cite them other than as "work in progress."

This Internet-Draft will expire on 21 April 2024.

### Copyright Notice

Copyright (c) 2023 IETF Trust and the persons identified as the document authors. All rights reserved.

This document is subject to BCP 78 and the IETF Trust's Legal Provisions Relating to IETF Documents (<https://trustee.ietf.org/license-info>) in effect on the date of publication of this document. Please review these documents carefully, as they describe your rights and restrictions with respect to this document. Code Components extracted from this document must include Revised BSD License text as described in Section 4.e of the Trust Legal Provisions and are provided without warranty as described in the Revised BSD License.

## Table of Contents

- [1. Introduction](#)
  - [1.1. Requirements Language](#)
  - [1.2. Terminology](#)
- [2. Use Cases for SRv6 Path Segment](#)
- [3. SRv6 Path Segment](#)
  - [3.1. Format of an SRv6 Path Segment](#)
    - [3.1.1. SRv6 Path Segment: Locator and Local ID](#)
    - [3.1.2. SRv6 Path Segment: Global ID](#)
- [4. Encoding of an SRv6 Path Segment](#)
  - [4.1. SRH.P-flag](#)
- [5. SRv6 Path Segment Allocation](#)
- [6. Processing of SRv6 Path Segment](#)
- [7. IANA Considerations](#)
- [8. Security Considerations](#)
- [9. Contributors](#)
- [10. Acknowledgements](#)
- [11. References](#)
  - [11.1. Normative References](#)
  - [11.2. Informative References](#)

[Authors' Addresses](#)

## 1. Introduction

Segment routing (SR) [[RFC8402](#)] is a source routing paradigm that explicitly indicates the forwarding path for packets at the ingress node by inserting an ordered list of instructions, called segments.

When segment routing is deployed on an MPLS data plane, called SR-MPLS [[RFC8660](#)], a segment identifier (SID) is present as an MPLS label. When segment routing is deployed on an IPv6 data plane, a SID is presented as a 128-bit value, and it can be an IPv6 address of a local interface but it does not have to be. To support SR in an IPv6 network, a Segment Routing Header (SRH) [[RFC8754](#)] is used.

In SR, a path needs to be identified for several use cases such as binding bidirectional paths [[I-D.ietf-pce-sr-bidir-path](#)] and end-to-end performance measurement [[I-D.gandhi-spring-udp-pm](#)].

Additionally, in an SR-MPLS network, when a packet is transmitted along an SR path, the labels in the MPLS label stack will be swapped or popped, so no label or only the last label may be left in the MPLS label stack when the packet reaches the egress node. Thus, the egress node can not determine from which ingress node or SR path the packet came. To identify an SR-MPLS path, a Path Segment is defined in [[I-D.ietf-spring-mpls-path-segment](#)].

An SRv6 path could be identified by the content of a segment list. However, the segment list is not be a good key identifier, since the length of a segment list is flexible according to the number of required SIDs. Also, the length of a segment list may be too long to be a key when it contains many SIDs. For instance, if packet A uses an SRH with 3 SIDs while Packet B uses an SRH with 10 SIDs, the key to identify these two paths will be a 384-bits value and a 1280-bits value, respectively. Further, an SRv6 path cannot be identified by the information carried by the SRH in reduced mode [[RFC8754](#)] as the first SID is not present.

Furthermore, different SRv6 policies may use the same segment list for different candidate paths, so the traffic of different SRv6 policies are merged, resulting in the inability to measure the performance of the specific path.

To solve the above issues, this document defines a new SRv6 segment called the "SRv6 Path Segment", which in total is an 128-bits value, to identify an SRv6 path.

When the SRv6 Path Segment is used in reduced mode SRH [[RFC8754](#)], the entire path information is indicated by the Path Segment, and the performance will be better than using the entire segment list as the path identifier, while the overhead is equivalent to the SRH in normal mode. Furthermore, with SRv6 Path Segment, each SRv6 candidate path can be identified and measured, even when they use the same segment list.

### **1.1. Requirements Language**

The key words "MUST", "MUST NOT", "REQUIRED", "SHALL", "SHALL NOT", "SHOULD", "SHOULD NOT", "RECOMMENDED", "NOT RECOMMENDED", "MAY", and "OPTIONAL" in this document are to be interpreted as described in BCP 14 [[RFC2119](#)] [[RFC8174](#)] when, and only when, they appear in all capitals, as shown here.

### **1.2. Terminology**

PM: Performance Measurement.

SID: Segment ID.

SR: Segment Routing.

SR-MPLS: Segment Routing with MPLS data plane.

SRH: Segment Routing Header.

PSID: Path Segment Identifier.

PSP: Penultimate Segment Popping.

Further, this document makes use of the terms defined in [[RFC8402](#)] and [[RFC8986](#)].

## 2. Use Cases for SRv6 Path Segment

Similar to SR-MPLS Path Segment [[I-D.ietf-spring-mpls-path-segment](#)], SRv6 Path Segment may also be used to identify an SRv6 Path in some use cases:

\*Performance Measurement: For Passive measurement [[RFC7799](#)], path identification at the measuring points is the pre-requisite [[I-D.ietf-spring-mpls-path-segment](#)]. SRv6 Path segment can be used by the measuring points (e.g., the ingress/egress nodes of an SRv6 path) or a centralized controller to correlate the packets counts/timestamps, then packet loss/delay can be calculated.

\*Bi-directional SRv6 Path Association: In some scenarios, such as mobile backhaul transport networks, there are requirements to support bidirectional paths. Like SR-MPLS [[I-D.ietf-spring-mpls-path-segment](#)], to support bidirectional SRv6 paths, a straightforward way is to bind two unidirectional SRv6 paths to a single bidirectional path. SRv6 Path segments can be used to correlate the two unidirectional SRv6 paths at both ends of the path. [[I-D.ietf-pce-sr-bidir-path](#)] defines how to use PCEP and Path Segment to initiate a bidirectional SR path.

\*End-to-end Path Protection: For end-to-end 1+1 path protection (i.e., Live-Live case), the egress node of an SRv6 path needs to know the set of paths that constitute the primary and the secondary(s), to select the primary packet for onward transmission, and to discard the packets from the secondary(s), so each SRv6 path needs a unique path identifier at the egress node, which can be an SRv6 Path Segment.

## 3. SRv6 Path Segment

As defined in [[RFC8986](#)], an SRv6 segment is a 128-bit value.

To identify an SRv6 path, this document defines a new segment called SRv6 Path Segment. An SRv6 Path Segment will not be used for routing so it should not be copied to the IPv6 destination address. [RFC8754] states that the SR segment endpoint node creates Forwarding Information Base (FIB) entries for its local SIDs (without constraining the details of implementation). In order to provide a new independent 128-bit ID space for Path Segment, the Path Segment is required to be stored separate from the other SIDs (for example in a different table from the FIB).

Depending on the use case, an SRv6 Path Segment identifies:

- \*an SRv6 path within an SRv6 domain
- \*an SRv6 Policy
- \*a Candidate-path or a SID-List in a SRv6 Policy [RFC9256]

Note that, based on the use-case, a SRv6 Path Segment can be used for different SID-Lists within an SR Policy.

### 3.1. Format of an SRv6 Path Segment

This document defines two formats of the SRv6 Path Segment. A future document MAY add further new formats for the SRv6 Path Segment, provided the SRv6 PSID value remains unique irrespective of the format.

#### 3.1.1. SRv6 Path Segment: Locator and Local ID

As per [RFC8986], an SRv6 SID consists of LOC:FUNCT:ARG, where a locator (LOC) is encoded in the L most significant bits of the SID, followed by F bits of function (FUNCT) and A bits of arguments (ARG). L, the locator length, is flexible, and an operator is free to use the locator length of their choice. F and A may be any value as long as  $L+F+A \leq 128$ . When  $L+F+A$  is less than 128, then the remaining bits of the SID MUST be zero.

SRv6 Path Segment can follow the format, where the LOC part identifies the egress node that allocates the Path Segment, and the FUNCT part is a unique local ID to identify an SRv6 Path and its endpoint behavior, which is END.PSID (End Function with Path Segment Identifier). The Argument part is optional according to the use cases.

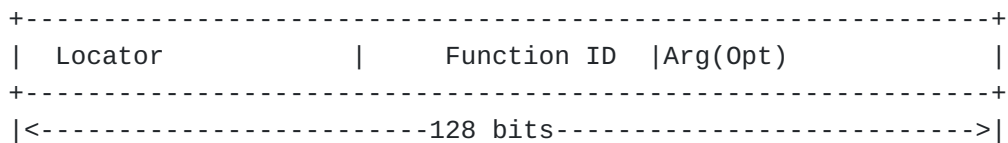


Figure 1. PSID Format following LOC:FUNCT:ARG

### 3.1.2. SRv6 Path Segment: Global ID

An SRv6 Path Segment ID can be a Global ID, and its format depends on the use case.

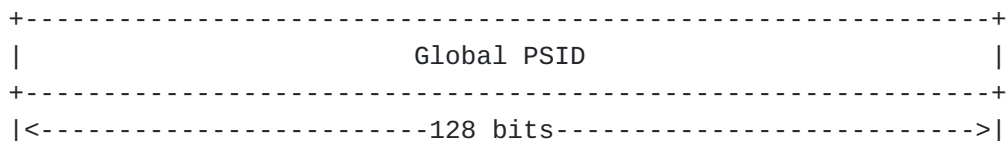


Figure 2. 128-bit Global PSID

## 4. Encoding of an SRv6 Path Segment

This section describes the SRv6 Path Segment encoding in SRH.

The SRv6 Path Segment MUST appear only once in a segment list, and it MUST appear as the last entry in the segment list.

### 4.1. SRH.P-flag

To indicate the existence of a Path Segment in the SRH, this document defines a P-flag in the SRH flag field, and it is to be allocated (The following P-flag is for illustration only and will be modified to the right bit once the P-flag is allocated). The encapsulation of SRv6 Path Segment is shown below.

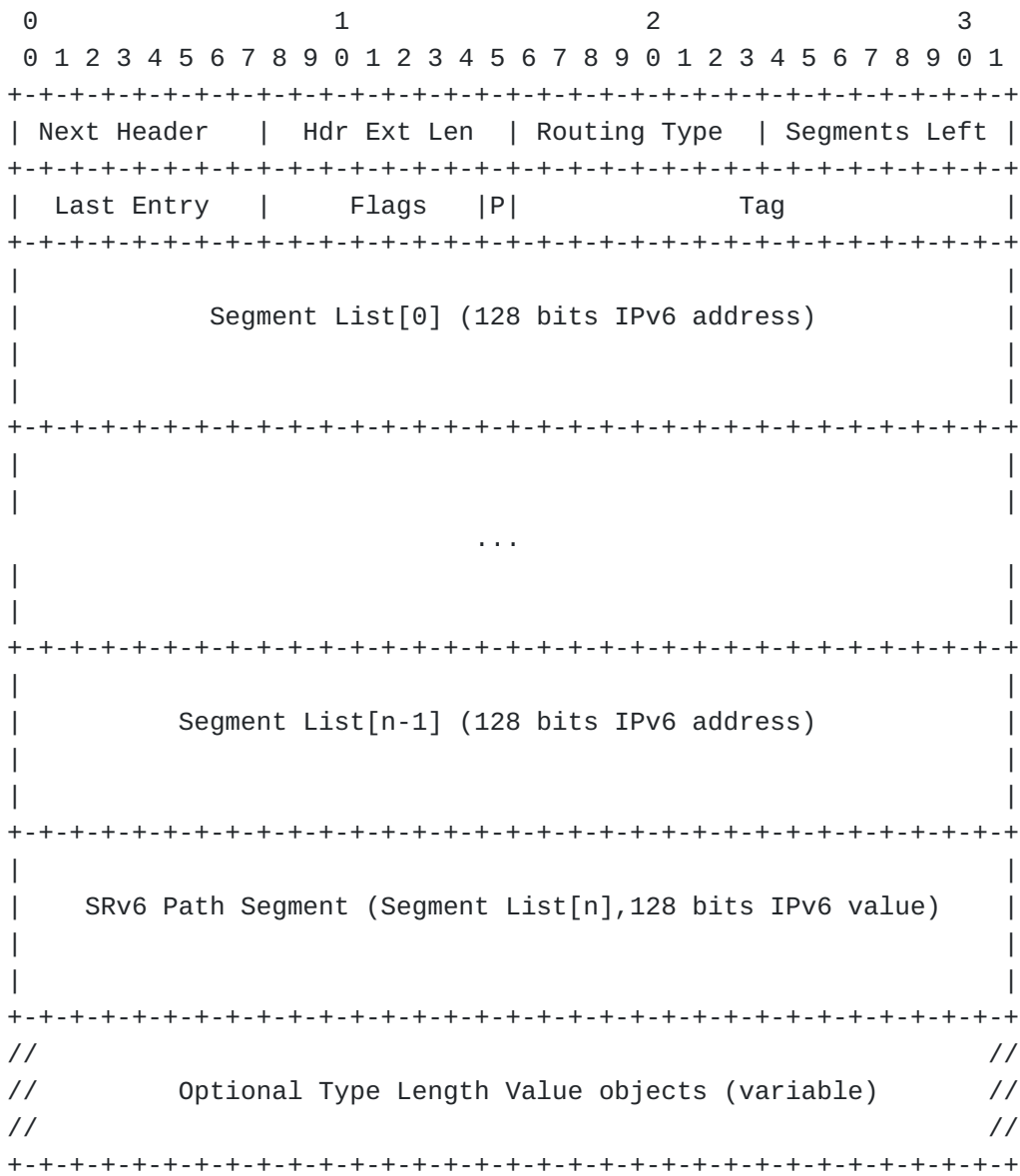


Figure 3. SRv6 Path Segment in SID List

\*P-flag: set when SRv6 Path Segment is inserted. A node that does not understand the P-flag will ignore it as described in [\[RFC8754\]](#). A node that understands the P-flag but does not support SRv6 Path Segment processing MUST ignore the P-flag. If the P-flag is unset or the P-flag is ignored when processing, the SRv6 Path Segment processing is skipped or ignored.

SRH.P-flag processing can be enabled or disabled by configuration on devices, it can be done by CLI, NETCONF YANG or other ways, and this is out of the scope of this document.

The pseudo code of SRH.P-flag processing is described as below.

```
S01.  if SRH.P-flag processing is enabled:
S02.      if SRH.P-flag is set:
S03.          SRV6 Path Segment processing          ;;ref1
```

Ref1: The SRV6 Path Segment processing is associated with the specific application, such as SRV6 Path Segment based Performance measurement, so this is out of the scope of this document.

In some use cases, only the egress need to process the SRV6 Path Segment, therefore, the P-flag processing can be done at the egress node only while the intermediate nodes do not need to process it. This feature can be enabled by configuration like CLI , NETCONF YANG or other ways. In this case, the pseudo code is described as below.

```
S01.  if SRH.P-flag processing is enabled:
S02.      if intermediate node processing is disabled:
S03.          if SRH.P-flag is set and SRH.SL == 0:
S03.              SRV6 Path Segment processing
S04.      else:
S05.          if SRH.P-flag is set:
S06.              SRV6 Path Segment processing
```

## 5. SRV6 Path Segment Allocation

A Path Segment is a local segment allocated by an egress node. A Path Segment can be allocated through several ways, such as CLI, BGP [[I-D.ietf-idr-sr-policy-path-segment](#)], PCEP [[I-D.ietf-pce-sr-path-segment](#)] or other ways. The mechanisms through which a Path Segment is allocated are out of scope of this document.

When a Path Segment is allocated by the egress, it MUST be distributed to the ingress node of the path that identified by the path segment. In this case, only the egress will process the Path Segment, and other nodes specified by SIDs in the segment list do not know how to process the Path Segment.

Depending on the use case, a Path Segment may be distributed to the SRV6 nodes along the SRV6 path. In this case, the SRV6 nodes that learned the Path Segment may process the Path Segment depending on the use case. This is out of the scope of this document, and may be studied in the future if needed.

## 6. Processing of SRV6 Path Segment

When the SRV6 Path Segment is used, the following rules apply:

- \*The SRV6 Path Segment MUST appear only once in a segment list, and it MUST appear as the last entry. Placing an SRV6 Path



Segment at any other location in the SID list will result in unpredictable forwarding behavior. Only the one that appears as the last entry in the SID list will be processed.

\*When an SRv6 Path Segment is inserted, the SL MUST be initiated to be less than the value of Last Entry, and will not point to SRv6 Path Segment. For instance, when the Last entry is 4, the SID List[4] is the SRv6 Path Segment, so the SL MUST be set to 3 or other numbers less than Last entry.

\*The SRv6 Path Segment MUST NOT be copied to the IPv6 destination address.

\*Penultimate Segment Popping (PSP, as defined in [[RFC8986](#)]) MUST be disabled.

\*The ingress needs to set the P-flag when an SRv6 Path Segment is inserted in the SID List. Nodes that support SRv6 Path Segment processing will inspect the last entry to process SRv6 Path Segment when the P-flag is set. When the P-flag is unset, the nodes will not inspect the last entry.

\*The specific SRv6 Path Segment processing depends on use cases, and it is out of scope of this document.

## 7. IANA Considerations

This I-D requests the IANA to allocate, within the "SRv6 Endpoint Behaviors" sub-registry belonging to the top-level "Segment-routing with IPv6 data plane (SRv6) Parameters" registry, the following allocations:

Value	Description	Reference
TBA1	End.PSID - SRv6 Path Segment	[This.ID]

## 8. Security Considerations

This document does not introduce additional security requirements and mechanisms other than the ones described in [[RFC8402](#)].

## 9. Contributors

Zhenbin Li  
Huawei Technologies  
Huawei Campus, No. 156 Beiqing Rd.  
Beijing 100095  
China

Email: lizhenbin@huawei.com

Jie Dong  
Huawei Technologies  
Huawei Campus, No. 156 Beiqing Rd.  
Beijing 100095  
China

Email: jie.dong@huawei.com

## 10. Acknowledgements

The authors would like to thank Adrian Farrel, Stefano Previdi, and Zafar Ali for their valuable comments and suggestions.

## 11. References

### 11.1. Normative References

- [RFC2119] Bradner, S., "Key words for use in RFCs to Indicate Requirement Levels", BCP 14, RFC 2119, DOI 10.17487/RFC2119, March 1997, <<https://www.rfc-editor.org/info/rfc2119>>.
- [RFC8174] Leiba, B., "Ambiguity of Uppercase vs Lowercase in RFC 2119 Key Words", BCP 14, RFC 8174, DOI 10.17487/RFC8174, May 2017, <<https://www.rfc-editor.org/info/rfc8174>>.
- [RFC8402] Filsfils, C., Ed., Previdi, S., Ed., Ginsberg, L., Decraene, B., Litkowski, S., and R. Shaker, "Segment Routing Architecture", RFC 8402, DOI 10.17487/RFC8402, July 2018, <<https://www.rfc-editor.org/info/rfc8402>>.
- [RFC8754] Filsfils, C., Ed., Dukes, D., Ed., Previdi, S., Leddy, J., Matsushima, S., and D. Voyer, "IPv6 Segment Routing Header (SRH)", RFC 8754, DOI 10.17487/RFC8754, March 2020, <<https://www.rfc-editor.org/info/rfc8754>>.
- [RFC8986] Filsfils, C., Ed., Camarillo, P., Ed., Leddy, J., Voyer, D., Matsushima, S., and Z. Li, "Segment Routing over IPv6 (SRv6) Network Programming", RFC 8986, DOI 10.17487/

RFC8986, February 2021, <<https://www.rfc-editor.org/info/rfc8986>>.

## 11.2. Informative References

### [I-D.gandhi-spring-udp-pm]

Gandhi, R., Filsfils, C., Voyer, D., Salsano, S., Ventre, P. L., and M. Chen, "UDP Path for In-band Performance Measurement for Segment Routing Networks", Work in Progress, Internet-Draft, draft-gandhi-spring-udp-pm-02, 14 September 2018, <<https://datatracker.ietf.org/doc/html/draft-gandhi-spring-udp-pm-02>>.

[I-D.ietf-idr-sr-policy-path-segment] Li, C., Li, Z., Yin, Y., Cheng, W., and K. Talaulikar, "SR Policy Extensions for Path Segment and Bidirectional Path", Work in Progress, Internet-Draft, draft-ietf-idr-sr-policy-path-segment-08, 16 August 2023, <<https://datatracker.ietf.org/doc/html/draft-ietf-idr-sr-policy-path-segment-08>>.

[I-D.ietf-pce-sr-bidir-path] Li, C., Chen, M., Cheng, W., Gandhi, R., and Q. Xiong, "Path Computation Element Communication Protocol (PCEP) Extensions for Associated Bidirectional Segment Routing (SR) Paths", Work in Progress, Internet-Draft, draft-ietf-pce-sr-bidir-path-12, 9 September 2023, <<https://datatracker.ietf.org/doc/html/draft-ietf-pce-sr-bidir-path-12>>.

[I-D.ietf-pce-sr-path-segment] Li, C., Chen, M., Cheng, W., Gandhi, R., and Q. Xiong, "Path Computation Element Communication Protocol (PCEP) Extension for Path Segment in Segment Routing (SR)", Work in Progress, Internet-Draft, draft-ietf-pce-sr-path-segment-08, 24 August 2023, <<https://datatracker.ietf.org/doc/html/draft-ietf-pce-sr-path-segment-08>>.

[I-D.ietf-spring-mpls-path-segment] Cheng, W., Li, H., Li, C., Gandhi, R., and R. Zigler, "Path Segment in MPLS Based Segment Routing Network", Work in Progress, Internet-Draft, draft-ietf-spring-mpls-path-segment-16, 12 October 2023, <<https://datatracker.ietf.org/doc/html/draft-ietf-spring-mpls-path-segment-16>>.

[RFC7799] Morton, A., "Active and Passive Metrics and Methods (with Hybrid Types In-Between)", RFC 7799, DOI 10.17487/RFC7799, May 2016, <<https://www.rfc-editor.org/info/rfc7799>>.

[RFC8660] Bashandy, A., Ed., Filsfils, C., Ed., Previdi, S., Decraene, B., Litkowski, S., and R. Shakir, "Segment

Routing with the MPLS Data Plane", RFC 8660, DOI 10.17487/RFC8660, December 2019, <<https://www.rfc-editor.org/info/rfc8660>>.

[RFC9256] Filsfils, C., Talaulikar, K., Ed., Voyer, D., Bogdanov, A., and P. Mattes, "Segment Routing Policy Architecture", RFC 9256, DOI 10.17487/RFC9256, July 2022, <<https://www.rfc-editor.org/info/rfc9256>>.

#### Authors' Addresses

Cheng Li  
Huawei Technologies

Email: [c.l@huawei.com](mailto:c.l@huawei.com)

Weiqiang Cheng  
China Mobile

Email: [chengweiqiang@chinamobile.com](mailto:chengweiqiang@chinamobile.com)

Mach(Guoyi) Chen  
Huawei Technologies

Email: [mach.chen@huawei.com](mailto:mach.chen@huawei.com)

Dhruv Dhody  
Huawei Technologies  
Divyashree Techno Park, Whitefield  
Bangalore 560066  
Karnataka  
India

Email: [dhruv.ietf@gmail.com](mailto:dhruv.ietf@gmail.com)

Yongqing Zhu  
China Telecom  
Guangzhou

Email: [zhuyq8@chinatelecom.cn](mailto:zhuyq8@chinatelecom.cn)