

SPRING  
Internet-Draft  
Intended status: Standards Track  
Expires: 22 September 2022

W. Cheng, Ed.  
China Mobile  
C. Filsfils  
Cisco Systems, Inc.  
Z. Li  
Huawei Technologies  
B. Decraene  
Orange  
D. Cai  
Alibaba  
D. Voyer  
Bell Canada  
F. Clad, Ed.  
Cisco Systems, Inc.  
S. Zadok  
Broadcom  
J. Guichard  
Futurewei Technologies Ltd.  
L. Aihua  
ZTE Corporation  
R. Raszuk  
NTT Network Innovations  
C. Li  
Huawei Technologies  
21 March 2022

Compressed SRv6 Segment List Encoding in SRH  
[draft-ietf-spring-srv6-srh-compression-01](#)

Abstract

This document specifies new flavors for the SR endpoint behaviors defined in [RFC 8986](#), which enable a compressed SRv6 Segment-List encoding in the Segment Routing Header (SRH).

Status of This Memo

This Internet-Draft is submitted in full conformance with the provisions of [BCP 78](#) and [BCP 79](#).

Internet-Drafts are working documents of the Internet Engineering Task Force (IETF). Note that other groups may also distribute working documents as Internet-Drafts. The list of current Internet-Drafts is at <https://datatracker.ietf.org/drafts/current/>.

Internet-Draft      SRv6 Segment List Compression in SRH

March 2022

Internet-Drafts are draft documents valid for a maximum of six months and may be updated, replaced, or obsoleted by other documents at any time. It is inappropriate to use Internet-Drafts as reference material or to cite them other than as "work in progress."

This Internet-Draft will expire on 22 September 2022.

## Copyright Notice

Copyright (c) 2022 IETF Trust and the persons identified as the document authors. All rights reserved.

This document is subject to [BCP 78](#) and the IETF Trust's Legal Provisions Relating to IETF Documents (<https://trustee.ietf.org/license-info>) in effect on the date of publication of this document. Please review these documents carefully, as they describe your rights and restrictions with respect to this document. Code Components extracted from this document must include Revised BSD License text as described in Section 4.e of the [Trust Legal Provisions](#) and are provided without warranty as described in the Revised BSD License.

## Table of Contents

|                        |   |                    |
|------------------------|---|--------------------|
| <a href="#">1.</a>     | Introduction . . . . .                              | <a href="#">3</a>  |
| <a href="#">2.</a>     | Terminology . . . . .                               | <a href="#">3</a>  |
| <a href="#">2.1.</a>   | Requirements Language . . . . .                     | <a href="#">4</a>  |
| <a href="#">3.</a>     | Basic Concepts . . . . .                            | <a href="#">4</a>  |
| <a href="#">4.</a>     | SR Endpoint Flavors . . . . .                       | <a href="#">5</a>  |
| <a href="#">4.1.</a>   | NEXT-C-SID Flavor . . . . .                         | <a href="#">5</a>  |
| <a href="#">4.1.1.</a> | End with NEXT-C-SID . . . . .                       | <a href="#">6</a>  |
| <a href="#">4.1.2.</a> | End.X with NEXT-C-SID . . . . .                     | <a href="#">7</a>  |
| <a href="#">4.1.3.</a> | Combination with PSP, USP and USD flavors . . . . . | <a href="#">7</a>  |
| <a href="#">4.2.</a>   | REPLACE-C-SID Flavor . . . . .                      | <a href="#">7</a>  |
| <a href="#">4.2.1.</a> | End with REPLACE-C-SID . . . . .                    | <a href="#">8</a>  |
| <a href="#">4.2.2.</a> | End.X with REPLACE-C-SID . . . . .                  | <a href="#">9</a>  |
| <a href="#">4.2.3.</a> | Combination with PSP, USP and USD flavors . . . . . | <a href="#">9</a>  |
| <a href="#">4.3.</a>   | Combined NEXT-and-REPLACE-C-SID Flavor . . . . .    | <a href="#">9</a>  |
| <a href="#">5.</a>     | GIB, LIB, global C-SID and local C-SID . . . . .    | <a href="#">11</a> |
| <a href="#">5.1.</a>   | Global C-SID . . . . .                              | <a href="#">11</a> |
| <a href="#">5.2.</a>   | Local C-SID . . . . .                               | <a href="#">12</a> |
| <a href="#">6.</a>     | C-SID and Block Length . . . . .                    | <a href="#">12</a> |
| <a href="#">6.1.</a>   | C-SID Length . . . . .                              | <a href="#">12</a> |
| <a href="#">6.2.</a>   | Block Length . . . . .                              | <a href="#">12</a> |

|                      |   |                    |
|----------------------|---|--------------------|
| <a href="#">6.3.</a> | GIB/LIB Usage . . . . .                                   | <a href="#">13</a> |
| <a href="#">7.</a>   | Efficient SID-list Encoding . . . . .                     | <a href="#">13</a> |
| <a href="#">8.</a>   | Inter Routing Domains with the End.XPS behavior . . . . . | <a href="#">13</a> |
| <a href="#">9.</a>   | Control Plane . . . . .                                   | <a href="#">15</a> |
| <a href="#">10.</a>  | Illustrations . . . . .                                   | <a href="#">15</a> |

|                             |                                   |                    |
|-----------------------------|-----------------------------------|--------------------|
| <a href="#">11.</a>         | Interoperability Status . . . . . | <a href="#">15</a> |
| <a href="#">12.</a>         | Deployment Model . . . . .        | <a href="#">16</a> |
| <a href="#">13.</a>         | Security Considerations . . . . . | <a href="#">16</a> |
| <a href="#">14.</a>         | Acknowledgements . . . . .        | <a href="#">16</a> |
| <a href="#">15.</a>         | References . . . . .              | <a href="#">16</a> |
| <a href="#">15.1.</a>       | Normative References . . . . .    | <a href="#">16</a> |
| <a href="#">15.2.</a>       | Informative References . . . . .  | <a href="#">17</a> |
| <a href="#">Appendix A.</a> | Open Issues . . . . .             | <a href="#">18</a> |
|                             | Authors' Addresses . . . . .      | <a href="#">18</a> |

## [1.](#) Introduction

The Segment Routing architecture is defined in [[RFC8402](#)].

SRv6 Network Programming [[RFC8986](#)] defines a framework to build a network program with topological and service segments carried in a Segment Routing header (SRH) [[RFC8754](#)].

This document specifies new flavors to the SR endpoint behaviors defined in [Section 4 of \[RFC8986\]](#). These flavors enable a compressed encoding of the SRv6 Segment-List in the SRH and therefore address the requirements described in

[[I-D.srcompdt-spring-compression-requirement](#)].

The flavors defined in this document leverage the SRv6 data plane defined in [[RFC8754](#)] and [[RFC8986](#)], and are compatible with the SRv6 control plane extensions for IS-IS

[[I-D.ietf-lsr-isis-srv6-extensions](#)], OSPF

[[I-D.ietf-lsr-ospfv3-srv6-extensions](#)], and BGP

[[I-D.ietf-bess-srv6-services](#)].

## [2.](#) Terminology

This document leverages the terms defined in [[RFC8402](#)], [[RFC8754](#)] and [[RFC8986](#)]. The reader is assumed to be familiar with this terminology.

This document introduces the following new terms:

- \* Compressed-SID (C-SID): A C-SID is a short encoding of a SID in SRv6 packet that does not include the SID block bits (locator block).
- \* Compressed-SID container (C-SID container): An entry of the SRH Segment-List field (128 bits) that contains a sequence of C-SIDs.

- \* Compressed-SID sequence (C-SID sequence): A group of one or more C-SID containers in a segment list that share the same SRv6 SID block.
- \* Uncompressed SID sequence: A group of one or more uncompressed SIDs in a segment list.
- \* Compressed Segment List encoding: A segment list encoding that reduces the packet header length thanks to one or more C-SID sequences. A compressed Segment List encoding may also contain any number of uncompressed SID sequences.

### [2.1.](#) Requirements Language

The key words "MUST", "MUST NOT", "REQUIRED", "SHALL", "SHALL NOT", "SHOULD", "SHOULD NOT", "RECOMMENDED", "NOT RECOMMENDED", "MAY", and "OPTIONAL" in this document are to be interpreted as described in [BCP 14](#) [[RFC2119](#)] [[RFC8174](#)] when, and only when, they appear in all capitals, as shown here.

## [3.](#) Basic Concepts

In an SRv6 domain, the SIDs are allocated from a particular IPv6 prefix: the SRv6 SID block. Therefore, all SRv6 SIDs instantiated from the same SRv6 SID block share the same most significant bits. These common bits are named Locator-Block in [[RFC8986](#)]. Furthermore, when the combined length of the SRv6 SID Locator, Function and Argument is smaller than 128 bits, the trailing bits are set to zero.

When a sequence of consecutive SIDs in a Segment List shares a common Locator-Block, a compressed SRv6 Segment-List encoding can optimize the packet header length by avoiding the repetition of the Locator-Block and trailing bits with each individual SID.

The compressed Segment List encoding is fully compliant with the specifications in [\[RFC8402\]](#), [\[RFC8754\]](#) and [\[RFC8986\]](#). Efficient encoding is achieved by combining a compressed Segment List encoding logic on the SR policy headend with new flavors of the base SRv6 endpoint behaviors that decode this compressed encoding.

A Segment List can be encoded in the packet header using any combination of compressed and uncompressed sequences. The C-SID sequences leverage the flavors defined in this document, while the uncompressed sequences use behaviors and flavors defined in other documents, such as [\[RFC8986\]](#). An SR Policy headend constructs and compresses the SID-list depending on the capabilities of each SR endpoint node that the packet should traverse, as well as its own compression capabilities.

It is expected that compressed encoding flavors be available on devices with limited packet manipulation capabilities, such as legacy ASICs.

The compressed Segment List encoding supports any SRv6 SID Block allocation. While other options are supported and may provide higher efficiency, each routing domain can be allocated a /48 prefix from a global IPv6 block (see [Section 6.2](#)).

#### [4.](#) SR Endpoint Flavors

This section defines several options to achieve compressed Segment List encoding, in the form of two new flavors for the END, END.X and END.T behaviors of [\[RFC8986\]](#). These flavors could also be combined with behaviors defined in other documents.

The compressed encoding can be achieved by leveraging any of these SR endpoint flavors. The NEXT-C-SID flavor and the REPLACE-C-SID flavor expose the same high-level behavior in their use of the SID argument to determine the next segment to be processed, but they have different low-level characteristics that can make one more or less efficient than the other for a particular SRv6 deployment. The NEXT-

and-REPLACE-C-SID flavor is the combination of the NEXT-C-SID flavor and the REPLACE-C-SID flavor. It provides the best efficiency in terms of encapsulation size at the cost of increased complexity.

It is recommended for ease of operation that a single compressed encoding flavor be used in a given SRv6 domain. However, in a multi-domain deployment, different flavors can be used in different domains.

All three flavors leverage the following variables:

- \* Variable B is the Locator Block length of the SID.
- \* Variable NF is the sum of the Locator Node and the Function lengths of the SID. It is also referred to as C-SID length.
- \* Variable A is the Argument length of the SID.

#### [4.1.](#) NEXT-C-SID Flavor

A SID instantiated with the NEXT-C-SID flavor takes an argument that carries the remaining C-SIDs in the current C-SID container.

The length A of the argument is equal to  $128 - B - NF$  and should be a multiple of NF.

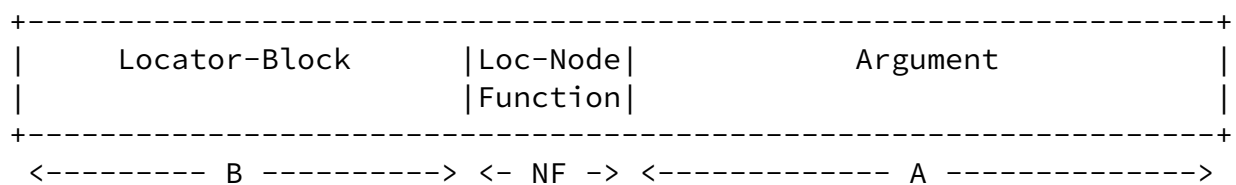


Figure 1: Example of a NEXT-C-SID flavored SID structure using a 48-bit block, 16-bit combined locator and function, and 64-bit argument

##### [4.1.1.](#) End with NEXT-C-SID

When processing an IPv6 packet that matches a FIB entry locally instantiated as an End SID with the NEXT-C-SID flavor, the procedure described in [Section 4.1 of \[RFC8986\]](#) is executed with the following

modifications.

The below pseudocode is inserted between lines S01 and S02 of the SRH processing in [Section 4.1 of \[RFC8986\]](#), and a second time before line S01 of the upper-layer header processing in [Section 4.1.1 of \[RFC8986\]](#).

```
S01. If (DA.Argument != 0) {
S02.   If (IPv6 Hop Limit <= 1) {
S03.     Send an ICMP Time Exceeded message to the Source Address,
        Code 0 (Hop limit exceeded in transit),
        interrupt packet processing and discard the packet.
S04.   }
S05.   Copy the value of DA.Argument into the bits [B..(B+A-1)]
        of the Destination Address.
S06.   Set the bits [(B+A)..127] of the Destination Address to
        zero.
S07.   Decrement Hop Limit by 1.
S08.   Submit the packet to the egress IPv6 FIB lookup for
        transmission to the next destination.
S09. }
```

Notes:

- \* DA.Argument identifies the bits [(B+NF)..127] in the Destination Address of the IPv6 header.
- \* The value in the Segments Left field of the SRH is not modified when DA.Argument in the received packet has a non-zero value.

#### [4.1.2.](#) End.X with NEXT-C-SID

When processing an IPv6 packet that matches a FIB entry locally instantiated as an End.X SID with the NEXT-C-SID flavor, the procedure described in [Section 4.2 of \[RFC8986\]](#) is executed with the same modifications as in [Section 4.1.1](#) of this document, except for line S08 that is replaced as follows.

S08. Submit the packet to the IPv6 module for transmission to the new destination via a member of J.

#### [4.1.3.](#) Combination with PSP, USP and USD flavors

PSP: The PSP flavor defined in [Section 4.16.1 of \[RFC8986\]](#) is unchanged when combined with the NEXT-C-SID flavor.

USP: The USP flavor defined in [Section 4.16.2 of \[RFC8986\]](#) is unchanged when combined with the NEXT-C-SID flavor.

USD: The USD flavor is unchanged when combined with the NEXT-C-SID flavor. The pseudocodes defined in [Section 4.1.1](#) and [Section 4.1.2](#) of this document are inserted at the beginning of the modified upper-layer header processing defined in [Section 4.16.3 of \[RFC8986\]](#) for End and End.X, respectively.

#### [4.2.](#) REPLACE-C-SID Flavor

A SID instantiated with the REPLACE-C-SID flavor takes an argument that indicates the index of the next C-SID in the appropriate container.

The length A of the argument should be at least  $\text{ceil}(\log_2(128/NF))$ .

All SIDs that are part of a C-SID sequence using the REPLACE-C-SID flavor have the same C-SID length NF.

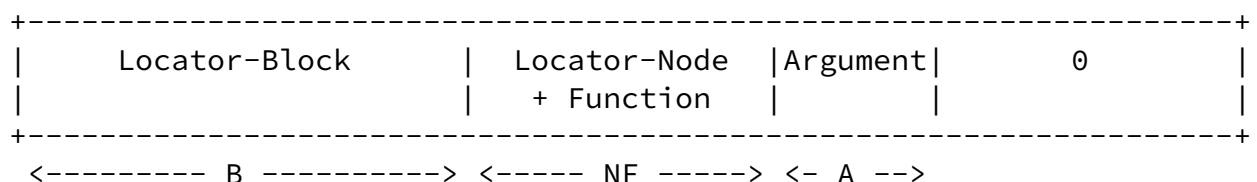


Figure 2: Example of a REPLACE-C-SID flavored SID structure using a 48-bit block, 32-bit combined locator and function, and 16-bit argument

##### [4.2.1.](#) End with REPLACE-C-SID

When processing an IPv6 packet that matches a FIB entry locally instantiated as an End SID with the REPLACE-C-SID flavor, the SRH processing described in [Section 4.1 of \[RFC8986\]](#) is replaced as follows.

```
S01. When an SRH is processed {
S02.   If (Segments Left == 0 and DA.Argument == 0) {
S03.     Stop processing the SRH, and proceed to process the next
        header in the packet, whose type is identified by
        the Next Header field in the routing header.
S04.   }
S05.   If (IPv6 Hop Limit <= 1) {
S06.     Send an ICMP Time Exceeded message to the Source Address,
        Code 0 (Hop limit exceeded in transit),
        interrupt packet processing and discard the packet.
S07.   }
S08.   max_LE = (Hdr Ext Len / 2) - 1
S09.   If (DA.Argument != 0) {
S10.     If ((Last Entry > max_LE) or (Segments Left > Last Entry)) {
S11.       Send an ICMP Parameter Problem to the Source Address,
        Code 0 (Erroneous header field encountered),
        Pointer set to the Segments Left field,
        interrupt packet processing and discard the packet.
S11.     }
S12.     Decrement DA.Argument by 1.
S13.   } Else {
S14.     If((Last Entry > max_LE) or (Segments Left > Last Entry+1)){
S15.       Send an ICMP Parameter Problem to the Source Address,
        Code 0 (Erroneous header field encountered),
        Pointer set to the Segments Left field,
        interrupt packet processing and discard the packet.
S11.     }
S12.     Decrement Segments Left by 1.
S13.     Set DA.Argument to (128/NF - 1).
S14.   }
S15.   Decrement IPv6 Hop Limit by 1
S16.   Write Segment List[Segments Left][DA.Argument] into the bits
        [B..B+NF-1] of the Destination Address of the IPv6 header.
S17.   Write DA.Argument into the bits [B+NF..B+NF+A-1] of the
        Destination Address of the IPv6 header.
S18.   Submit the packet to the egress IPv6 FIB lookup for
        transmission to the new destination.
S19. }
```

Notes:

- \* DA.Argument identifies the bits  $[(B+NF)..(B+NF+A-1)]$  in the Destination Address of the IPv6 header.
- \* Segment List[Segments Left][DA.Argument] identifies the bits  $[DA.Argument*NF..(DA.Argument+1)*NF-1]$  in the SRH Segment List entry at index Segments Left.

The upper-layer header processing described in [Section 4.1.1 of \[RFC8986\]](#) is unchanged.

#### [4.2.2.](#) End.X with REPLACE-C-SID

When processing an IPv6 packet that matches a FIB entry locally instantiated as an End.X SID with the REPLACE-C-SID flavor, the procedure described in [Section 4.2 of \[RFC8986\]](#) is executed with the same modifications as in [Section 4.2.1](#) of this document, except for line S18 that is replaced as follows.

S18. Submit the packet to the IPv6 module for transmission to the new destination via a member of J.

#### [4.2.3.](#) Combination with PSP, USP and USD flavors

PSP: When combined with the REPLACE-C-SID flavor, the additional PSP flavor instructions defined in [Section 4.16.1.2 of \[RFC8986\]](#) are inserted after line S17 of the pseudocode in [Section 4.2.1](#), and the first line of the inserted instructions is modified as follows.

S17.1. If (Segments Left == 0 and DA.Argument == 0) {

USP: When combined with the REPLACE-C-SID flavor, the lines S02-S04 of the pseudocode in [Section 4.2.1](#) are substituted by the USP flavor instructions defined in [Section 4.16.2 of \[RFC8986\]](#), with the following modification.

S02. If (Segments Left == 0 and DA.Argument == 0) {

USD: The USD flavor defined in [Section 4.16.3 of \[RFC8986\]](#) is unchanged when combined with the REPLACE-C-SID flavor.

#### [4.3.](#) Combined NEXT-and-REPLACE-C-SID Flavor

A SID instantiated with the NEXT-and-REPLACE-C-SID flavor takes a two-parts argument comprising, Arg.Next and Arg.Index, and encoded in the SID in this order.

The length  $A_I$  of Arg.Index should be at least  $\text{ceil}(\log_2(128/NF))$ .

The length  $A_N$  of Arg.Next is equal to  $128 - B - NF - A_I$  and must be a multiple of  $NF$ .

The total SID argument length  $A$  is the sum of  $A_I$  and  $A_N$ .

The NEXT-and-REPLACE-C-SID flavor also leverages an additional variable,  $C_{DA}$ , that is equal to  $(1 + (A_N/NF))$  and represents the number of C-SID's that can be encoded in the IPv6 Destination Address.

All SIDs that are part of a C-SID sequence using the NEXT-and-REPLACE-C-SID flavor must have the same C-SID length  $NF$ . Furthermore, this  $NF$  must be a divisor of 128.

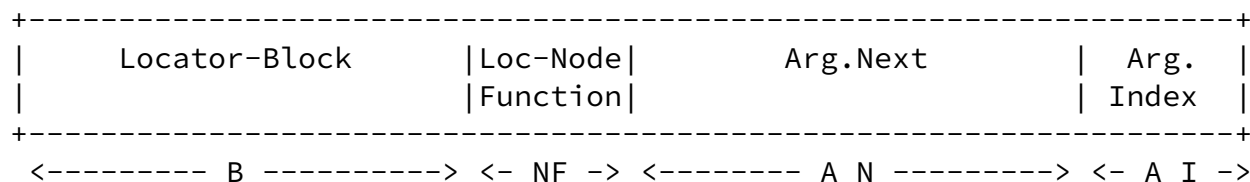


Figure 3: Example of a NEXT-and-REPLACE-C-SID flavored SID structure using a 48-bit block, 16-bit combined locator and function, 48-bit Arg.Next and 16-bit Arg.Index

Pseudo-code:

1. If (DA.Arg.Next != 0) {
2.     Copy DA.Arg.Next into the bits [B..(B+A\_N-1)] of the Destination Address of the IPv6 header.
3.     Set the bits [(B+A\_N)..(B+NF+A\_N-1)] of the Destination Address of the IPv6 header to zero.
4. } Else If (DA.Arg.Index >= C\_DA) {
5.     Decrement DA.Arg.Index by C\_DA.
6.     Copy C\_DA\*NF bits from Segment List[Segments Left][DA.Arg.Index] into the bits [B..B+C\_DA\*NF-1] of the Destination Address of the IPv6 header.
7. } Else If (Segments Left != 0) {
8.     Decrement Segments Left by 1.
9.     Set DA.Arg.Index to ((DA.Arg.Index - C\_DA) % (128/NF)).
- [10.](#)     Copy C\_DA\*NF bits from Segment List[Segments Left][DA.Arg.Index] into the bits [B..B+C\_DA\*NF-1] of the Destination Address of the IPv6 header.
- [11.](#) } Else {
- [12.](#)     Copy DA.Arg.Index\*NF bits from Segment List[0][0] into the bits [B..B+DA.Arg.Index\*NF-1] of the Destination Address of the IPv6 header.
- [13.](#)     Set the bits [B+DA.Arg.Index\*NF..B+NF+A\_N-1] of the Destination Address of the IPv6 header to zero.
- [14.](#)     Set DA.Arg.Index to 0.
- [15.](#) }

Notes:

- \* DA.Arg.Next identifies the bits [(B+NF)..(B+NF+A\_N-1)] in the Destination Address of the IPv6 header.
- \* DA.Arg.Index identifies the bits [(B+NF+A\_N)..(B+NF+A\_N+A\_I-1)] in the Destination Address of the IPv6 header.

- \* Segment List[Segments Left][DA.Arg.Index] identifies the bits [DA.Arg.Index\*NF..(DA.Arg.Index+1)\*NF-1] in the SRH Segment List entry at index Segments Left.

## [5.](#) GIB, LIB, global C-SID and local C-SID

GIB: The set of IDs available for global C-SID allocation.

LIB: The set of IDs available for local C-SID allocation.

### [5.1.](#) Global C-SID

A C-SID from the GIB.

A Global C-SID typically identifies a shortest-path to a node in the SRv6 domain. An IP route is advertised by the parent node to each of its global C-SID's, under the associated C-SID block. The parent node executes a variant of the END behavior.

A node can have multiple global C-SID's under the same C-SID blocks (e.g. one per IGP flexible algorithm). Multiple nodes may share the same global C-SID (anycast).

### [5.2.](#) Local C-SID

A C-SID from the LIB.

A local C-SID may identify a cross-connect to a direct neighbor over a specific interface or a VPN context.

No IP route is advertised by a parent node for its local C-SID's.

If N1 and N2 are two different physical nodes of the SRv6 domain and I is a local C-SID value, then N1 and N2 may bind two different behaviors to I.

The concept of LIB is applicable to SRv6 and specifically to its NEXT-C-SID and REPLACE-C-SID flavors. The shorter the SID/C-SID, the more benefit the LIB brings.

The allocation of C-SID's from the GIB and LIB depends on the C-SID length (see [Section 6.3](#)).

## [6.](#) C-SID and Block Length

### [6.1.](#) C-SID Length

The NEXT-C-SID flavor supports both 16- and 32-bit C-SID lengths. A C-SID length of 16-bit is recommended.

The REPLACE-C-SID flavor supports both 16- and 32-bit C-SID lengths. A C-SID length of 32-bit is recommended.

### [6.2.](#) Block Length

The recommended SRv6 SID block sizes for the NEXT-C-SID flavor are 16, 32 or 48 bits. The smaller the block, the higher the compression efficiency.

The recommended SRv6 SID block size for the REPLACE-C-SID flavor can be 48, 56, 64, 72 or 80 bits, depending on the needs of the operator.

### [6.3.](#) GIB/LIB Usage

The previous block and C-SID length recommendations, call for the following GIB/LIB usage:

\* NEXT-C-SID:

- GIB: END.NEXT-C-SID
- LIB: END.X.NEXT-C-SID, END.DX.NEXT-C-SID, END.DT.NEXT-C-SID
- LIB: END.DX.NEXT-C-SID for large-scale PW support

\* REPLACE-C-SID:

- GIB: END.REPLACE-C-SID, END.X.REPLACE-C-SID, END.DX.REPLACE-C-SID, END.DT.REPLACE-C-SID

- LIB: END.DX.REPLACE-C-SID for large-scale PW support

## [7.](#) Efficient SID-list Encoding

The compressed SID-list encoding logic is a local behavior of the SR Policy headend node and hence out of the scope of this document.

## [8.](#) Inter Routing Domains with the End.XPS behavior

The End.XPS behavior described in this section is OPTIONAL.

Some SRv6 traffic may need to cross multiple routing domains, such as different Autonomous Systems (ASes) or different routing areas. Different routing domains may use different addressing schema and SRv6 SID blocks.

This section defines an optional solution and SID behavior allowing for the use of different SRv6 SID blocks between routing domains.

The solution requires a new SID behavior, called "Endpoint with cross-connect to an array of layer-3 adjacencies and SRv6 Prefix Swap" (End.XPS for short) allowing for this transition of SRv6 SID block between two routing domains.

End.XPS is a variant of End.X, performing both "End.X Layer-3 Cross-Connect" and the translation of the SRv6 SID block between the two routing domains.

The processing takes as an additional parameter the prefix B2/m corresponding the SRv6 SID block in the second domain. This parameter is a property of the (received) SID and is given as a result of the lookup on the IPv6 destination address which identifies the SRv6 SID and its properties.

The End.XPS behavior is compatible with the NEXT-C-SID, REPLACE-C-SID, and NEXT-and-REPLACE-C-SID flavors described in this document.

When a router R receives a packet whose IPv6 DA matches a local End.XPS SID with the NEXT-C-SID flavor, that is associated with a set

J of one or more Layer-3 adjacencies and the SRv6 SID block B2/m of the neighbor routing domain, R processes the packet as follows.

1. If (DA.Argument != 0) {
2.     Write B2 into the most significant bits of the Destination Address of the IPv6 header.
3.     Write DA.Argument into the bits [m..(m+A-1)] of the Destination Address of the IPv6 header.
4.     Set the bits [(m+A)..127] of the Destination Address of the IPv6 header to zero.
5. } Else {
6.     Decrement Segments Left by 1.
7.     Copy Segment List[Segments Left] from the SRH to the Destination Address of the IPv6 header.
8. }
9. Submit the packet to the IPv6 module for transmission to the new destination via a member of J.

When a router R receives a packet whose IPv6 DA matches a local End.XPS SID with the REPLACE-C-SID flavor, that is associated with a set J of one or more Layer-3 adjacencies and the SRv6 SID block B2/m of the neighbor routing domain, R processes the packet as follows.

1. If (DA.Argument != 0) {
2.     Decrement DA.Argument by 1.
3. } Else {
4.     Decrement Segments Left by 1.

5. Set DA.Argument to  $(128/NF - 1)$ .
6. }
7. Write B2 into the most significant bits of the Destination Address of the IPv6 header.
8. Write Segment List[Segments Left][DA.Argument] into the bits  $[m..m+NF-1]$  of the Destination Address of the IPv6 header.
9. Write DA.Argument into the bits  $[m+NF..m+NF+A-1]$  of the Destination Address of the IPv6 header.
10. Set the bits  $[(m+NF+A)..127]$  of the Destination Address of the IPv6 header to zero.
11. Submit the packet to the IPv6 module for transmission to the new destination via a member of J.

Note: the way the SRv6 SID Block B2 of the next routing domain is known is out of scope of this document. As examples, it could be learnt via configuration, or using a signaling protocol either with the peer domain or with a central controller (e.g. PCE).

When End.XPS SID behavior is used, the restriction on the C-SID length for the REPLACE-C-SID and the NEXT-and-REPLACE-C-SID flavors is relaxed and becomes: all SID the are part of a C-SID sequence \*within a domain\* MUST have the same SID length NF.

## 9. Control Plane

This document does not require any control plane modification.

## 10. Illustrations

Illustrations for the functionalities defined in this document are provided in [[I-D.clad-spring-srv6-srh-compression-illus](#)].

## 11. Interoperability Status

In November 2020, China Mobile successfully validated multiple interoperable implementations of the NEXT-C-SID and REPLACE-C-SID flavors defined in this document.

This testing covered two different implementations of the SRv6 endpoint flavors defined in this document:

- \* Hardware implementation in Cisco ASR 9000 running IOS XR
- \* Software implementation in Cisco IOS XRv9000 virtual appliance

- \* Hardware implementation in Huawei NE40E and NE5000E running VRP

The interoperability was validated for the following scenario:

- \* Packet forwarding through a traffic engineering segment list combining, in the same SRH ([RFC8754]), SRv6 SIDs bound to an endpoint behavior with the NEXT-C-SID flavor and SRv6 SIDs bound to an endpoint behavior with the REPLACE-C-SID flavor.

Further interoperability testing is ongoing and will be reported in this document as the work progresses.

## 12. Deployment Model

Section 5 of [RFC8754] defines the intra-SR-domain deployment model and associated security procedures.

The same deployment model apply to the SIDs defined in this document.

## 13. Security Considerations

The security requirements and mechanisms described in [RFC8402] and [RFC8754] also apply to this document.

This document does not introduce any new security consideration.

## 14. Acknowledgements

The authors would like to thank Kamran Raza, Xing Jiang, YuanChao Su, Han Li and Yisong Liu.

## 15. References

### 15.1. Normative References

- [RFC2119] Bradner, S., "Key words for use in RFCs to Indicate Requirement Levels", [BCP 14](#), [RFC 2119](#), DOI 10.17487/RFC2119, March 1997, <<https://www.rfc-editor.org/info/rfc2119>>.
- [RFC8174] Leiba, B., "Ambiguity of Uppercase vs Lowercase in [RFC 2119](#) Key Words", [BCP 14](#), [RFC 8174](#), DOI 10.17487/RFC8174, May 2017, <<https://www.rfc-editor.org/info/rfc8174>>.
- [RFC8402] Filsfils, C., Ed., Previdi, S., Ed., Ginsberg, L., Decraene, B., Litkowski, S., and R. Shakir, "Segment Routing Architecture", [RFC 8402](#), DOI 10.17487/RFC8402,

- [RFC8754] Filsfils, C., Ed., Dukes, D., Ed., Previdi, S., Leddy, J., Matsushima, S., and D. Voyer, "IPv6 Segment Routing Header (SRH)", [RFC 8754](#), DOI 10.17487/RFC8754, March 2020, <<https://www.rfc-editor.org/info/rfc8754>>.
- [RFC8986] Filsfils, C., Ed., Camarillo, P., Ed., Leddy, J., Voyer, D., Matsushima, S., and Z. Li, "Segment Routing over IPv6 (SRv6) Network Programming", [RFC 8986](#), DOI 10.17487/RFC8986, February 2021, <<https://www.rfc-editor.org/info/rfc8986>>.

## [15.2.](#) Informative References

- [EMAIL1] "SPRING chairs email on the adoption of [draft-filsfilscheng-spring-srv6-srh-compression-02](#)", October 2021, <<https://mailarchive.ietf.org/arch/msg/spring/VjVIxo7fZFhsIHJ5wFQXIBvvtNM/>>.
- [EMAIL2] "SPRING chairs email on working group process", February 2022, <<https://mailarchive.ietf.org/arch/msg/spring/vCc9Ckvwu5HA-RCleV712dsA50A/>>.
- [I-D.clad-spring-srv6-srh-compression-illus]  
Clad, F. and D. Dukes, "Illustrations for Compressed SRv6 Segment List Encoding in SRH", Work in Progress, Internet-Draft, [draft-clad-spring-srv6-srh-compression-illus-00](#), 15 October 2021, <<https://www.ietf.org/archive/id/draft-clad-spring-srv6-srh-compression-illus-00.txt>>.
- [I-D.ietf-bess-srv6-services]  
Dawra, G., Filsfils, C., Talaulikar, K., Raszuk, R., Decraene, B., Zhuang, S., and J. Rabadan, "SRv6 BGP based Overlay Services", Work in Progress, Internet-Draft, [draft-ietf-bess-srv6-services-13](#), 19 March 2022, <<https://www.ietf.org/archive/id/draft-ietf-bess-srv6-services-13.txt>>.
- [I-D.ietf-lsr-isis-srv6-extensions]  
Psenak, P., Filsfils, C., Bashandy, A., Decraene, B., and Z. Hu, "IS-IS Extensions to Support Segment Routing over

IPv6 Dataplane", Work in Progress, Internet-Draft, [draft-ietf-lsr-isis-srv6-extensions-18](https://www.ietf.org/archive/id/draft-ietf-lsr-isis-srv6-extensions-18), 20 October 2021, <<https://www.ietf.org/archive/id/draft-ietf-lsr-isis-srv6-extensions-18.txt>>.

[I-D.ietf-lsr-ospfv3-srv6-extensions]

Li, Z., Hu, Z., Cheng, D., Talaulikar, K., and P. Psenak, "OSPFv3 Extensions for SRv6", Work in Progress, Internet-

Cheng, et al.

Expires 22 September 2022

[Page 17]

---

Internet-Draft

SRv6 Segment List Compression in SRH

March 2022

Draft, [draft-ietf-lsr-ospfv3-srv6-extensions-03](https://www.ietf.org/archive/id/draft-ietf-lsr-ospfv3-srv6-extensions-03), 19 November 2021, <<https://www.ietf.org/archive/id/draft-ietf-lsr-ospfv3-srv6-extensions-03.txt>>.

[I-D.srcompdt-spring-compression-requirement]

Cheng, W., Xie, C., Bonica, R., Dukes, D., Li, C., Shaofu, P., and W. Henderickx, "Compressed SRv6 SID List Requirements", Work in Progress, Internet-Draft, [draft-srcompdt-spring-compression-requirement-07](https://www.ietf.org/archive/id/draft-srcompdt-spring-compression-requirement-07), 11 July 2021, <<https://www.ietf.org/archive/id/draft-srcompdt-spring-compression-requirement-07.txt>>.

## [Appendix A](#). Open Issues

This section was added as requested by the SPRING chair in [[EMAIL1](#)].

Issues raised during and after the adoption call for this draft are tracked in an issue tracker. The remainder of this section identifies the most significant open issues, from the adoption call, for the working group to keep track of.

As a reminder to those reading this section, this document is a work in progress, and subject to change by the working group. As noted at the front of this document, "It is inappropriate to use Internet-Drafts as reference material"

- \* Given that the working group has said that it wants to standardize one data plane solution, and given that the document contains multiple SRv6 EndPoint behaviors that some WG members have stated are multiple data plane solutions, the working group will address whether this is valid and coherent with its one data plane solution objective.

- \* As reminded in the conclusion of the adoption call, this document is subject to the policy announced by the SPRING chairs in [\[EMAIL2\]](#). In particular, this means that this document can not go to WG last call until 6man completes handling of an Internet Draft that deals with the relationship of C-SIDs to [RFC 4291](#). It is hoped and expected that said resolution will be a WG last call and document approval in 6man of a document providing for the way that C-SIDs use the IPv6 destination address field.

#### Authors' Addresses

Weiqiang Cheng (editor)  
China Mobile  
China  
Email: [chengweiqiang@chinamobile.com](mailto:chengweiqiang@chinamobile.com)

Cheng, et al.

Expires 22 September 2022

[Page 18]

---

Internet-Draft

SRv6 Segment List Compression in SRH

March 2022

Clarence Filsfils  
Cisco Systems, Inc.  
Belgium  
Email: [cf@cisco.com](mailto:cf@cisco.com)

Zhenbin Li  
Huawei Technologies  
China  
Email: [lizhenbin@huawei.com](mailto:lizhenbin@huawei.com)

Bruno Decraene  
Orange  
France  
Email: [bruno.decraene@orange.com](mailto:bruno.decraene@orange.com)

Dennis Cai  
Alibaba  
United States of America  
Email: [d.cai@alibaba-inc.com](mailto:d.cai@alibaba-inc.com)

Daniel Voyer  
Bell Canada

Canada  
Email: daniel.voyer@bell.ca

Francois Clad (editor)  
Cisco Systems, Inc.  
France  
Email: fclad@cisco.com

Shay Zadok  
Broadcom  
Israel  
Email: shay.zadok@broadcom.com

James N Guichard  
Futurewei Technologies Ltd.  
United States of America  
Email: james.n.guichard@futurewei.com

Cheng, et al.

Expires 22 September 2022

[Page 19]

---

Internet-Draft

SRv6 Segment List Compression in SRH

March 2022

Liu Aihua  
ZTE Corporation  
China  
Email: liu.aihua@zte.com.cn

Robert Raszuk  
NTT Network Innovations  
United States of America  
Email: robert@raszuk.net

Cheng Li  
Huawei Technologies  
China  
Email: chengli13@huawei.com

