

TCP Maintenance & Minor Extensions (tcpm)
Internet-Draft
Intended status: Experimental
Expires: September 6, 2018

B. Briscoe
CableLabs
M. Kuehlewind
ETH Zurich
R. Scheffenegger
March 5, 2018

More Accurate ECN Feedback in TCP
draft-ietf-tcpm-accurate-ecn-06

Abstract

Explicit Congestion Notification (ECN) is a mechanism where network nodes can mark IP packets instead of dropping them to indicate incipient congestion to the end-points. Receivers with an ECN-capable transport protocol feed back this information to the sender. ECN is specified for TCP in such a way that only one feedback signal can be transmitted per Round-Trip Time (RTT). Recently, new TCP mechanisms like Congestion Exposure (ConEx) or Data Center TCP (DCTCP) need more accurate ECN feedback information whenever more than one marking is received in one RTT. This document specifies an experimental scheme to provide more than one feedback signal per RTT in the TCP header. Given TCP header space is scarce, it overloads the three existing ECN-related flags in the TCP header and provides additional information in a new TCP option.

Status of This Memo

This Internet-Draft is submitted in full conformance with the provisions of [BCP 78](#) and [BCP 79](#).

Internet-Drafts are working documents of the Internet Engineering Task Force (IETF). Note that other groups may also distribute working documents as Internet-Drafts. The list of current Internet-Drafts is at <https://datatracker.ietf.org/drafts/current/>.

Internet-Drafts are draft documents valid for a maximum of six months and may be updated, replaced, or obsoleted by other documents at any time. It is inappropriate to use Internet-Drafts as reference material or to cite them other than as "work in progress."

This Internet-Draft will expire on September 6, 2018.

Internet-Draft

Accurate TCP-ECN Feedback

March 2018

Copyright Notice

Copyright (c) 2018 IETF Trust and the persons identified as the document authors. All rights reserved.

This document is subject to [BCP 78](#) and the IETF Trust's Legal Provisions Relating to IETF Documents (<https://trustee.ietf.org/license-info>) in effect on the date of publication of this document. Please review these documents carefully, as they describe your rights and restrictions with respect to this document. Code Components extracted from this document must include Simplified BSD License text as described in Section 4.e of the Trust Legal Provisions and are provided without warranty as described in the Simplified BSD License.

Table of Contents

1.	Introduction	3
1.1.	Document Roadmap	4
1.2.	Goals	5
1.3.	Experiment Goals	5
1.4.	Terminology	6
1.5.	Recap of Existing ECN feedback in IP/TCP	7
2.	AccECN Protocol Overview and Rationale	8
2.1.	Capability Negotiation	9
2.2.	Feedback Mechanism	9
2.3.	Delayed ACKs and Resilience Against ACK Loss	10
2.4.	Feedback Metrics	10
2.5.	Generic (Dumb) Reflector	11
3.	AccECN Protocol Specification	12
3.1.	Negotiating to use AccECN	12
3.1.1.	Negotiation during the TCP handshake	12
3.1.2.	Retransmission of the SYN	14
3.2.	AccECN Feedback	15
3.2.1.	Initialization of Feedback Counters at the Data Sender	15
3.2.2.	The ACE Field	16
3.2.3.	Testing for Zeroing of the ACE Field	18
3.2.4.	Testing for Mangling of the IP/ECN Field	18
3.2.5.	Safety against Ambiguity of the ACE Field	19
3.2.6.	The AccECN Option	20
3.2.7.	Path Traversal of the AccECN Option	21
3.2.8.	Usage of the AccECN TCP Option	24

3.3.	Requirements for TCP Proxies, Offload Engines and other Middleboxes on AccECN Compliance	26
4.	Interaction with Other TCP Variants	27
4.1.	Compatibility with SYN Cookies	27
4.2.	Compatibility with Other TCP Options and Experiments	28

4.3.	Compatibility with Feedback Integrity Mechanisms	28
5.	Protocol Properties	29
6.	IANA Considerations	31
7.	Security Considerations	32
8.	Acknowledgements	32
9.	Comments Solicited	33
10.	References	33
10.1.	Normative References	33
10.2.	Informative References	33
Appendix A.	Example Algorithms	36
A.1.	Example Algorithm to Encode/Decode the AccECN Option	36
A.2.	Example Algorithm for Safety Against Long Sequences of ACK Loss	37
A.2.1.	Safety Algorithm without the AccECN Option	37
A.2.2.	Safety Algorithm with the AccECN Option	39
A.3.	Example Algorithm to Estimate Marked Bytes from Marked Packets	40
A.4.	Example Algorithm to Beacon AccECN Options	41
A.5.	Example Algorithm to Count Not-ECT Bytes	42
	Authors' Addresses	42

[1.](#) Introduction

Explicit Congestion Notification (ECN) [[RFC3168](#)] is a mechanism where network nodes can mark IP packets instead of dropping them to indicate incipient congestion to the end-points. Receivers with an ECN-capable transport protocol feed back this information to the sender. ECN is specified for TCP in such a way that only one feedback signal can be transmitted per Round-Trip Time (RTT). Recently, proposed mechanisms like Congestion Exposure (ConEx [[RFC7713](#)]), DCTCP [[RFC8257](#)] or L4S [[I-D.ietf-tsvwg-l4s-arch](#)] need more accurate ECN feedback information than provided by the feedback scheme as specified in [[RFC3168](#)] whenever more than one marking is received in one RTT. This document specifies an alternative feedback scheme that provides more accurate information and could be used by these new TCP extensions. A fuller treatment of the motivation for

this specification is given in the associated requirements document [[RFC7560](#)].

This document specifies an experimental scheme for ECN feedback in the TCP header to provide more than one feedback signal per RTT. It will be called the more accurate ECN feedback scheme, or AccECN for short. If AccECN progresses from experimental to the standards track, it is intended to be a complete replacement for classic TCP/ECN feedback, not a fork in the design of TCP. AccECN feedback complements TCP's loss feedback and it supplements classic TCP/ECN feedback, so its applicability is intended to include all public and private IP networks (and even any non-IP networks over which TCP is

Briscoe, et al.

Expires September 6, 2018

[Page 3]

Internet-Draft

Accurate TCP-ECN Feedback

March 2018

used today), whether or not any nodes on the path support ECN of whatever flavour.

Until the AccECN experiment succeeds, [[RFC3168](#)] will remain as the only standards track specification for adding ECN to TCP. To avoid confusion, in this document we use the term 'classic ECN' for the pre-existing ECN specification [[RFC3168](#)].

AccECN feedback overloads the two existing ECN flags as well as the currently reserved and previously called NS flag in the main TCP header with new definitions, so both ends have to support the new wire protocol before it can be used. Therefore during the TCP handshake the two ends use the three ECN-related flags in the TCP header to negotiate the most advanced feedback protocol that they can both support.

AccECN is solely an (experimental) change to the TCP wire protocol; it only specifies the negotiation and signaling of more accurate ECN feedback from a TCP Data Receiver to a Data Sender. It is completely independent of how TCP might respond to congestion feedback, which is out of scope. For that we refer to [[RFC3168](#)] or any RFC that specifies a different response to TCP ECN feedback, for example: [[RFC8257](#)]; or the ECN experiments referred to in [[RFC8311](#)], namely: a TCP-based Low Latency Low Loss Scalable (L4S) congestion control [[I-D.ietf-tsvwg-l4s-arch](#)]; ECN-capable TCP control packets [[I-D.ietf-tcpm-generalized-ecn](#)], or Alternative Backoff with ECN (ABE) [[I-D.ietf-tcpm-alternativebackoff-ecn](#)].

It is likely (but not required) that the AccECN protocol will be

implemented along with the following experimental additions to the TCP-ECN protocol: ECN-capable TCP control packets and retransmissions [[I-D.ietf-tcpm-generalized-ecn](#)], which includes the ECN-capable SYN/ACK experiment [[RFC5562](#)]; and testing receiver non-compliance [[I-D.moncaster-tcpm-rcv-cheat](#)].

[1.1.](#) Document Roadmap

The following introductory sections outline the goals of AccECN ([Section 1.2](#)) and the goal of experiments with ECN ([Section 1.3](#)) so that it is clear what success would look like. Then terminology is defined ([Section 1.4](#)) and a recap of existing prerequisite technology is given ([Section 1.5](#)).

[Section 2](#) gives an informative overview of the AccECN protocol. Then [Section 3](#) gives the normative protocol specification. [Section 4](#) assesses the interaction of AccECN with commonly used variants of TCP, whether standardised or not. [Section 5](#) summarises the features and properties of AccECN.

Briscoe, et al.

Expires September 6, 2018

[Page 4]

Internet-Draft

Accurate TCP-ECN Feedback

March 2018

[Section 6](#) summarises the protocol fields and numbers that IANA will need to assign and [Section 7](#) points to the aspects of the protocol that will be of interest to the security community.

[Appendix A](#) gives pseudocode examples for the various algorithms that AccECN uses.

[1.2.](#) Goals

[RFC7560] enumerates requirements that a candidate feedback scheme will need to satisfy, under the headings: resilience, timeliness, integrity, accuracy (including ordering and lack of bias), complexity, overhead and compatibility (both backward and forward). It recognises that a perfect scheme that fully satisfies all the requirements is unlikely and trade-offs between requirements are likely. [Section 5](#) presents the properties of AccECN against these requirements and discusses the trade-offs made.

The requirements document recognises that a protocol as ubiquitous as TCP needs to be able to serve as-yet-unspecified requirements. Therefore an AccECN receiver aims to act as a generic (dumb) reflector of congestion information so that in future new sender

behaviours can be deployed unilaterally.

[1.3.](#) Experiment Goals

TCP is critical to the robust functioning of the Internet, therefore any proposed modifications to TCP need to be thoroughly tested. The present specification describes an experimental protocol that adds more accurate ECN feedback to the TCP protocol. The intention is to specify the protocol sufficiently so that more than one implementation can be built in order to test its function, robustness and interoperability (with itself and with previous version of ECN and TCP).

The experimental protocol will be considered successful if it is deployed and if it satisfies the requirements of [[RFC7560](#)] in the consensus opinion of the IETF tcpm working group. In short, this requires that it improves the accuracy and timeliness of TCP's ECN feedback, as claimed in [Section 5](#), while striking a balance between the conflicting requirements of resilience, integrity and minimisation of overhead. It also requires that it is not unduly complex, and that it is compatible with prevalent equipment behaviours in the current Internet (e.g. hardware offloading and middleboxes), whether or not they comply with standards.

Testing will mostly focus on fall-back strategies in case of middlebox interference. Current recommended strategies are specified

Briscoe, et al.

Expires September 6, 2018

[Page 5]

Internet-Draft

Accurate TCP-ECN Feedback

March 2018

in Sections [3.1.2](#), [3.2.3](#), [3.2.4](#) and [3.2.7](#). The effectiveness of these strategies depends on the actual deployment situation of middleboxes. Therefore experimental verification to confirm large-scale path traversal in the Internet is needed before finalizing this specification on the Standards Track.

Another experimentation focus is the implementation feasibility of change-triggered ACKs as described in [section 3.2.8](#). While on average this should not lead to a higher ACK rate, it changes the ACK pattern which especially can have an impact on hardware offload. Further experimentation is needed to advise if this should be a hard requirement or just preferred behavior.

[1.4.](#) Terminology

AccECN: The more accurate ECN feedback scheme will be called AccECN for short.

Classic ECN: the ECN protocol specified in [\[RFC3168\]](#).

Classic ECN feedback: the feedback aspect of the ECN protocol specified in [\[RFC3168\]](#), including generation, encoding, transmission and decoding of feedback, but not the Data Sender's subsequent response to that feedback.

ACK: A TCP acknowledgement, with or without a data payload.

Pure ACK: A TCP acknowledgement without a data payload.

TCP client: The TCP stack that originates a connection.

TCP server: The TCP stack that responds to a connection request.

Data Receiver: The endpoint of a TCP half-connection that receives data and sends AccECN feedback.

Data Sender: The endpoint of a TCP half-connection that sends data and receives AccECN feedback.

The key words "MUST", "MUST NOT", "REQUIRED", "SHALL", "SHALL NOT", "SHOULD", "SHOULD NOT", "RECOMMENDED", "MAY", and "OPTIONAL" in this document are to be interpreted as described in [BCP 14](#) [\[RFC2119\]](#) [\[RFC8174\]](#) when, and only when, they appear in all capitals, as shown here.

[1.5](#). Recap of Existing ECN feedback in IP/TCP

ECN [\[RFC3168\]](#) uses two bits in the IP header. Once ECN has been negotiated with the receiver at the transport layer, an ECN sender can set two possible codepoints (ECT(0) or ECT(1)) in the IP header to indicate an ECN-capable transport (ECT). If both ECN bits are zero, the packet is considered to have been sent by a Not-ECN-capable Transport (Not-ECT). When a network node experiences congestion, it

will occasionally either drop or mark a packet, with the choice depending on the packet's ECN codepoint. If the codepoint is Not-ECT, only drop is appropriate. If the codepoint is ECT(0) or ECT(1), the node can mark the packet by setting both ECN bits, which is termed 'Congestion Experienced' (CE), or loosely a 'congestion mark'. Table 1 summarises these codepoints.

IP-ECN codepoint (binary)	Codepoint name	Description
00	Not-ECT	Not ECN-Capable Transport
01	ECT(1)	ECN-Capable Transport (1)
10	ECT(0)	ECN-Capable Transport (0)
11	CE	Congestion Experienced

Table 1: The ECN Field in the IP Header

In the TCP header the first two bits in byte 14 are defined as flags for the use of ECN (CWR and ECE in Figure 1 [RFC3168]). A TCP client indicates it supports ECN by setting ECE=CWR=1 in the SYN, and an ECN-enabled server confirms ECN support by setting ECE=1 and CWR=0 in the SYN/ACK. On reception of a CE-marked packet at the IP layer, the Data Receiver starts to set the Echo Congestion Experienced (ECE) flag continuously in the TCP header of ACKs, which ensures the signal is received reliably even if ACKs are lost. The TCP sender confirms that it has received at least one ECE signal by responding with the congestion window reduced (CWR) flag, which allows the TCP receiver to stop repeating the ECN-Echo flag. This always leads to a full RTT of ACKs with ECE set. Thus any additional CE markings arriving within this RTT cannot be fed back.

The last bit in byte 13 of the TCP header was defined as the Nonce Sum (NS) for the ECN Nonce [RFC3540]. In the absence of widespread deployment RFC 3540 has been reclassified as historic [RFC8311] and the respective flag has been marked as "reserved", making this TCP flag available for use by the AccECN experiment instead.

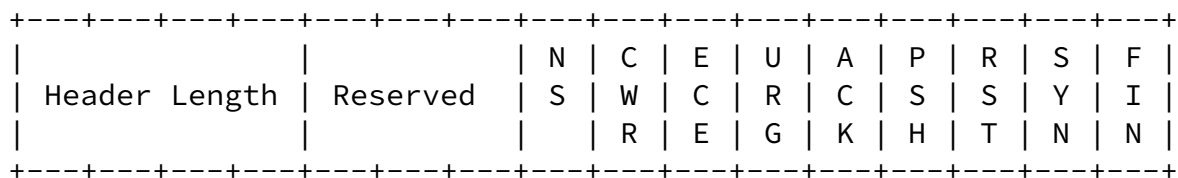


Figure 1: The (post-ECN Nonce) definition of the TCP header flags

2. AccECN Protocol Overview and Rationale

This section provides an informative overview of the AccECN protocol that will be normatively specified in [Section 3](#)

Like the original TCP approach, the Data Receiver of each TCP half-connection sends AccECN feedback to the Data Sender on TCP acknowledgements, reusing data packets of the other half-connection whenever possible.

The AccECN protocol has had to be designed in two parts:

- o an essential part that re-uses ECN TCP header bits to feed back the number of arriving CE marked packets. This provides more accuracy than classic ECN feedback, but limited resilience against ACK loss;
- o a supplementary part using a new AccECN TCP Option that provides additional feedback on the number of bytes that arrive marked with each of the three ECN codepoints (not just CE marks). This provides greater resilience against ACK loss than the essential feedback, but it is more likely to suffer from middlebox interference.

The two part design was necessary, given limitations on the space available for TCP options and given the possibility that certain incorrectly designed middleboxes prevent TCP using any new options.

The essential part overloads the previous definition of the three flags in the TCP header that had been assigned for use by ECN. This design choice deliberately replaces the classic ECN feedback protocol, rather than leaving classic ECN feedback intact and adding more accurate feedback separately because:

- o this efficiently reuses scarce TCP header space, given TCP option space is approaching saturation;
- o a single upgrade path for the TCP protocol is preferable to a fork in the design;

- o otherwise classic and accurate ECN feedback could give conflicting feedback on the same segment, which could open up new security concerns and make implementations unnecessarily complex;
- o middleboxes are more likely to faithfully forward the TCP ECN flags than newly defined areas of the TCP header.

AccECN is designed to work even if the supplementary part is removed or zeroed out, as long as the essential part gets through.

[2.1.](#) Capability Negotiation

AccECN is a change to the wire protocol of the main TCP header, therefore it can only be used if both endpoints have been upgraded to understand it. The TCP client signals support for AccECN on the initial SYN of a connection and the TCP server signals whether it supports AccECN on the SYN/ACK. The TCP flags on the SYN that the client uses to signal AccECN support have been carefully chosen so that a TCP server will interpret them as a request to support the most recent variant of ECN feedback that it supports. Then the client falls back to the same variant of ECN feedback.

An AccECN TCP client does not send the new AccECN Option on the SYN as SYN option space is limited and successful negotiation using the flags in the main header is taken as sufficient evidence that both ends also support the AccECN Option. The TCP server sends the AccECN Option on the SYN/ACK and the client sends it on the first ACK to test whether the network path forwards the option correctly.

[2.2.](#) Feedback Mechanism

A Data Receiver maintains four counters initialised at the start of the half-connection. Three count the number of arriving payload bytes marked CE, ECT(1) and ECT(0) respectively. The fourth counts the number of packets arriving marked with a CE codepoint (including control packets without payload if they are CE-marked).

The Data Sender maintains four equivalent counters for the half connection, and the AccECN protocol is designed to ensure they will match the values in the Data Receiver's counters, albeit after a little delay.

Each ACK carries the three least significant bits (LSBs) of the packet-based CE counter using the ECN bits in the TCP header, now renamed the Accurate ECN (ACE) field (see Figure 2 later). The LSBs of each of the three byte counters are carried in the AccECN Option.

[2.3.](#) Delayed ACKs and Resilience Against ACK Loss

With both the ACE and the AccECN Option mechanisms, the Data Receiver continually repeats the current LSBs of each of its respective counters. There is no need to acknowledge these continually repeated counters, so the congestion window reduced (CWR) mechanism is no longer used. Even if some ACKs are lost, the Data Sender should be able to infer how much to increment its own counters, even if the protocol field has wrapped.

The 3-bit ACE field can wrap fairly frequently. Therefore, even if it appears to have incremented by one (say), the field might have actually cycled completely then incremented by one. The Data Receiver is required not to delay sending an ACK to such an extent that the ACE field would cycle. However cycling is still a possibility at the Data Sender because a whole sequence of ACKs carrying intervening values of the field might all be lost or delayed in transit.

The fields in the AccECN Option are larger, but they will increment in larger steps because they count bytes not packets. Nonetheless, their size has been chosen such that a whole cycle of the field would never occur between ACKs unless there had been an infeasibly long sequence of ACK losses. Therefore, as long as the AccECN Option is available, it can be treated as a dependable feedback channel.

If the AccECN Option is not available, e.g. it is being stripped by a middlebox, the AccECN protocol will only feed back information on CE markings (using the ACE field). Although not ideal, this will be sufficient, because it is envisaged that neither ECT(0) nor ECT(1) will ever indicate more severe congestion than CE, even though future uses for ECT(0) or ECT(1) are still unclear [[RFC8311](#)]. Because the 3-bit ACE field is so small, when it is the only field available the Data Sender has to interpret it conservatively assuming the worst possible wrap.

Certain specified events trigger the Data Receiver to include an AccECN Option on an ACK. The rules are designed to ensure that the order in which different markings arrive at the receiver is

communicated to the sender (as long as there is no ACK loss). Implementations are encouraged to send an AccECN Option more frequently, but this is left up to the implementer.

[2.4.](#) Feedback Metrics

The CE packet counter in the ACE field and the CE byte counter in the AccECN Option both provide feedback on received CE-marks. The CE packet counter includes control packets that do not have payload

Briscoe, et al.

Expires September 6, 2018

[Page 10]

Internet-Draft

Accurate TCP-ECN Feedback

March 2018

data, while the CE byte counter solely includes marked payload bytes. If both are present, the byte counter in the option will provide the more accurate information needed for modern congestion control and policing schemes, such as DCTCP or ConEx. If the option is stripped, a simple algorithm to estimate the number of marked bytes from the ACE field is given in [Appendix A.3](#).

Feedback in bytes is recommended in order to protect against the receiver using attacks similar to 'ACK-Division' to artificially inflate the congestion window, which is why [\[RFC5681\]](#) now recommends that TCP counts acknowledged bytes not packets.

[2.5.](#) Generic (Dumb) Reflector

The ACE field provides information about CE markings on both data and control packets. According to [\[RFC3168\]](#) the Data Sender is meant to set control packets to Not-ECT. However, mechanisms in certain private networks (e.g. data centres) set control packets to be ECN capable because they are precisely the packets that performance depends on most.

For this reason, AccECN is designed to be a generic reflector of whatever ECN markings it sees, whether or not they are compliant with a current standard. Then as standards evolve, Data Senders can upgrade unilaterally without any need for receivers to upgrade too. It is also useful to be able to rely on generic reflection behaviour when senders need to test for unexpected interference with markings (for instance [\[I-D.kuehlewind-tcpm-ecn-fallback\]](#) and [\[I-D.moncaster-tcpm-rcv-cheat\]](#)).

The initial SYN is the most critical control packet, so AccECN provides feedback on whether it is CE marked. Although [RFC 3168](#)

prohibits an ECN-capable SYN, providing feedback of CE marking on the SYN supports future scenarios in which SYNs might be ECN-enabled (without prejudging whether they ought to be). For instance, [RFC8311] updates this aspect of RFC 3168 to allow experimentation with ECN-capable TCP control packets.

Even if the TCP client (or server) has set the SYN (or SYN/ACK) to not-ECT in compliance with RFC 3168, feedback on the state of the ECN field when it arrives at the receiver could still be useful, because middleboxes have been known to overwrite the ECN IP field as if it is still part of the old Type of Service (ToS) field [Mandalari18]. If a TCP client has set the SYN to Not-ECT, but receives CE feedback, it can detect such middlebox interference and send Not-ECT for the rest of the connection (see [I-D.kuehlewind-tcpm-ecn-fallback]). Today, if a TCP server receives ECT or CE on a SYN, it cannot know whether it is invalid (or valid) because only the TCP client knows whether it

Briscoe, et al.

Expires September 6, 2018

[Page 11]

Internet-Draft

Accurate TCP-ECN Feedback

March 2018

originally marked the SYN as Not-ECT (or ECT). Therefore, prior to AccECN, the server's only safe course of action was to disable ECN for the connection. Instead, the AccECN protocol allows the server to feed back the received ECN field to the client, which then has all the information to decide whether the connection has to fall-back from supporting ECN (or not).

[3.](#) AccECN Protocol Specification

[3.1.](#) Negotiating to use AccECN

[3.1.1.](#) Negotiation during the TCP handshake

Given the ECN Nonce [RFC3540] has been reclassified as historic [RFC8311], the present specification renames the TCP flag at bit 7 of the TCP header flags from NS (Nonce Sum) to AE (Accurate ECN) (see IANA Considerations in [Section 6](#)).

During the TCP handshake at the start of a connection, to request more accurate ECN feedback the TCP client (host A) MUST set the TCP flags AE=1, CWR=1 and ECE=1 in the initial SYN segment.

If a TCP server (B) that is AccECN-enabled receives a SYN with the above three flags set, it MUST set both its half connections into AccECN mode. Then it MUST set the TCP flags on the SYN/ACK to one of

the 4 values shown in the top block of Table 2 to confirm that it supports AccECN. The TCP server MUST NOT set one of these 4 combination of flags on the SYN/ACK unless the preceding SYN requested support for AccECN as above.

A TCP server in AccECN mode MUST set the AE, CWR and ECE TCP flags on the SYN/ACK to the value in Table 2 that feeds back the IP-ECN field that arrived on the SYN. This applies whether or not the server itself supports setting the IP-ECN field on a SYN or SYN/ACK (see [Section 2.5](#) for rationale).

Once a TCP client (A) has sent the above SYN to declare that it supports AccECN, and once it has received the above SYN/ACK segment that confirms that the TCP server supports AccECN, the TCP client MUST set both its half connections into AccECN mode.

The procedure for the client to follow if a SYN/ACK does not arrive before its retransmission timer expires is given in [Section 3.1.2](#).

The three flags set to 1 to indicate AccECN support on the SYN have been carefully chosen to enable natural fall-back to prior stages in the evolution of ECN. Table 2 tabulates all the negotiation possibilities for ECN-related capabilities that involve at least one

AccECN-capable host. The entries in the first two columns have been abbreviated, as follows:

AccECN: More Accurate ECN Feedback (the present specification)

Nonce: ECN Nonce feedback [[RFC3540](#)]

ECN: 'Classic' ECN feedback [[RFC3168](#)]

No ECN: Not-ECN-capable. Implicit congestion notification using packet drop.

A	B	SYN A->B	SYN/ACK B->A	Feedback Mode
AccECN	AccECN	1 1 1	0 1 0	AccECN (Not-ECT on

									SYN)
AccECN	AccECN	1	1	1	0	1	1		AccECN (ECT1 on SYN)
AccECN	AccECN	1	1	1	1	0	0		AccECN (ECT0 on SYN)
AccECN	AccECN	1	1	1	1	1	0		AccECN (CE on SYN)
AccECN	Nonce	1	1	1	1	0	1		classic ECN
AccECN	ECN	1	1	1	0	0	1		classic ECN
AccECN	No ECN	1	1	1	0	0	0		Not ECN
Nonce	AccECN	0	1	1	0	0	1		classic ECN
ECN	AccECN	0	1	1	0	0	1		classic ECN
No ECN	AccECN	0	0	0	0	0	0		Not ECN
AccECN	Broken	1	1	1	1	1	1		Not ECN

Table 2: ECN capability negotiation between Client (A) and Server (B)

Table 2 is divided into blocks each separated by an empty row.

1. The top block shows the case already described where both endpoints support AccECN and how the TCP server (B) indicates congestion feedback.
2. The second block shows the cases where the TCP client (A) supports AccECN but the TCP server (B) supports some earlier variant of TCP feedback, indicated in its SYN/ACK. Therefore, as soon as an AccECN-capable TCP client (A) receives the SYN/ACK shown it MUST set both its half connections into the feedback mode shown in the rightmost column.

3. The third block shows the cases where the TCP server (B) supports AccECN but the TCP client (A) supports some earlier variant of TCP feedback, indicated in its SYN. Therefore, as soon as an AccECN-enabled TCP server (B) receives the SYN shown, it MUST set both its half connections into the feedback mode shown in the rightmost column.
4. The fourth block displays a combination labelled 'Broken' . Some older TCP server implementations incorrectly set the reserved flags in the SYN/ACK by reflecting those in the SYN. Such broken TCP servers (B) cannot support ECN, so as soon as an AccECN-

capable TCP client (A) receives such a broken SYN/ACK it MUST fall-back to Not ECN mode for both its half connections.

The following exceptional cases need some explanation:

ECN Nonce: With AccECN implementation, there is no need for the ECN Nonce feedback mode [[RFC3540](#)], which has also been reclassified as historic [[RFC8311](#)], as AccECN is compatible with an alternative ECN feedback integrity approach that does not use up the ECT(1) codepoint and can be implemented solely at the sender (see [Section 4.3](#)).

Simultaneous Open: An originating AccECN Host (A), having sent a SYN with AE=1, CWR=1 and ECE=1, might receive another SYN from host B. Host A MUST then enter the same feedback mode as it would have entered had it been a responding host and received the same SYN. Then host A MUST send the same SYN/ACK as it would have sent had it been a responding host.

[3.1.2](#). Retransmission of the SYN

If the sender of an AccECN SYN times out before receiving the SYN/ACK, the sender SHOULD attempt to negotiate the use of AccECN at least one more time by continuing to set all three TCP ECN flags on the first retransmitted SYN (using the usual retransmission timeouts). If this first retransmission also fails to be acknowledged, the sender SHOULD send subsequent retransmissions of the SYN without any TCP-ECN flags set. This adds delay, in the case where a middlebox drops an AccECN (or ECN) SYN deliberately. However, current measurements imply that a drop is less likely to be due to middlebox interference than other intermittent causes of loss, e.g. congestion, wireless interference, etc.

Implementers MAY use other fall-back strategies if they are found to be more effective (e.g. attempting to negotiate AccECN on the SYN only once or more than twice (most appropriate during high levels of congestion); or falling back to classic ECN feedback rather than non-

ECN). Further it may make sense to also remove any other experimental fields or options on the SYN in case a middlebox might be blocking them, although the required behaviour will depend on the specification of the other option(s) and any attempt to co-ordinate

fall-back between different modules of the stack. In any case, the TCP initiator SHOULD cache failed connection attempts. If it does, it SHOULD NOT give up attempting to negotiate AccECN on the SYN of subsequent connection attempts until it is clear that the blockage is persistently and specifically due to AccECN. The cache should be arranged to expire so that the initiator will infrequently attempt to check whether the problem has been resolved.

The fall-back procedure if the TCP server receives no ACK to acknowledge a SYN/ACK that tried to negotiate AccECN is specified in [Section 3.2.7](#).

[3.2](#). AccECN Feedback

Each Data Receiver of each half connection maintains four counters, `r.cep`, `r.ceb`, `r.e0b` and `r.e1b`. The CE packet counter (`r.cep`), counts the number of packets the host receives with the CE code point in the IP ECN field, including CE marks on control packets without data. `r.ceb`, `r.e0b` and `r.e1b` count the number of TCP payload bytes in packets marked respectively with the CE, ECT(0) and ECT(1) codepoint in their IP-ECN field. When a host first enters AccECN mode, it initializes its counters to `r.cep = 5`, `r.e0b = 1` and `r.ceb = r.e1b = 0` (see [Appendix A.5](#)). Non-zero initial values are used to support a stateless handshake (see [Section 4.1](#)) and to be distinct from cases where the fields are incorrectly zeroed (e.g. by middleboxes - see [Section 3.2.7.4](#)).

A host feeds back the CE packet counter using the Accurate ECN (ACE) field, as explained in the next section. And it feeds back all the byte counters using the AccECN TCP Option, as specified in [Section 3.2.6](#). Whenever a host feeds back the value of any counter, it MUST report the most recent value, no matter whether it is in a pure ACK, an ACK with new payload data or a retransmission. Therefore the feedback carried on a retransmitted packet is unlikely to be the same as the feedback on the original packet.

[3.2.1](#). Initialization of Feedback Counters at the Data Sender

Each Data Sender of each half connection maintains four counters, `s.cep`, `s.ceb`, `s.e0b` and `s.e1b` intended to track the equivalent counters at the Data Receiver. When a host enters AccECN mode, it initializes them to `s.cep = 5`, `s.e0b = 1` and `s.ceb = s.e1b = 0`.

If a TCP client (A) in AccECN mode receives a SYN/ACK with CE feedback, i.e. AE=1, CWR=1, ECE=0, it increments s.cep to 6. Otherwise, for any of the 3 other combinations of the 3 ECN TCP flags (the top 3 rows in Table 2), s.cep remains initialized to 5.

3.2.2. The ACE Field

After AccECN has been negotiated on the SYN and SYN/ACK, both hosts overload the three TCP flags (AE, CWR and ECE) in the main TCP header as one 3-bit field. Then the field is given a new name, ACE, as shown in Figure 2.

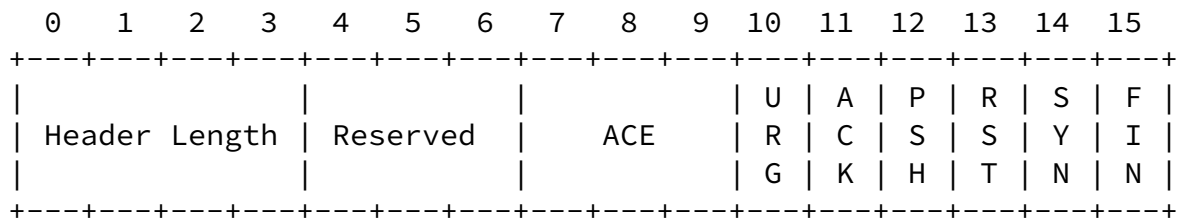


Figure 2: Definition of the ACE field within bytes 13 and 14 of the TCP Header (when AccECN has been negotiated and SYN=0).

The original definition of these three flags in the TCP header, including the addition of support for the ECN Nonce, is shown for comparison in Figure 1. This specification does not rename these three TCP flags to ACE unconditionally; it merely overloads them with another name and definition once an AccECN connection has been established.

A host MUST interpret the AE, CWR and ECE flags as the 3-bit ACE counter on a segment with the SYN flag cleared (SYN=0) that it sends or receives if both of its half-connections are set into AccECN mode having successfully negotiated AccECN (see [Section 3.1](#)). A host MUST NOT interpret the 3 flags as a 3-bit ACE field on any segment with SYN=1 (whether ACK is 0 or 1), or if AccECN negotiation is incomplete or has not succeeded.

Both parts of each of these conditions are equally important. For instance, even if AccECN negotiation has been successful, the ACE field is not defined on any segments with SYN=1 (e.g. a retransmission of an unacknowledged SYN/ACK, or when both ends send SYN/ACKs after AccECN support has been successfully negotiated during a simultaneous open).

With only one exception, on any packet with the SYN flag cleared (SYN=0), the Data Receiver MUST encode the three least significant bits of its r.cep counter into the ACE field it feeds back to the

There is only one exception to this rule: On the final ACK of the 3WHS, a TCP client (A) in AccECN mode MUST use the ACE field to feed back which of the 4 possible values of the IP-ECN field were on the SYN/ACK (the binary encoding is the same as that used on the SYN/ACK). Table 3 shows the meaning of each possible value of the ACE field on the ACK of the SYN/ACK and the value that an AccECN server MUST set s.cep to as a result. The encoding in Table 3 is solely applicable on a packet in the client-server direction with an acknowledgement number 1 greater than the Initial Sequence Number (ISN) that was used by the server.

ACE on ACK of SYN/ACK	IP-ECN codepoint on SYN/ACK inferred by server	Initial s.cep of server in AccECN mode
0b000	{Notes 1, 2}	Disable ECN
0b001	{Notes 2, 3}	5
0b010	Not-ECT	5
0b011	ECT(1)	5
0b100	ECT(0)	5
0b101	Currently Unused {Note 3}	5
0b110	CE	6
0b111	Currently Unused {Note 3}	5

Table 3: Meaning of the ACE field on the ACK of the SYN/ACK

{Note 1}: If the server is in AccECN mode, the value of zero raises suspicion of zeroing of the ACE field on the path (see [Section 3.2.3](#)).

{Note 2}: If a server is in AccECN mode, there ought to be no valid case where the ACE field on the last ACK of the 3WHS has a value of 0b000 or 0b001.

However, in the case where a server that implements AccECN is also using a stateless handshake (termed a SYN cookie) it will not remember whether it entered AccECN mode. Then these two values remind it that it did not enter AccECN mode (see [Section 4.1](#) for

details).

{Note 3}: If the server is in AccECN mode, these values are Currently Unused but the AccECN server's behaviour is still defined for forward compatibility.

Briscoe, et al.

Expires September 6, 2018

[Page 17]

Internet-Draft

Accurate TCP-ECN Feedback

March 2018

[3.2.3.](#) Testing for Zeroing of the ACE Field

[Section 3.2.2](#) required the Data Receiver to initialize the r.cep counter to a non-zero value. Therefore, in either direction the initial value of the ACE field ought to be non-zero.

If AccECN has been successfully negotiated, the Data Sender SHOULD check the initial value of the ACE field in the first arriving segment with SYN=0. If the initial value of the ACE field is zero (0b000), the Data Sender MUST disable sending ECN-capable packets for the remainder of the half-connection by setting the IP/ECN field in all subsequent packets to Not-ECT.

For example, the server checks the ACK of the SYN/ACK or the first data segment from the client, while the client checks the first data segment from the server. More precisely, the "first segment with SYN=0" is defined as: the segment with SYN=0 that i) acknowledges sequence space at least covering the initial sequence number (ISN) plus 1; and ii) arrives before any other segments with SYN=0 so it is unlikely to be a retransmission. If no such segment arrives (e.g. because it is lost and the ISN is first acknowledged by a subsequent segment), no test for invalid initialization can be conducted, and the half-connection will continue in AccECN mode.

Note that the Data Sender MUST NOT test whether the arriving counter in the initial ACE field has been initialized to a specific valid value - the above check solely tests whether the ACE fields have been incorrectly zeroed. This allows hosts to use different initial values as an additional signalling channel in future.

[3.2.4.](#) Testing for Mangling of the IP/ECN Field

The value of the ACE field on the SYN/ACK indicates the value of the

IP/ECN field when the SYN arrived at the server. The client can compare this with how it originally set the IP/ECN field on the SYN. If this comparison implies an unsafe transition of the IP/ECN field, for the remainder of the connection the client MUST NOT send ECN-capable packets, but it MUST continue to feed back any ECN markings on arriving packets.

The value of the ACE field on the last ACK of the 3WHS indicates the value of the IP/ECN field when the SYN/ACK arrived at the client. The server can compare this with how it originally set the IP/ECN field on the SYN/ACK. If this comparison implies an unsafe transition of the IP/ECN field, for the remainder of the connection the server MUST NOT send ECN-capable packets, but it MUST continue to feedback any ECN markings on arriving packets.

Briscoe, et al.

Expires September 6, 2018

[Page 18]

Internet-Draft

Accurate TCP-ECN Feedback

March 2018

The ACK of the SYN/ACK is not reliably delivered (nonetheless, the count of CE marks is still eventually delivered reliably). If this ACK does not arrive, the server has to continue to send ECN-capable packets without having tested for mangling of the IP/ECN field on the SYN/ACK. Experiments with AccECN deployment will assess whether this limitation has any effect in practice.

Invalid transitions of the IP/ECN field are defined in [[RFC3168](#)] and repeated here for convenience:

- o the not-ECT codepoint changes;
- o either ECT codepoint transitions to not-ECT;
- o the CE codepoint changes.

[RFC 3168](#) says that a router that changes ECT to not-ECT is invalid but safe. However, from a host's viewpoint, this transition is unsafe because it could be the result of two transitions at different routers on the path: ECT to CE (safe) then CE to not-ECT (unsafe). This scenario could well happen where an ECN-enabled home router congests its upstream mobile broadband bottleneck link, then the ingress to the mobile network clears the ECN field [[Mandalar18](#)].

The above fall-back behaviours are necessary in case mangling of the IP/ECN field is asymmetric, which is currently common over some

mobile networks [[Mandalaria18](#)]. Then one end might see no unsafe transition and continue sending ECN-capable packets, while the other end sees an unsafe transition and stops sending ECN-capable packets.

3.2.5. Safety against Ambiguity of the ACE Field

If too many CE-marked segments are acknowledged at once, or if a long run of ACKs is lost, the 3-bit counter in the ACE field might have cycled between two ACKs arriving at the Data Sender.

Therefore an AccECN Data Receiver SHOULD immediately send an ACK once 'n' CE marks have arrived since the previous ACK, where 'n' SHOULD be 2 and MUST be no greater than 6.

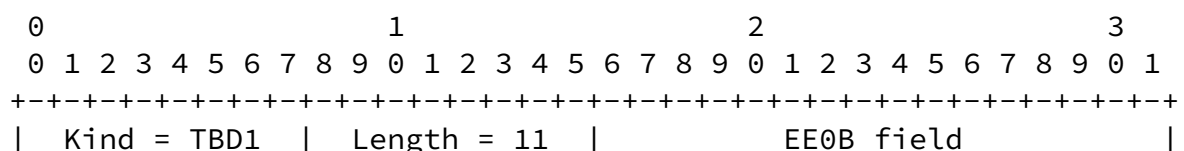
If the Data Sender has not received AccECN TCP Options to give it more dependable information, and it detects that the ACE field could have cycled under the prevailing conditions, it SHOULD conservatively assume that the counter did cycle. It can detect if the counter could have cycled by using the jump in the acknowledgement number since the last ACK to calculate or estimate how many segments could have been acknowledged. An example algorithm to implement this

policy is given in [Appendix A.2](#). An implementer MAY develop an alternative algorithm as long as it satisfies these requirements.

If missing acknowledgement numbers arrive later (reordering) and prove that the counter did not cycle, the Data Sender MAY attempt to neutralise the effect of any action it took based on a conservative assumption that it later found to be incorrect.

3.2.6. The AccECN Option

The AccECN Option is defined as shown below in Figure 3. It consists of three 24-bit fields that provide the 24 least significant bits of the r.e0b, r.ceb and r.e1b counters, respectively. The initial 'E' of each field name stands for 'Echo'.



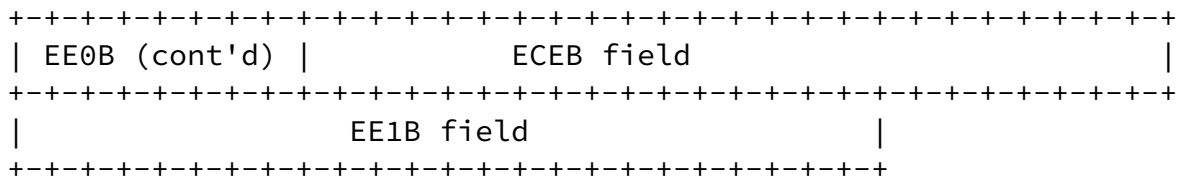


Figure 3: The AccECN Option

The Data Receiver MUST set the Kind field to TBD1, which is registered in [Section 6](#) as a new TCP option Kind called AccECN. An experimental TCP option with Kind=254 MAY be used for initial experiments, with magic number 0xACCE.

[Appendix A.1](#) gives an example algorithm for the Data Receiver to encode its byte counters into the AccECN Option, and for the Data Sender to decode the AccECN Option fields into its byte counters.

Note that there is no field to feedback Not-ECT bytes. Nonetheless an algorithm for the Data Sender to calculate the number of payload bytes received as Not-ECT is given in [Appendix A.5](#).

Whenever a Data Receiver sends an AccECN Option, the rules in [Section 3.2.8](#) expect it to always send a full-length option. To cope with option space limitations, it can omit unchanged fields from the tail of the option, as long as it preserves the order of the remaining fields and includes any field that has changed. The length field MUST indicate which fields are present as follows:

Length=11: EE0B, ECEB, EE1B

Length=8: EE0B, ECEB

Length=5: EE0B

Length=2: (empty)

The empty option of Length=2 is provided to allow for a case where an AccECN Option has to be sent (e.g. on the SYN/ACK to test the path), but there is very limited space for the option. For initial experiments, the Length field MUST be 2 greater to accommodate the 16-bit magic number.

All implementations of a Data Sender MUST be able to read in AccECN Options of any of the above lengths. If the AccECN Option is of any other length, implementations MUST use those whole 3 octet fields that fit within the length and ignore the remainder of the option.

The use of the AccECN option is optional for the Data Receiver. If the Data Receiver intends to use the AccECN option at any time during the rest of the connection it strongly recommended to also test its path traversal by including it in the SYN/ACK as specified in the next section. By default the use of the AccECN option is RECOMMENDED.

[3.2.7.](#) Path Traversal of the AccECN Option

[3.2.7.1.](#) Testing the AccECN Option during the Handshake

The TCP client MUST NOT include the AccECN TCP Option on the SYN. Nonetheless, if the AccECN negotiation using the ECN flags in the main TCP header ([Section 3.1](#)) is successful, it implicitly declares that the endpoints also support the AccECN TCP Option. A fall-back strategy for the loss of the SYN (possibly due to middlebox interference) is specified in [Section 3.1.2](#).

A TCP server that confirms its support for AccECN (in response to an AccECN SYN from the client as described in [Section 3.1](#)) SHOULD include an AccECN TCP Option in the SYN/ACK.

A TCP client that has successfully negotiated AccECN SHOULD include an AccECN Option in the first ACK at the end of the 3WHS. However, this first ACK is not delivered reliably, so the TCP client SHOULD also include an AccECN Option on the first data segment it sends (if it ever sends one).

A host MAY NOT include an AccECN Option in any of these three cases if it has cached knowledge that the packet would be likely to be

blocked on the path to the other host if it included an AccECN Option.

[3.2.7.2.](#) Testing for Loss of Packets Carrying the AccECN Option

If after the normal TCP timeout the TCP server has not received an ACK to acknowledge its SYN/ACK, the SYN/ACK might just have been lost, e.g. due to congestion, or a middlebox might be blocking the AccECN Option. To expedite connection setup, the TCP server SHOULD retransmit the SYN/ACK with the same TCP flags (AE, CWR and ECE) but with no AccECN Option. If this retransmission times out, to expedite connection setup, the TCP server SHOULD disable AccECN and ECN for this connection by retransmitting the SYN/ACK with AE=CWR=ECE=0 and no AccECN Option. Implementers MAY use other fall-back strategies if they are found to be more effective (e.g. falling back to classic ECN feedback on the first retransmission; retrying the AccECN Option for a second time before fall-back (most appropriate during high levels of congestion); or falling back to classic ECN feedback rather than non-ECN on the third retransmission).

If the TCP client detects that the first data segment it sent with the AccECN Option was lost, it SHOULD fall back to no AccECN Option on the retransmission. Again, implementers MAY use other fall-back strategies such as attempting to retransmit a second segment with the AccECN Option before fall-back, and/or caching whether the AccECN Option is blocked for subsequent connections.

Either host MAY include the AccECN Option in a subsequent segment to retest whether the AccECN Option can traverse the path.

If the TCP server receives a second SYN with a request for AccECN support, it should resend the SYN/ACK, again confirming its support for AccECN, but this time without the AccECN Option. This approach rules out any interference by middleboxes that may drop packets with unknown options, even though it is more likely that the SYN/ACK would have been lost due to congestion. The TCP server MAY try to send another packet with the AccECN Option at a later point during the connection but should monitor if that packet got lost as well, in which case it SHOULD disable the sending of the AccECN Option for this half-connection.

Similarly, an AccECN end-point MAY separately memorize which data packets carried an AccECN Option and disable the sending of AccECN Options if the loss probability of those packets is significantly higher than that of all other data packets in the same connection.

[3.2.7.3.](#) Testing for Stripping of the AccECN Option

If the TCP client has successfully negotiated AccECN but does not receive an AccECN Option on the SYN/ACK, it switches into a mode that assumes that the AccECN Option is not available for this half connection.

Similarly, if the TCP server has successfully negotiated AccECN but does not receive an AccECN Option on the first segment that acknowledges sequence space at least covering the ISN, it switches into a mode that assumes that the AccECN Option is not available for this half connection.

While a host is in this mode that assumes incoming AccECN Options are not available, it MUST adopt the conservative interpretation of the ACE field discussed in [Section 3.2.5](#). However, it cannot make any assumption about support of outgoing AccECN Options on the other half connection, so it SHOULD continue to send the AccECN Option itself (unless it has established that sending the AccECN Option is causing packets to be blocked as in [Section 3.2.7.2](#)).

If a host is in the mode that assumes incoming AccECN Options are not available, but it receives an AccECN Option at any later point during the connection, this clearly indicates that the AccECN Option is not blocked on the respective path, and the AccECN endpoint MAY switch out of the mode that assumes the AccECN Option is not available for this half connection.

[3.2.7.4.](#) Test for Zeroing of the AccECN Option

For a related test for invalid initialization of the ACE field, see [Section 3.2.3](#)

[Section 3.2](#) required the Data Receiver to initialize the `r.e0b` counter to a non-zero value. Therefore, in either direction the initial value of the `EE0B` field in the AccECN Option (if one exists) ought to be non-zero. If AccECN has been negotiated:

- o the TCP server MAY check the initial value of the `EE0B` field in the first segment that acknowledges sequence space that at least covers the ISN plus 1. If the initial value of the `EE0B` field is zero, the server will switch into a mode that ignores the AccECN Option for this half connection.
- o the TCP client MAY check the initial value of the `EE0B` field on the SYN/ACK. If the initial value of the `EE0B` field is zero, the client will switch into a mode that ignores the AccECN Option for this half connection.

While a host is in the mode that ignores the AccECN Option it MUST adopt the conservative interpretation of the ACE field discussed in [Section 3.2.5](#).

Note that the Data Sender MUST NOT test whether the arriving byte counters in the initial AccECN Option have been initialized to specific valid values - the above checks solely test whether these fields have been incorrectly zeroed. This allows hosts to use different initial values as an additional signalling channel in future. Also note that the initial value of either field might be greater than its expected initial value, because the counters might already have been incremented. Nonetheless, the initial values of the counters have been chosen so that they cannot wrap to zero on these initial segments.

[3.2.7.5](#). Consistency between AccECN Feedback Fields

When the AccECN Option is available it supplements but does not replace the ACE field. An endpoint using AccECN feedback MUST always consider the information provided in the ACE field whether or not the AccECN Option is also available.

If the AccECN option is present, the s.cep counter might increase while the s.ceb counter does not (e.g. due to a CE-marked control packet). The sender's response to such a situation is out of scope, and needs to be dealt with in a specification that uses ECN-capable control packets. Theoretically, this situation could also occur if a middlebox mangled the AccECN Option but not the ACE field. However, the Data Sender has to assume that the integrity of the AccECN Option is sound, based on the above test of the well-known initial values and optionally other integrity tests ([Section 4.3](#)).

If either end-point detects that the s.ceb counter has increased but the s.cep has not (and by testing ACK coverage it is certain how much the ACE field has wrapped), this invalid protocol transition has to be due to some form of feedback mangling. So, the Data Sender MUST disable sending ECN-capable packets for the remainder of the half-connection by setting the IP/ECN field in all subsequent packets to Not-ECT.

[3.2.8](#). Usage of the AccECN TCP Option

The following rules determine when a Data Receiver in AccECN mode sends the AccECN TCP Option, and which fields to include:

Change-Triggered ACKs: If an arriving packet increments a different byte counter to that incremented by the previous packet, the Data Receiver **MUST** immediately send an ACK with an AccECN Option,

without waiting for the next delayed ACK (this is in addition to the safety recommendation in [Section 3.2.5](#) against ambiguity of the ACE field).

This is stated as a "MUST" so that the data sender can rely on change-triggered ACKs to detect transitions right from the very start of a flow, without first having to detect whether the receiver complies. A concern has been raised that certain offload hardware needed for high performance might not be able to support change-triggered ACKs, although high performance protocols such as DCTCP successfully use change-triggered ACKs. One possible experimental compromise would be for the receiver to heuristically detect whether the sender is in slow-start, then to implement change-triggered ACKs in software while the sender is in slow-start, and offload to hardware otherwise. If the operator disables change-triggered ACKs, whether partially like this or otherwise, the operator will also be responsible for ensuring a co-ordinated sender algorithm is deployed;

Continual Repetition: Otherwise, if arriving packets continue to increment the same byte counter, the Data Receiver can include an AccECN Option on most or all (delayed) ACKs, but it does not have to. If option space is limited on a particular ACK, the Data Receiver **MUST** give precedence to SACK information about loss. It **SHOULD** include an AccECN Option if the r.ceb counter has incremented and it **MAY** include an AccECN Option if r.ec0b or r.ec1b has incremented;

Full-Length Options Preferred: It **SHOULD** always use full-length AccECN Options. It **MAY** use shorter AccECN Options if space is limited, but it **MUST** include the counter(s) that have incremented since the previous AccECN Option and it **MUST** only truncate fields from the right-hand tail of the option to preserve the order of the remaining fields (see [Section 3.2.6](#));

Beaconing Full-Length Options: Nonetheless, it MUST include a full-length AccECN TCP Option on at least three ACKs per RTT, or on all ACKs if there are less than three per RTT (see [Appendix A.4](#) for an example algorithm that satisfies this requirement).

The following example series of arriving IP/ECN fields illustrates when a Data Receiver will emit an ACK if it is using a delayed ACK factor of 2 segments and change-triggered ACKs: 01 -> ACK, 01, 01 -> ACK, 10 -> ACK, 10, 01 -> ACK, 01, 11 -> ACK, 01 -> ACK.

For the avoidance of doubt, the change-triggered ACK mechanism is deliberately worded to ignore the arrival of a control packet with no payload, which therefore does not alter any byte counters, because it

is important that TCP does not acknowledge pure ACKs. The change-triggered ACK approach will lead to some additional ACKs but it feeds back the timing and the order in which ECN marks are received with minimal additional complexity.

Implementation note: sending an AccECN Option each time a different counter changes and including a full-length AccECN Option on every delayed ACK will satisfy the requirements described above and might be the easiest implementation, as long as sufficient space is available in each ACK (in total and in the option space).

[Appendix A.3](#) gives an example algorithm to estimate the number of marked bytes from the ACE field alone, if the AccECN Option is not available.

If a host has determined that segments with the AccECN Option always seem to be discarded somewhere along the path, it is no longer obliged to follow the above rules.

[3.3.](#) Requirements for TCP Proxies, Offload Engines and other Middleboxes on AccECN Compliance

A large class of middleboxes split TCP connections. Such a middlebox would be compliant with the AccECN protocol if the TCP implementation on each side complied with the present AccECN specification and each side negotiated AccECN independently of the other side.

Another large class of middleboxes intervenes to some degree at the

transport layer, but attempts to be transparent (invisible) to the end-to-end connection. A subset of this class of middleboxes attempts to 'normalise' the TCP wire protocol by checking that all values in header fields comply with a rather narrow interpretation of the TCP specifications. To comply with the present AccECN specification, such a middlebox MUST NOT change the ACE field or the AccECN Option and it SHOULD preserve the timing of each ACK (for example, if it coalesced ACKs it would not be AccECN-compliant) as these can be used by the Data Sender to infer further information about the path congestion level. A middlebox claiming to be transparent at the transport layer MUST forward the AccECN TCP Option unaltered, whether or not the length value matches one of those specified in [Section 3.2.6](#), and whether or not the initial values of the byte-counter fields are correct. This is because blocking apparently invalid values does not improve security (because AccECN hosts are required to ignore invalid values anyway), while it prevents the standardised set of values being extended in future (because outdated normalisers would block updated hosts from using the extended AccECN standard).

Hardware to offload certain TCP processing represents another large class of middleboxes, even though it is often a function of a host's network interface and rarely in its own 'box'. Leeway has been allowed in the present AccECN specification in the expectation that offload hardware could comply and still serve its function. Nonetheless, such hardware SHOULD also preserve the timing of each ACK (for example, if it coalesced ACKs it would not be AccECN-compliant).

[4.](#) Interaction with Other TCP Variants

This section is informative, not normative.

[4.1.](#) Compatibility with SYN Cookies

A TCP server can use SYN Cookies (see [Appendix A of \[RFC4987\]](#)) to protect itself from SYN flooding attacks. It places minimal commonly used connection state in the SYN/ACK, and deliberately does not hold any state while waiting for the subsequent ACK (e.g. it closes the thread). Therefore it cannot record the fact that it entered AccECN mode for both half-connections. Indeed, it cannot even remember

whether it negotiated the use of classic ECN [[RFC3168](#)].

Nonetheless, such a server can determine that it negotiated AccECN as follows. If a TCP server using SYN Cookies supports AccECN and if it receives a pure ACK that acknowledges an ISN that is a valid SYN cookie, and if the ACK contains an ACE field with the value 0b010 to 0b111 (decimal 2 to 7), it can assume that:

- o the TCP client must have requested AccECN support on the SYN
- o it (the server) must have confirmed that it supported AccECN

Therefore the server can switch itself into AccECN mode, and continue as if it had never forgotten that it switched itself into AccECN mode earlier.

If the pure ACK that acknowledges a SYN cookie contains an ACE field with the value 0b000 or 0b001, these values indicate that the client did not request support for AccECN and therefore the server does not enter AccECN mode for this connection. Further, 0b001 on the ACK implies that the server sent an ECN-capable SYN/ACK, which was marked CE in the network, and the non-AccECN client fed this back by setting ECE on the ACK of the SYN/ACK.

[4.2.](#) Compatibility with Other TCP Options and Experiments

AccECN is compatible (at least on paper) with the most commonly used TCP options: MSS, time-stamp, window scaling, SACK and TCP-AO. It is also compatible with the recent promising experimental TCP options TCP Fast Open (TFO [[RFC7413](#)]) and Multipath TCP (MPTCP [[RFC6824](#)]). AccECN is friendly to all these protocols, because space for TCP options is particularly scarce on the SYN, where AccECN consumes zero additional header space.

When option space is under pressure from other options, [Section 3.2.8](#) provides guidance on how important it is to send an AccECN Option and whether it needs to be a full-length option.

4.3. Compatibility with Feedback Integrity Mechanisms

Three alternative mechanisms are available to assure the integrity of ECN and/or loss signals. AccECN is compatible with any of these approaches:

- o The Data Sender can test the integrity of the receiver's ECN (or loss) feedback by occasionally setting the IP-ECN field to a value normally only set by the network (and/or deliberately leaving a sequence number gap). Then it can test whether the Data Receiver's feedback faithfully reports what it expects [[I-D.moncaster-tcpm-rcv-cheat](#)]. Unlike the ECN Nonce [[RFC3540](#)], this approach does not waste the ECT(1) codepoint in the IP header, it does not require standardisation and it does not rely on misbehaving receivers volunteering to reveal feedback information that allows them to be detected. However, setting the CE mark by the sender might conceal actual congestion feedback from the network and should therefore only be done sparsely.
- o Networks generate congestion signals when they are becoming congested, so networks are more likely than Data Senders to be concerned about the integrity of the receiver's feedback of these signals. A network can enforce a congestion response to its ECN markings (or packet losses) using congestion exposure (ConEx) audit [[RFC7713](#)]. Whether the receiver or a downstream network is suppressing congestion feedback or the sender is unresponsive to the feedback, or both, ConEx audit can neutralise any advantage that any of these three parties would otherwise gain.

ConEx is a change to the Data Sender that is most useful when combined with AccECN. Without AccECN, the ConEx behaviour of a Data Sender would have to be more conservative than would be necessary if it had the accurate feedback of AccECN.

- o The TCP authentication option (TCP-AO [[RFC5925](#)]) can be used to detect any tampering with AccECN feedback between the Data Receiver and the Data Sender (whether malicious or accidental). The AccECN fields are immutable end-to-end, so they are amenable to TCP-AO protection, which covers TCP options by default. However, TCP-AO is often too brittle to use on many end-to-end paths, where middleboxes can make verification fail in their

attempts to improve performance or security, e.g. by resegmentation or shifting the sequence space.

Originally the ECN Nonce [[RFC3540](#)] was proposed to ensure integrity of congestion feedback. With minor changes AccECN could be optimised for the possibility that the ECT(1) codepoint might be used as an ECN Nonce. However, given [RFC 3540](#) has been reclassified as historic, the AccECN design has been generalised so that it ought to be able to support other possible uses of the ECT(1) codepoint, such as a lower severity or a more instant congestion signal than CE.

5. Protocol Properties

This section is informative not normative. It describes how well the protocol satisfies the agreed requirements for a more accurate ECN feedback protocol [[RFC7560](#)].

Accuracy: From each ACK, the Data Sender can infer the number of new CE marked segments since the previous ACK. This provides better accuracy on CE feedback than classic ECN. In addition if the AccECN Option is present (not blocked by the network path) the number of bytes marked with CE, ECT(1) and ECT(0) are provided.

Overhead: The AccECN scheme is divided into two parts. The essential part reuses the 3 flags already assigned to ECN in the IP header. The supplementary part adds an additional TCP option consuming up to 11 bytes. However, no TCP option is consumed in the SYN.

Ordering: The order in which marks arrive at the Data Receiver is preserved in AccECN feedback, because the Data Receiver is expected to send an ACK immediately whenever a different mark arrives.

Timeliness: While the same ECN markings are arriving continually at the Data Receiver, it can defer ACKs as TCP does normally, but it will immediately send an ACK as soon as a different ECN marking arrives.

Timeliness vs Overhead: Change-Triggered ACKs are intended to enable latency-sensitive uses of ECN feedback by capturing the timing of

transitions but not wasting resources while the state of the signalling system is stable. The receiver can control how frequently it sends the AccECN TCP Option and therefore it can control the overhead induced by AccECN.

Resilience: All information is provided based on counters. Therefore if ACKs are lost, the counters on the first ACK following the losses allows the Data Sender to immediately recover the number of the ECN markings that it missed.

Resilience against Bias: Because feedback is based on repetition of counters, random losses do not remove any information, they only delay it. Therefore, even though some ACKs are change-triggered, random losses will not alter the proportions of the different ECN markings in the feedback.

Resilience vs Overhead: If space is limited in some segments (e.g. because more options are needed on some segments, such as the SACK option after loss), the Data Receiver can send AccECN Options less frequently or truncate fields that have not changed, usually down to as little as 5 bytes. However, it has to send a full-sized AccECN Option at least three times per RTT, which the Data Sender can rely on as a regular beacon or checkpoint.

Resilience vs Timeliness and Ordering: Ordering information and the timing of transitions cannot be communicated in three cases: i) during ACK loss; ii) if something on the path strips the AccECN Option; or iii) if the Data Receiver is unable to support Change-Triggered ACKs.

Complexity: An AccECN implementation solely involves simple counter increments, some modulo arithmetic to communicate the least significant bits and allow for wrap, and some heuristics for safety against fields cycling due to prolonged periods of ACK loss. Each host needs to maintain eight additional counters. The hosts have to apply some additional tests to detect tampering by middleboxes, but in general the protocol is simple to understand, simple to implement and requires few cycles per packet to execute.

Integrity: AccECN is compatible with at least three approaches that can assure the integrity of ECN feedback. If the AccECN Option is stripped the resolution of the feedback is degraded, but the integrity of this degraded feedback can still be assured.

Backward Compatibility: If only one endpoint supports the AccECN scheme, it will fall-back to the most advanced ECN feedback scheme supported by the other end.

Backward Compatibility: If the AccECN Option is stripped by a middlebox, AccECN still provides basic congestion feedback in the ACE field. Further, AccECN can be used to detect mangling of the IP ECN field; mangling of the TCP ECN flags; blocking of ECT-marked segments; and blocking of segments carrying the AccECN Option. It can detect these conditions during TCP's 3WSH so that it can fall back to operation without ECN and/or operation without the AccECN Option.

Forward Compatibility: The behaviour of endpoints and middleboxes is carefully defined for all reserved or currently unused codepoints in the scheme, to ensure that any blocking of anomalous values is always at least under reversible policy control.

6. IANA Considerations

This document reassigns bit 7 of the TCP header flags to the AccECN experiment. This bit was previously called the Nonce Sum (NS) flag [RFC3540], but RFC 3540 is being reclassified as historic [RFC8311]. The flag will now be defined as:

Bit	Name	Reference
7	AE (Accurate ECN)	RFC XXXX

[TO BE REMOVED: This registration should take place at the following location: <https://www.iana.org/assignments/tcp-header-flags/tcp-header-flags.xhtml#tcp-header-flags-1>]

This document also defines a new TCP option for AccECN, assigned a value of TBD1 (decimal) from the TCP option space. This value is defined as:

Kind	Length	Meaning	Reference
TBD1	N	Accurate ECN (AccECN)	RFC XXXX

[TO BE REMOVED: This registration should take place at the following location: <http://www.iana.org/assignments/tcp-parameters/tcp-parameters.xhtml#tcp-parameters-1>]

Early implementation before the IANA allocation MUST follow [[RFC6994](#)] and use experimental option 254 and magic number 0xACCE (16 bits), then migrate to the new option after the allocation.

[7.](#) Security Considerations

If ever the supplementary part of AccECN based on the new AccECN TCP Option is unusable (due for example to middlebox interference) the essential part of AccECN's congestion feedback offers only limited resilience to long runs of ACK loss (see [Section 3.2.5](#)). These problems are unlikely to be due to malicious intervention (because if an attacker could strip a TCP option or discard a long run of ACKs it could wreak other arbitrary havoc). However, it would be of concern if AccECN's resilience could be indirectly compromised during a flooding attack. AccECN is still considered safe though, because if the option is not presented, the AccECN Data Sender is then required to switch to more conservative assumptions about wrap of congestion indication counters (see [Section 3.2.5](#) and [Appendix A.2](#)).

[Section 4.1](#) describes how a TCP server can negotiate AccECN and use the SYN cookie method for mitigating SYN flooding attacks.

There is concern that ECN markings could be altered or suppressed, particularly because a misbehaving Data Receiver could increase its own throughput at the expense of others. AccECN is compatible with the three schemes known to assure the integrity of ECN feedback (see [Section 4.3](#) for details). If the AccECN Option is stripped by an incorrectly implemented middlebox, the resolution of the feedback will be degraded, but the integrity of this degraded information can still be assured.

There is a potential concern that a receiver could deliberately omit the AccECN Option pretending that it had been stripped by a middlebox. No known way can yet be contrived to take advantage of this downgrade attack, but it is mentioned here in case someone else can contrive one.

The AccECN protocol is not believed to introduce any new privacy concerns, because it merely counts and feeds back signals at the transport layer that had already been visible at the IP layer.

8. Acknowledgements

We want to thank Koen De Schepper, Praveen Balasubramanian, Michael Welzl, Gorry Fairhurst, David Black, Spencer Dawkins, Michael Scharf and Michael Tuexen for their input and discussion. The idea of using the three ECN-related TCP flags as one field for more accurate TCP-ECN feedback was first introduced in the re-ECN protocol that was the ancestor of ConEx.

Bob Briscoe was part-funded by the European Community under its Seventh Framework Programme through the Reducing Internet Transport

Briscoe, et al.

Expires September 6, 2018

[Page 32]

Internet-Draft

Accurate TCP-ECN Feedback

March 2018

Latency (RITE) project (ICT-317700) and through the Trilogy 2 project (ICT-317756). He was also part-funded by the Research Council of Norway through the TimeIn project. The views expressed here are solely those of the authors.

Mirja Kuehlewind was partly supported by the European Commission under Horizon 2020 grant agreement no. 688421 Measurement and Architecture for a Middleboxed Internet (MAMI), and by the Swiss State Secretariat for Education, Research, and Innovation under contract no. 15.0268. This support does not imply endorsement.

9. Comments Solicited

Comments and questions are encouraged and very welcome. They can be addressed to the IETF TCP maintenance and minor modifications working group mailing list <tcpm@ietf.org>, and/or to the authors.

10. References

10.1. Normative References

[RFC2119] Bradner, S., "Key words for use in RFCs to Indicate Requirement Levels", [BCP 14](#), [RFC 2119](#), DOI 10.17487/RFC2119, March 1997, <<https://www.rfc-editor.org/info/rfc2119>>.

[RFC3168] Ramakrishnan, K., Floyd, S., and D. Black, "The Addition of Explicit Congestion Notification (ECN) to IP", [RFC 3168](#), DOI 10.17487/RFC3168, September 2001,

<<https://www.rfc-editor.org/info/rfc3168>>.

- [RFC5681] Allman, M., Paxson, V., and E. Blanton, "TCP Congestion Control", [RFC 5681](#), DOI 10.17487/RFC5681, September 2009, <<https://www.rfc-editor.org/info/rfc5681>>.
- [RFC6994] Touch, J., "Shared Use of Experimental TCP Options", [RFC 6994](#), DOI 10.17487/RFC6994, August 2013, <<https://www.rfc-editor.org/info/rfc6994>>.
- [RFC8174] Leiba, B., "Ambiguity of Uppercase vs Lowercase in [RFC 2119](#) Key Words", [BCP 14](#), [RFC 8174](#), DOI 10.17487/RFC8174, May 2017, <<https://www.rfc-editor.org/info/rfc8174>>.

[10.2](#). Informative References

Briscoe, et al. Expires September 6, 2018 [Page 33]

Internet-Draft Accurate TCP-ECN Feedback March 2018

- [I-D.ietf-tcpm-alternativebackoff-ecn]
Khademi, N., Welzl, M., Armitage, G., and G. Fairhurst, "TCP Alternative Backoff with ECN (ABE)", [draft-ietf-tcpm-alternativebackoff-ecn-06](#) (work in progress), February 2018.
- [I-D.ietf-tcpm-generalized-ecn]
Bagnulo, M. and B. Briscoe, "ECN++: Adding Explicit Congestion Notification (ECN) to TCP Control Packets", [draft-ietf-tcpm-generalized-ecn-02](#) (work in progress), October 2017.
- [I-D.ietf-tsvwg-l4s-arch]
Briscoe, B., Schepper, K., and M. Bagnulo, "Low Latency, Low Loss, Scalable Throughput (L4S) Internet Service: Architecture", [draft-ietf-tsvwg-l4s-arch-01](#) (work in progress), October 2017.
- [I-D.kuehlewind-tcpm-ecn-fallback]
Kuehlewind, M. and B. Trammell, "A Mechanism for ECN Path Probing and Fallback", [draft-kuehlewind-tcpm-ecn-fallback-01](#) (work in progress), September 2013.

[I-D.moncaster-tcpm-rcv-cheat]

Moncaster, T., Briscoe, B., and A. Jacquet, "A TCP Test to Allow Senders to Identify Receiver Non-Compliance", [draft-moncaster-tcpm-rcv-cheat-03](#) (work in progress), July 2014.

[Mandalari18]

Mandalari, A., Lutu, A., Briscoe, B., Bagnulo, M., and Oe. Alay, "Measuring ECN++: Good News for ++, Bad News for ECN over Mobile", IEEE Communications Magazine , March 2018.

(to appear)

[RFC3540] Spring, N., Wetherall, D., and D. Ely, "Robust Explicit Congestion Notification (ECN) Signaling with Nonces", [RFC 3540](#), DOI 10.17487/RFC3540, June 2003, <<https://www.rfc-editor.org/info/rfc3540>>.

[RFC4987] Eddy, W., "TCP SYN Flooding Attacks and Common Mitigations", [RFC 4987](#), DOI 10.17487/RFC4987, August 2007, <<https://www.rfc-editor.org/info/rfc4987>>.

Briscoe, et al.

Expires September 6, 2018

[Page 34]

Internet-Draft

Accurate TCP-ECN Feedback

March 2018

[RFC5562] Kuzmanovic, A., Mondal, A., Floyd, S., and K. Ramakrishnan, "Adding Explicit Congestion Notification (ECN) Capability to TCP's SYN/ACK Packets", [RFC 5562](#), DOI 10.17487/RFC5562, June 2009, <<https://www.rfc-editor.org/info/rfc5562>>.

[RFC5925] Touch, J., Mankin, A., and R. Bonica, "The TCP Authentication Option", [RFC 5925](#), DOI 10.17487/RFC5925, June 2010, <<https://www.rfc-editor.org/info/rfc5925>>.

[RFC6824] Ford, A., Raiciu, C., Handley, M., and O. Bonaventure, "TCP Extensions for Multipath Operation with Multiple Addresses", [RFC 6824](#), DOI 10.17487/RFC6824, January 2013, <<https://www.rfc-editor.org/info/rfc6824>>.

- [RFC7413] Cheng, Y., Chu, J., Radhakrishnan, S., and A. Jain, "TCP Fast Open", [RFC 7413](#), DOI 10.17487/RFC7413, December 2014, <<https://www.rfc-editor.org/info/rfc7413>>.
- [RFC7560] Kuehlewind, M., Ed., Scheffenegger, R., and B. Briscoe, "Problem Statement and Requirements for Increased Accuracy in Explicit Congestion Notification (ECN) Feedback", [RFC 7560](#), DOI 10.17487/RFC7560, August 2015, <<https://www.rfc-editor.org/info/rfc7560>>.
- [RFC7713] Mathis, M. and B. Briscoe, "Congestion Exposure (ConEx) Concepts, Abstract Mechanism, and Requirements", [RFC 7713](#), DOI 10.17487/RFC7713, December 2015, <<https://www.rfc-editor.org/info/rfc7713>>.
- [RFC8257] Bensley, S., Thaler, D., Balasubramanian, P., Eggert, L., and G. Judd, "Data Center TCP (DCTCP): TCP Congestion Control for Data Centers", [RFC 8257](#), DOI 10.17487/RFC8257, October 2017, <<https://www.rfc-editor.org/info/rfc8257>>.
- [RFC8311] Black, D., "Relaxing Restrictions on Explicit Congestion Notification (ECN) Experimentation", [RFC 8311](#), DOI 10.17487/RFC8311, January 2018, <<https://www.rfc-editor.org/info/rfc8311>>.

[Appendix A](#). Example Algorithms

This appendix is informative, not normative. It gives example algorithms that would satisfy the normative requirements of the AccECN protocol. However, implementers are free to choose other ways to implement the requirements.

[A.1](#). Example Algorithm to Encode/Decode the AccECN Option

The example algorithms below show how a Data Receiver in AccECN mode could encode its CE byte counter `r.ceb` into the ECEB field within the AccECN TCP Option, and how a Data Sender in AccECN mode could decode the ECEB field into its byte counter `s.ceb`. The other counters for bytes marked ECT(0) and ECT(1) in the AccECN Option would be similarly encoded and decoded.

It is assumed that each local byte counter is an unsigned integer greater than 24b (probably 32b), and that the following constant has been assigned:

$$\text{DIVOPT} = 2^{24}$$

Every time a CE marked data segment arrives, the Data Receiver increments its local value of `r.ceb` by the size of the TCP Data. Whenever it sends an ACK with the AccECN Option, the value it writes into the ECEB field is

$$\text{ECEB} = \text{r.ceb} \% \text{DIVOPT}$$

where '%' is the modulo operator.

On the arrival of an AccECN Option, the Data Sender uses the TCP acknowledgement number and any SACK options to calculate `newlyAckedB`, the amount of new data that the ACK acknowledges in bytes. If `newlyAckedB` is negative it means that a more up to date ACK has already been processed, so this ACK has been superseded and the Data Sender has to ignore the AccECN Option. Then the Data Sender calculates the minimum difference `d.ceb` between the ECEB field and its local `s.ceb` counter, using modulo arithmetic as follows:

```
if (newlyAckedB >= 0) {
    d.ceb = (ECEB + DIVOPT - (s.ceb % DIVOPT)) % DIVOPT
    s.ceb += d.ceb
}
```

For example, if `s.ceb` is 33,554,433 and ECEB is 1461 (both decimal), then

$$\text{s.ceb} \% \text{DIVOPT} = 1$$

$$\begin{aligned}
d.ceb &= (1461 + 2^{24} - 1) \% 2^{24} \\
&= 1460 \\
s.ceb &= 33,554,433 + 1460 \\
&= 33,555,893
\end{aligned}$$

[A.2.](#) Example Algorithm for Safety Against Long Sequences of ACK Loss

The example algorithms below show how a Data Receiver in AccECN mode could encode its CE packet counter `r.cep` into the ACE field, and how the Data Sender in AccECN mode could decode the ACE field into its `s.cep` counter. The Data Sender's algorithm includes code to heuristically detect a long enough unbroken string of ACK losses that could have concealed a cycle of the congestion counter in the ACE field of the next ACK to arrive.

Two variants of the algorithm are given: i) a more conservative variant for a Data Sender to use if it detects that the AccECN Option is not available (see [Section 3.2.5](#) and [Section 3.2.7](#)); and ii) a less conservative variant that is feasible when complementary information is available from the AccECN Option.

[A.2.1.](#) Safety Algorithm without the AccECN Option

It is assumed that each local packet counter is a sufficiently sized unsigned integer (probably 32b) and that the following constant has been assigned:

$$DIVACE = 2^3$$

Every time a CE marked packet arrives, the Data Receiver increments its local value of `r.cep` by 1. It repeats the same value of ACE in every subsequent ACK until the next CE marking arrives, where

$$ACE = r.cep \% DIVACE.$$

If the Data Sender received an earlier value of the counter that had been delayed due to ACK reordering, it might incorrectly calculate that the ACE field had wrapped. Therefore, on the arrival of every ACK, the Data Sender uses the TCP acknowledgement number and any SACK options to calculate `newlyAackedB`, the amount of new data that the ACK acknowledges. If `newlyAackedB` is negative it means that a more up to date ACK has already been processed, so this ACK has been superseded and the Data Sender has to ignore the AccECN Option. If `newlyAackedB` is zero, to break the tie the Data Sender could use timestamps (if present) to work out `newlyAackedT`, the amount of new time that the ACK acknowledges. Then the Data Sender calculates the minimum difference

d.cep between the ACE field and its local s.cep counter, using modulo arithmetic as follows:

```
if ((newlyAcedB > 0) || (newlyAcedB == 0 && newlyAcedT > 0))
    d.cep = (ACE + DIVACE - (s.cep % DIVACE)) % DIVACE
```

[Section 3.2.5](#) requires the Data Sender to assume that the ACE field did cycle if it could have cycled under prevailing conditions. The 3-bit ACE field in an arriving ACK could have cycled and become ambiguous to the Data Sender if a row of ACKs goes missing that covers a stream of data long enough to contain 8 or more CE marks. We use the word 'missing' rather than 'lost', because some or all the missing ACKs might arrive eventually, but out of order. Even if some of the lost ACKs are piggy-backed on data (i.e. not pure ACKs) retransmissions will not repair the lost AccECN information, because AccECN requires retransmissions to carry the latest AccECN counters, not the original ones.

The phrase 'under prevailing conditions' allows the Data Sender to take account of the prevailing size of data segments and the prevailing CE marking rate just before the sequence of ACK losses. However, we shall start with the simplest algorithm, which assumes segments are all full-sized and ultra-conservatively it assumes that ECN marking was 100% on the forward path when ACKs on the reverse path started to all be dropped. Specifically, if newlyAcedB is the amount of data that an ACK acknowledges since the previous ACK, then the Data Sender could assume that this acknowledges newlyAcedPkt full-sized segments, where $\text{newlyAcedPkt} = \text{newlyAcedB} / \text{MSS}$. Then it could assume that the ACE field incremented by

```
dSafer.cep = newlyAcedPkt - ((newlyAcedPkt - d.cep) % DIVACE),
```

For example, imagine an ACK acknowledges newlyAcedPkt=9 more full-size segments than any previous ACK, and that ACE increments by a minimum of 2 CE marks (d.cep=2). The above formula works out that it would still be safe to assume 2 CE marks (because $9 - ((9-2) \% 8) = 2$). However, if ACE increases by a minimum of 2 but acknowledges 10 full-sized segments, then it would be necessary to assume that there could have been 10 CE marks (because $10 - ((10-2) \% 8) = 10$).

Implementers could build in more heuristics to estimate prevailing average segment size and prevailing ECN marking. For instance, newlyAcedPkt in the above formula could be replaced with $\text{newlyAcedPktHeur} = \text{newlyAcedPkt} * p * \text{MSS} / s$, where s is the prevailing segment size and p is the prevailing ECN marking probability. However, ultimately, if TCP's ECN feedback becomes inaccurate it

still has loss detection to fall back on. Therefore, it would seem safe to implement a simple algorithm, rather than a perfect one.

The simple algorithm for `dSafer.cep` above requires no monitoring of prevailing conditions and it would still be safe if, for example, segments were on average at least 5% of full-sized as long as ECN marking was 5% or less. Assuming it was used, the Data Sender would increment its packet counter as follows:

```
s.cep += dSafer.cep
```

If missing acknowledgement numbers arrive later (due to reordering), [Section 3.2.5](#) says "the Data Sender MAY attempt to neutralise the effect of any action it took based on a conservative assumption that it later found to be incorrect". To do this, the Data Sender would have to store the values of all the relevant variables whenever it made assumptions, so that it could re-evaluate them later. Given this could become complex and it is not required, we do not attempt to provide an example of how to do this.

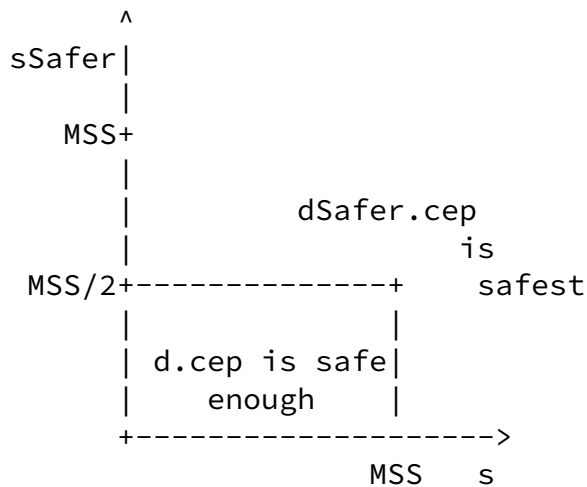
[A.2.2](#). Safety Algorithm with the AccECN Option

When the AccECN Option is available on the ACKs before and after the possible sequence of ACK losses, if the Data Sender only needs CE-marked bytes, it will have sufficient information in the AccECN Option without needing to process the ACE field. However, if for some reason it needs CE-marked packets, if `dSafer.cep` is different from `d.cep`, it can calculate the average marked segment size that each implies to determine whether `d.cep` is likely to be a safe enough estimate. Specifically, it could use the following algorithm, where `d.ceb` is the amount of newly CE-marked bytes (see [Appendix A.1](#)):

```
SAFETY_FACTOR = 2
if (dSafer.cep > d.cep) {
    s = d.ceb/d.cep
    if (s <= MSS) {
        sSafer = d.ceb/dSafer.cep
        if (sSafer < MSS/SAFETY_FACTOR)
            dSafer.cep = d.cep    % d.cep is a safe enough estimate
    } % else
        % No need for else; dSafer.cep is already correct,
        % because d.cep must have been too small
```

}

The chart below shows when the above algorithm will consider d.cep can replace dSafer.cep as a safe enough estimate of the number of CE-marked packets:



The following examples give the reasoning behind the algorithm, assuming $MSS=1,460$ [B]:

- o if $d.cep=0$, $dSafer.cep=8$ and $d.ceb=1,460$, then $s=infinity$ and $sSafer=182.5$.
Therefore even though the average size of 8 data segments is unlikely to have been as small as $MSS/8$, $d.cep$ cannot have been correct, because it would imply an average segment size greater than the MSS .
- o if $d.cep=2$, $dSafer.cep=10$ and $d.ceb=1,460$, then $s=730$ and $sSafer=146$.
Therefore $d.cep$ is safe enough, because the average size of 10 data segments is unlikely to have been as small as $MSS/10$.
- o if $d.cep=7$, $dSafer.cep=15$ and $d.ceb=10,200$, then $s=1,457$ and $sSafer=680$.

Therefore `d.cep` is safe enough, because the average data segment size is more likely to have been just less than one MSS, rather than below $MSS/2$.

If pure ACKs were allowed to be ECN-capable, missing ACKs would be far less likely. However, because [[RFC3168](#)] currently precludes this, the above algorithm assumes that pure ACKs are not ECN-capable.

[A.3.](#) Example Algorithm to Estimate Marked Bytes from Marked Packets

If the AccECN Option is not available, the Data Sender can only decode CE-marking from the ACE field in packets. Every time an ACK arrives, to convert this into an estimate of CE-marked bytes, it needs an average of the segment size, `s_ave`. Then it can add or subtract `s_ave` from the value of `d.ceb` as the value of `d.cep` increments or decrements.

Briscoe, et al.

Expires September 6, 2018

[Page 40]

Internet-Draft

Accurate TCP-ECN Feedback

March 2018

To calculate `s_ave`, it could keep a record of the byte numbers of all the boundaries between packets in flight (including control packets), and recalculate `s_ave` on every ACK. However it would be simpler to merely maintain a counter `packets_in_flight` for the number of packets in flight (including control packets), which it could update once per RTT. Either way, it would estimate `s_ave` as:

$$s_ave \approx \text{flightsize} / \text{packets_in_flight},$$

where `flightsize` is the variable that TCP already maintains for the number of bytes in flight. To avoid floating point arithmetic, it could right-bit-shift by $\lg(\text{packets_in_flight})$, where $\lg()$ means log base 2.

An alternative would be to maintain an exponentially weighted moving average (EWMA) of the segment size:

$$s_ave = a * s + (1-a) * s_ave,$$

where `a` is the decay constant for the EWMA. However, then it is necessary to choose a good value for this constant, which ought to depend on the number of packets in flight. Also the decay constant needs to be power of two to avoid floating point arithmetic.

[A.4.](#) Example Algorithm to Beacon AccECN Options

[Section 3.2.8](#) requires a Data Receiver to beacon a full-length AccECN Option at least 3 times per RTT. This could be implemented by maintaining a variable to store the number of ACKs (pure and data ACKs) since a full AccECN Option was last sent and another for the approximate number of ACKs sent in the last round trip time:

```
if (acks_since_full_last_sent > acks_in_round / BEACON_FREQ)
    send_full_AccECN_Option()
```

For optimised integer arithmetic, BEACON_FREQ = 4 could be used, rather than 3, so that the division could be implemented as an integer right bit-shift by $\lg(\text{BEACON_FREQ})$.

In certain operating systems, it might be too complex to maintain `acks_in_round`. In others it might be possible by tagging each data segment in the retransmit buffer with the number of ACKs sent at the point that segment was sent. This would not work well if the Data Receiver was not sending data itself, in which case it might be necessary to beacon based on time instead, as follows:

```
if ( time_now > time_last_option_sent + (RTT / BEACON_FREQ) )
    send_full_AccECN_Option()
```

This time-based approach does not work well when all the ACKs are sent early in each round trip, as is the case during slow-start. In this case few options will be sent (evtl. even less than 3 per RTT). However, when continuously sending data, data packets as well as ACKs will spread out equally over the RTT and sufficient ACKs with the AccECN option will be sent.

[A.5](#). Example Algorithm to Count Not-ECT Bytes

A Data Sender in AccECN mode can infer the amount of TCP payload data arriving at the receiver marked Not-ECT from the difference between the amount of newly ACKed data and the sum of the bytes with the other three markings, `d.ceb`, `d.e0b` and `d.e1b`. Note that, because `r.e0b` is initialized to 1 and the other two counters are initialized to 0, the initial sum will be 1, which matches the initial offset of the TCP sequence number on completion of the 3WHS.

For this approach to be precise, it has to be assumed that spurious

(unnecessary) retransmissions do not lead to double counting. This assumption is currently correct, given that [RFC 3168](#) requires that the Data Sender marks retransmitted segments as Not-ECT. However, the converse is not true; necessary transmissions will result in under-counting.

However, such precision is unlikely to be necessary. The only known use of a count of Not-ECT marked bytes is to test whether equipment on the path is clearing the ECN field (perhaps due to an out-dated attempt to clear, or bleach, what used to be the ToS field). To detect bleaching it will be sufficient to detect whether nearly all bytes arrive marked as Not-ECT. Therefore there should be no need to keep track of the details of retransmissions.

Authors' Addresses

Bob Briscoe
CableLabs
UK

EMail: ietf@bobbriscoe.net
URI: <http://bobbriscoe.net/>

Mirja Kuehlewind
ETH Zurich
Zurich
Switzerland

EMail: mirja.kuehlewind@tik.ee.ethz.ch

Briscoe, et al.

Expires September 6, 2018

[Page 42]

Internet-Draft

Accurate TCP-ECN Feedback

March 2018

Richard Scheffenegger
Vienna
Austria

EMail: rscheff@gmx.at

