

TCP Maintenance and Minor
Gont
Extensions (tcpm)
FRH

F.

UTN/

Internet-Draft
2009

December 8,

Intended status: Informational

Expires: June 11, 2010

**ICMP attacks against TCP
draft-ietf-tcpm-icmp-attacks-07.txt**

Abstract

This document discusses the use of the Internet Control Message Protocol (ICMP) to perform a variety of attacks against the Transmission Control Protocol (TCP) and other similar protocols. Additionally, describes a number of widely implemented modifications to TCP's handling of ICMP error messages that help to mitigate these issues.

Status of this Memo

This Internet-Draft is submitted to IETF in full conformance with the provisions of [BCP 78](#) and [BCP 79](#).

Internet-Drafts are working documents of the Internet Engineering Task Force (IETF), its areas, and its working groups. Note that other groups may also distribute working documents as Internet-Drafts.

Internet-Drafts are draft documents valid for a maximum of six months and may be updated, replaced, or obsoleted by other documents at any time. It is inappropriate to use Internet-Drafts as reference material or to cite them other than as "work in progress."

The list of current Internet-Drafts can be accessed at <http://www.ietf.org/ietf/1id-abstracts.txt>.

The list of Internet-Draft Shadow Directories can be accessed at <http://www.ietf.org/shadow.html>.

This Internet-Draft will expire on June 11, 2010.

Copyright Notice

Copyright (c) 2009 IETF Trust and the persons identified as the document authors. All rights reserved.

This document is subject to [BCP 78](#) and the IETF Trust's Legal

Gont
1]

Expires June 11, 2010

[Page

Provisions Relating to IETF Documents

(<http://trustee.ietf.org/license-info>) in effect on the date of publication of this document. Please review these documents carefully, as they describe your rights and restrictions with respect

to this document. Code Components extracted from this document must include Simplified BSD License text as described in Section 4.e of the Trust Legal Provisions and are provided without warranty as described in the BSD License.

This document may contain material from IETF Documents or IETF Contributions published or made publicly available before November 10, 2008. The person(s) controlling the copyright in some of this material may not have granted the IETF Trust the right to allow modifications of such material outside the IETF Standards Process. Without obtaining an adequate license from the person(s) controlling the copyright in such materials, this document may not be modified outside the IETF Standards Process, and derivative works of it may not be created outside the IETF Standards Process, except to format it for publication as an RFC or to translate it into languages other than English.

Gont
2]

Expires June 11, 2010

[Page

Table of Contents

1.	Introduction	5
2.	Background	6
2.1.	The Internet Control Message Protocol (ICMP)	6
2.1.1.	ICMP for IP version 4 (ICMP)	6
2.1.2.	ICMP for IP version 6 (ICMPv6)	7
2.2.	Handling of ICMP error messages	7
2.3.	Handling of ICMP error messages in the context of IPsec	8
3.	Constraints in the possible solutions	9
4.	General counter-measures against ICMP attacks	10
4.1.	TCP sequence number checking	10
4.2.	Port randomization	11
4.3.	Filtering ICMP error messages based on the ICMP payload	11
5.	Blind connection-reset attack	12
5.1.	Description	12
5.2.	Attack-specific counter-measures	13
6.	Blind throughput-reduction attack	16
6.1.	Description	16
6.2.	Attack-specific counter-measures	16
7.	Blind performance-degrading attack	17
7.1.	Description	17
7.2.	Attack-specific counter-measures	18
7.3.	The counter-measure for the PMTUD attack in action	22
7.3.1.	Normal operation for bulk transfers	22
7.3.2.	Operation during Path-MTU changes	24
7.3.3.	Idle connection being attacked	25

	7.3.4. Active connection being attacked after discovery of the Path-MTU	
26		
	7.3.5. TCP peer attacked when sending small packets just after the three-way handshake	
26		
	7.4. Pseudo-code for the counter-measure for the blind performance-degrading attack	
27		
31	8. Security Considerations	
32	9. IANA Considerations	
32	10. Acknowledgements	
32	11. References	
32	11.1. Normative References	
32	11.2. Informative References	
33	Appendix A. Changes from previous versions of the draft (to be removed by the RFC Editor before publishing this document as an RFC)	
36	A.1. Changes from draft-ietf-tcpm-icmp-attacks-06	
36	A.2. Changes from draft-ietf-tcpm-icmp-attacks-05	
36	A.3. Changes from draft-ietf-tcpm-icmp-attacks-04	
36	A.4. Changes from draft-ietf-tcpm-icmp-attacks-03	
36	A.5. Changes from draft-ietf-tcpm-icmp-attacks-02	
36	A.6. Changes from draft-ietf-tcpm-icmp-attacks-01	
37		

37	A.7.	Changes from draft-ietf-tcpm-icmp-attacks-00
37	A.8.	Changes from draft-gont-tcpm-icmp-attacks-05
38	A.9.	Changes from draft-gont-tcpm-icmp-attacks-04
38	A.10.	Changes from draft-gont-tcpm-icmp-attacks-03
38	A.11.	Changes from draft-gont-tcpm-icmp-attacks-02
38	A.12.	Changes from draft-gont-tcpm-icmp-attacks-01
39	A.13.	Changes from draft-gont-tcpm-icmp-attacks-00
39		Author's Address

Gont
4]

Expires June 11, 2010

[Page

1. Introduction

ICMP [[RFC0792](#)] is a fundamental part of the TCP/IP protocol suite, and is used mainly for reporting network error conditions. However, the current specifications do not recommend any kind of validation checks on the received ICMP error messages, thus allowing variety of attacks against TCP [[RFC0793](#)] by means of ICMP, which include blind connection-reset, blind throughput-reduction, and blind performance-degrading attacks. All of these attacks can be performed even being off-path, without the need to sniff the packets that correspond to the attacked TCP connection.

While the possible security implications of ICMP have been known in the research community for a long time, there has never been an official proposal on how to deal with these vulnerabilities. In 2005,

a disclosure process was carried out by the UK's National Infrastructure Security Co-ordination Centre (NISCC) (now CPNI, Centre for the Protection of National Infrastructure), with the collaboration of other computer emergency response teams. A large number of implementations were found vulnerable to either all or a subset of the attacks discussed in this document [[NISCC](#)][US-CERT]. The affected systems ranged from TCP/IP implementations meant for desktop computers, to TCP/IP implementations meant for core Internet routers.

It is clear that implementations should be more cautious when processing ICMP error messages, to eliminate or mitigate the use of ICMP to perform attacks against TCP [[RFC4907](#)].

This document aims to raise awareness of the use of ICMP to perform a

variety of attacks against TCP, and discusses several counter-measures that eliminate or minimize the impact of these attacks. Most of these counter-measures can be implemented while still remaining compliant with the current specifications, as they simply describe reasons for not taking the advice provided in the specifications in terms of "SHOULDs", but still comply with the requirements stated as "MUSTs".

[Section 2](#) provides background information on ICMP. [Section 3](#) discusses the constraints in the general counter-measures that can

be implemented against the attacks described in this document. [Section 4](#) proposes several general validation checks that can be implemented to mitigate any ICMP-based attack. Finally, [Section 5](#), [Section 6](#), and [Section 7](#), discuss a variety of ICMP attacks that can be performed against TCP, and propose attack-specific counter-measures that eliminate or greatly mitigate their impact.

The key words "MUST", "MUST NOT", "REQUIRED", "SHALL", "SHALL NOT",

Gont
5]

Expires June 11, 2010

[Page

"SHOULD", "SHOULD NOT", "RECOMMENDED", "MAY", and "OPTIONAL" in this document are to be interpreted as described in [RFC 2119](#) [[RFC2119](#)].

2. Background

2.1. The Internet Control Message Protocol (ICMP)

The Internet Control Message Protocol (ICMP) is used in the Internet architecture mainly to perform the fault-isolation function, that is, the group of actions that hosts and routers take to determine that there is some network failure [[RFC0816](#)].

When an intermediate router detects a network problem while trying to forward an IP packet, it will usually send an ICMP error message to the source system, to raise awareness of the network problem taking place. In the same way, there are a number of scenarios in which an end-system may generate an ICMP error message if it finds a problem while processing a datagram. The received ICMP errors are handed to the corresponding transport-protocol instance, which will usually perform a fault recovery function.

It is important to note that ICMP error messages are unreliable, and may be discarded due to data corruption, network congestion or rate-limiting. Thus, while they provide useful information, upper layer protocols cannot depend on ICMP for correct operation.

It should be noted that there are no timeliness requirements for ICMP error messages. ICMP error messages could be delayed for various reasons, and at least in theory could be received with an arbitrarily long delay. For example, there are no existing requirements that a router flushes any queued ICMP error messages when it is rebooted.

2.1.1. ICMP for IP version 4 (ICMP)

[[RFC0792](#)] specifies the Internet Control Message Protocol (ICMP) to be used with the Internet Protocol version 4 (IPv4). It defines, among other things, a number of error messages that can be used by end-systems and intermediate systems to report errors to the sending system. The Host Requirements RFC [[RFC1122](#)] classifies ICMP error messages into those that indicate "soft errors", and those that indicate "hard errors", thus roughly defining the semantics of them.

The ICMP specification [[RFC0792](#)] also defines the ICMP Source Quench message (type 4, code 0), which is meant to provide a mechanism for flow control and congestion control.

[[RFC1191](#)] defines a mechanism called "Path MTU Discovery" (PMTUD),

Gont
6]

Expires June 11, 2010

[Page

which makes use of ICMP error messages of type 3 (Destination Unreachable), code 4 (fragmentation needed and DF bit set) to allow systems to determine the MTU of an arbitrary internet path.

[Appendix D of \[RFC4301\]](#) provides information about which ICMP error messages are produced by hosts, intermediate routers, or both.

2.1.2. ICMP for IP version 6 (ICMPv6)

[RFC4443] specifies the Internet Control Message Protocol (ICMPv6) to be used with the Internet Protocol version 6 (IPv6) [[RFC2460](#)].

[RFC4443] defines the "Packet Too Big" (type 2, code 0) error message, that is analogous to the ICMP "fragmentation needed and DF bit set" (type 3, code 4) error message. [[RFC1981](#)] defines the Path MTU Discovery mechanism for IP Version 6, that makes use of these messages to determine the MTU of an arbitrary internet path.

[Appendix D of \[RFC4301\]](#) provides information about which ICMPv6 error messages are produced by hosts, intermediate routers, or both.

2.2. Handling of ICMP error messages

The Host Requirements RFC [[RFC1122](#)] states in [Section 4.2.3.9](#) that a TCP MUST act on an ICMP error message passed up from the IP layer, directing it to the connection that elicited the error.

In order to allow ICMP messages to be demultiplexed by the receiving system, part of the original packet that elicited the message is included in the payload of the ICMP error message. Thus, the receiving system can use that information to match the ICMP error to the transport protocol instance that elicited it.

Neither the Host Requirements RFC [[RFC1122](#)] nor the original TCP specification [[RFC0793](#)] recommend any validation checks on the received ICMP messages. Thus, as long as the ICMP payload contains the information that identifies an existing communication instance, it will be processed by the corresponding transport-protocol instance, and the corresponding action will be performed.

Therefore, in the case of TCP, an attacker could send a crafted ICMP error message to the attacked system, and, as long as he is able to guess the four-tuple (i.e., Source IP Address, Source TCP port, Destination IP Address, and Destination TCP port) that identifies the communication instance to be attacked, he will be able to use ICMP to perform a variety of attacks.

Generally, the four-tuple required to perform these attacks is not

Gont
7]

Expires June 11, 2010

[Page

known. However, as discussed in [\[Watson\]](#) and [\[RFC4953\]](#), there are a number of scenarios (notably that of TCP connections established between two BGP routers [\[RFC4271\]](#)), in which an attacker may be able to know or guess the four-tuple that identifies a TCP connection.

In

such a case, if we assume the attacker knows the two systems involved

in the TCP connection to be attacked, both the client-side and the server-side IP addresses could be known or be within a reasonable number of possibilities. Furthermore, as most Internet services use the so-called "well-known" ports, only the client port number might need to be guessed. In such a scenario, an attacker would need to send, in principle, at most 65536 packets to perform any of the attacks described in this document. These issues are exacerbated by the fact that most systems choose the port numbers they use for outgoing connections from a subset of the whole port number space, thus reducing the amount of work needed to successfully perform

these

attacks.

The need to be more cautious when processing received ICMP error messages in order to mitigate or eliminate the impact of the attacks described in this document has been documented by the Internet Architecture Board (IAB) in [\[RFC4907\]](#).

2.3. Handling of ICMP error messages in the context of IPsec

[Section 5.2 of \[RFC4301\]](#) describes the processing of inbound IP Traffic in the case of "unprotected-to-protected". In the case of ICMP, when an unprotected ICMP error message is received, it is matched to the corresponding security association by means of the

SPI

(Security Parameters Index) included in the payload of the ICMP

error

message. Then, local policy is applied to determine whether to accept or reject the message and, if accepted, what action to take

as

a result. For example, if an ICMP unreachable message is received, the implementation must decide whether to act on it, reject it, or act on it with constraints. [Section 8](#) ("Path MTU/DF processing") discusses the processing of unauthenticated ICMP "fragmentation needed and DF bit set" (type 3, code 3) and ICMPv6 "Packet Too Big" (type 2, code 0) messages when an IPsec implementation is configured to process (vs. ignore) such messages.

[Section 6.1.1 of \[RFC4301\]](#) notes that processing of unauthenticated ICMP error messages may result in denial or degradation of service, and therefore it would be desirable to ignore such messages. However, it also notes that in many cases ignoring these ICMP messages can degrade service, e.g., because of a failure to process PMTUD and redirection messages, and therefore there is also a motivation for accepting and acting upon them. It finally states

that to accommodate both ends of this spectrum, a compliant IPsec implementation MUST permit a local administrator to configure an

Gont
8]

Expires June 11, 2010

[Page

IPsec implementation to accept or reject unauthenticated ICMP traffic, and that this control **MUST** be at the granularity of ICMP type and **MAY** be at the granularity of ICMP type and code. Additionally, an implementation **SHOULD** incorporate mechanisms and parameters for dealing with such traffic.

Thus, the policy to apply for the processing of unprotected ICMP error messages is left up to the implementation and administrator.

3. Constraints in the possible solutions

For ICMPv4, [[RFC0792](#)] states that the IP header plus the first 64 bits of the packet that elicited the ICMP message are to be included in the payload of the ICMP error message. Thus, it is assumed that all data needed to identify a transport protocol instance and process

the ICMP error message is contained in the first 64 bits of the transport protocol header. [Section 3.2.2 of \[RFC1122\]](#) states that "the Internet header and at least the first 8 data octets of the datagram that triggered the error" are to be included in the payload of ICMP error messages, and that "more than 8 octets **MAY** be sent", thus allowing implementations to include more data from the original packet than those required by the original ICMP specification. The Requirements for IP Version 4 Routers RFC [[RFC1812](#)] states that ICMP error messages "SHOULD contain as much of the original datagram as possible without the length of the ICMP datagram exceeding 576 bytes".

Thus, for ICMP messages generated by hosts, we can only expect to get

the entire IP header of the original packet, plus the first 64 bits of its payload. For TCP, this means that the only fields that will be included in the ICMP payload are: the source port number, the destination port number, and the 32-bit TCP sequence number. This clearly imposes a constraint on the possible validation checks that can be performed, as there is not much information available on which to perform them.

This means, for example, that even if TCP were signing its segments by means of the TCP MD5 signature option [[RFC2385](#)], this mechanism could not be used as a counter-measure against ICMP-based attacks, because, as ICMP messages include only a piece of the TCP segment that elicited the error, the MD5 [[RFC1321](#)] signature could not be recalculated. In the same way, even if the attacked peer were authenticating its packets at the IP layer [[RFC4301](#)], because only a part of the original IP packet would be available, the signature used

for authentication could not be recalculated, and thus the authentication header in the original packet could not be used as a counter-measure for ICMP-based attacks against TCP.

Gont
9]

Expires June 11, 2010

[Page

For IPv6, the payload of ICMPv6 error messages includes as many octets from the IPv6 packet that elicited the ICMPv6 error message as will fit without making the resulting ICMPv6 error message exceed the minimum IPv6 MTU (1280 octets) [RFC4443]. Thus, more information is available than in the IPv4 case.

Hosts could require ICMP error messages to be authenticated [RFC4301], in order to act upon them. However, while this requirement could make sense for those ICMP error messages sent by hosts, it would not be feasible for those ICMP error messages generated by routers, as this would imply either that the attacked system should have a security association [RFC4301] with every existing intermediate system, or that it should be able to establish one dynamically. Current levels of deployment of protocols for dynamic establishment of security associations makes this unfeasible.

Additionally, this would require routers to use certificates with paths compatible for all hosts on the network. Finally, there may be some scenarios, such as embedded devices, in which the processing power requirements of authentication might not allow IPSec authentication to be implemented effectively.

4. General counter-measures against ICMP attacks

The following subsections describe a number of mitigation techniques that help to eliminate or mitigate the impact of the attacks discussed in this document. Rather than being alternative counter-measures, they can be implemented together to increase the protection against these attacks.

4.1. TCP sequence number checking

The current specifications do not impose any validity checks on the TCP segment that is contained in the ICMP payload. For instance, no checks are performed to verify that a received ICMP error message has been elicited by a segment that was "in flight" to the destination. Thus, even stale ICMP error messages will be acted upon.

Many TCP implementations have incorporated a validation check such that they react only to those ICMP error messages that appear to relate to segments currently "in-flight" to the destination system. These implementations check that the TCP sequence number contained in the payload of the ICMP error message is within the range $SND.UNA \leq SEG.SEQ < SND.NXT$. This means that they require that the sequence number be within the range of the data already sent but not yet

acknowledged. If an ICMP error message does not pass this check, it is discarded.

Gont
10]

Expires June 11, 2010

[Page

Even if an attacker were able to guess the four-tuple that identifies

the TCP connection, this additional check would reduce the possibility of considering a spoofed ICMP packet as valid to $\text{Flight_Size}/2^{32}$ (where `Flight_Size` is the number of data bytes already sent to the remote peer, but not yet acknowledged [[RFC2581](#)]).

For connections in the SYN-SENT or SYN-RECEIVED states, this would reduce the possibility of considering a spoofed ICMP packet as valid to $1/2^{32}$. For a TCP endpoint with no data "in flight", this would completely eliminate the possibility of success of these attacks.

This validation check has been implemented in Linux [[Linux](#)] for many years, in OpenBSD [[OpenBSD](#)] since 2004, and in FreeBSD [[FreeBSD](#)] and NetBSD [[NetBSD](#)] since 2005.

It is important to note that while this check greatly increases the number of packets required to perform any of the attacks discussed in

this document, this may not be enough in those scenarios in which bandwidth is easily available, and/or large TCP windows [[RFC1323](#)] are

in use. Additionally, this validation check does not help to prevent

on-path attacks, that is, attacks performed in scenarios in which the attacker can sniff the packets that correspond to the target TCP connection.

It should be noted that as there are no timeliness requirements for ICMP error messages, the TCP Sequence Number check described in this section might cause legitimate ICMP error messages to be discarded. Also, even if this check is enforced, TCP might end up responding to stale ICMP error messages (e.g., if the Sequence Number for the corresponding direction of the data transfer wrap around).

[4.2.](#) Port randomization

As discussed in the previous sections, in order to perform any of the

attacks described in this document, an attacker would need to guess (or know) the four-tuple that identifies the connection to be attacked. Increasing the port number range used for outgoing TCP connections, and randomizing the port number chosen for each outgoing

TCP connections would make it harder for an attacker to perform any of the attacks discussed in this document.

[I-D.ietf-tsvwg-port-randomization] discusses a number of algorithms to randomize the ephemeral ports used by clients.

[4.3.](#) Filtering ICMP error messages based on the ICMP payload

The source address of ICMP error messages does not need to be spoofed to perform the attacks described in this document. Therefore, simple filtering based on the source address of ICMP error messages does not

serve as a counter-measure against these attacks. However, a more advanced packet filtering can be implemented in middlebox devices such as firewalls and NATs. Middleboxes implementing such advanced filtering look at the payload of the ICMP error messages, and perform

ingress and egress packet filtering based on the source IP address of the IP header contained in the payload of the ICMP error message.

As

the source IP address contained in the payload of the ICMP error message does need to be spoofed to perform the attacks described in this document, this kind of advanced filtering serves as a counter-measure against these attacks. As with traditional egress filtering [[IP-filtering](#)], egress filtering based on the ICMP payload can help to prevent users of the network being protected by the firewall from successfully performing ICMP attacks against TCP connections established between external systems. Additionally, ingress filtering based on the ICMP payload can prevent TCP connections established between internal systems from attacks performed by external systems. [[ICMP-Filtering](#)] provides examples of ICMP filtering based on the ICMP payload.

This filtering technique has been implemented in OpenBSD's Packet Filter [[OpenBSD-PF](#)], which has in turn been ported to a number of systems, including FreeBSD [[FreeBSD](#)].

5. Blind connection-reset attack

5.1. Description

When TCP is handed an ICMP error message, it will perform its fault recovery function, as follows:

- o If the network problem being reported is a hard error, TCP will abort the corresponding connection.
- o If the network problem being reported is a soft error, TCP will just record this information, and repeatedly retransmit its data until they either get acknowledged, or the connection times out.

The Host Requirements RFC [[RFC1122](#)] states (in [Section 4.2.3.9](#)) that a host SHOULD abort the corresponding connection when receiving an ICMP error message that indicates a "hard error", and states that ICMP error messages of type 3 (Destination Unreachable) codes 2 (protocol unreachable), 3 (port unreachable), and 4 (fragmentation needed and DF bit set) should be considered to indicate hard errors. In the case of ICMP port unreachables, the specifications are ambiguous, as [Section 4.2.3.9 of \[RFC1122\]](#) states that TCP SHOULD abort the corresponding connection in response to them, but [Section 3.2.2.1](#) of the same RFC ([\[RFC1122\]](#)) states that TCP MUST abort the

Gont
12]

Expires June 11, 2010

[Page

connection in response to them.

While [[RFC4443](#)] did not exist when [[RFC1122](#)] was published, one could extrapolate the concept of "hard errors" to ICMPv6 error messages of type 1 (Destination unreachable) codes 1 (communication with destination administratively prohibited), and 4 (port unreachable).

Thus, an attacker could use ICMP to perform a blind connection-reset attack by sending any ICMP error message that indicates a "hard error", to either of the two TCP endpoints of the connection. Because of TCP's fault recovery policy, the connection would be immediately aborted.

Some stacks are known to extrapolate ICMP hard errors across TCP connections, increasing the impact of this attack, as a single ICMP packet could bring down all the TCP connections between the corresponding peers.

It is important to note that even if TCP itself were protected against the blind connection-reset attack described in [[Watson](#)] and [[I-D.ietf-tcpm-tcpsecure](#)], by means authentication at the network layer [[RFC4301](#)], by means of the TCP MD5 signature option [[RFC2385](#)], by means of the TCP-AO [[I-D.ietf-tcpm-tcp-auth-opt](#)], or by means of the mechanism proposed in [[I-D.ietf-tcpm-tcpsecure](#)], the blind connection-reset attack described in this document would still succeed.

5.2. Attack-specific counter-measures

An analysis of the circumstances in which ICMP messages that indicate hard errors may be received can shed some light to mitigate the impact of ICMP-based blind connection-reset attacks.

ICMP type 3 (Destination Unreachable), code 2 (protocol unreachable)

This ICMP error message indicates that the host sending the ICMP error message received a packet meant for a transport protocol it does not support. For connection-oriented protocols such as TCP, one could expect to receive such an error as the result of a connection-establishment attempt. However, it would be strange to get such an error during the life of a connection, as this would indicate that support for that transport protocol has been removed from the system sending the error message during the life of the corresponding connection.

Gont
13]

Expires June 11, 2010

[Page

ICMP type 3 (Destination Unreachable), code 3 (port unreachable)

This error message indicates that the system sending the ICMP error message received a packet meant for a socket (IP address, port number) on which there is no process listening. Those transport protocols which have their own mechanisms for notifying this condition should not be receiving these error messages, as the protocol would signal the port unreachable condition by means of its own messages. Assuming that once a connection is established it is not usual for the transport protocol to change (or be reloaded), it should be unusual to get these error messages.

ICMP type 3 (Destination Unreachable), code 4 (fragmentation needed and DF bit set)

This error message indicates that an intermediate node needed to fragment a datagram, but the DF (Don't Fragment) bit in the IP header was set. It is considered a soft error when TCP implements

PMTUD, and a hard error if TCP does not implement PMTUD. Those TCP/IP stacks that do not implement PMTUD (or have disabled it) but support IP fragmentation/reassembly should not be sending their IP packets with the DF bit set, and thus should not be receiving these ICMP error messages. Some TCP/IP stacks that do not implement PMTUD and that do not support IP fragmentation/reassembly are known to send their packets with the DF bit set, and thus could legitimately receive these ICMP error messages.

ICMPv6 type 1 (Destination Unreachable), code 1 (communication with destination administratively prohibited)

This error message indicates that the destination is unreachable because of an administrative policy. For connection-oriented protocols such as TCP, one could expect to receive such an error as the result of a connection-establishment attempt. Receiving such an error for a connection in any of the synchronized states would mean that the administrative policy changed during the life of the connection. However, in the same way this error condition (which was not present when the connection was established) appeared, it could get solved in the near term.

ICMPv6 type 1 (Destination Unreachable), code 4 (port unreachable)

This error message is analogous to the ICMP type 3 (Destination Unreachable), code 3 (Port unreachable) error message discussed above. Therefore, the same considerations apply.

The Host Requirements RFC [[RFC1122](#)] states in [Section 4.2.3.9](#) that

TCP SHOULD abort the corresponding connection in response to ICMP messages of type 3, codes 2 (protocol unreachable), 3 (port unreachable), and 4 (fragmentation needed and DF bit set). However, [Section 3.2.2.1](#) states that TCP MUST accept an ICMP port unreachable (type 3, code 3) for the same purpose as an RST. Therefore, for

ICMP

messages of type 3 codes 2 and 4 there is room to go against the advice provided in the existing specifications, while in the case of ICMP messages of type 3 code 3 there is ambiguity in the specifications that may or may not provide some room to go against that advice.

Based on this analysis, most popular TCP implementations treat all ICMP "hard errors" received for connections in any of the synchronized states (ESTABLISHED, FIN-WAIT-1, FIN-WAIT-2, CLOSE-

WAIT,

CLOSING, LAST-ACK or TIME-WAIT) as "soft errors". That is, they do not abort the corresponding connection upon receipt of them. Additionally, they do not extrapolate ICMP errors across TCP connections. This policy is based on the premise that TCP should be as robust as possible. Aborting the connection would be to ignore the valuable feature of the Internet that for many internal failures it reconstructs its function without any disruption of the end

points

[\[RFC0816\]](#).

It is interesting to note that, as ICMP error messages are unreliable, transport protocols should not depend on them for

correct

functioning. In the event one of these messages were legitimate,

the

corresponding connection would eventually time out. Also, applications may still be notified asynchronously about the error condition, and thus may still abort their connections on their own

if

they consider it appropriate.

In scenarios such as that in which an intermediate system sets the

DF

bit in the segments transmitted by a TCP that does not implement PMTUD, or the TCP at one of the endpoints of the connection is dynamically disabled, TCP would only abort the connection after a USER TIMEOUT [\[RFC0793\]](#), losing responsiveness. However, these scenarios are very unlikely in production environments, and it is probably preferable to potentially lose responsiveness for the sake of robustness. It should also be noted that applications may still be notified asynchronously about the error condition, and thus may still abort their connections on their own if they consider it appropriate.

In scenarios of multipath routing or route changes, failures in some (but not all) of the paths may elicit ICMP error messages that would

likely not cause a connection abort if any of the counter-measures described in this section were implemented. However, aborting the connection would be to ignore the valuable feature of the Internet

that for many internal failures it reconstructs its function without any disruption of the end points [[RFC0816](#)]. That is, communication should survive if there is still a working path to the destination system [[DClark](#)]. Additionally, applications may still be notified asynchronously about the error condition, and thus may still abort their connections on their own if they consider it appropriate.

This counter-measure has been implemented in BSD-derived TCP/IP implementations (e.g., [[FreeBSD](#)], [[NetBSD](#)], and [[OpenBSD](#)]) for more than ten years [[Wright](#)][[McKusick](#)]. The Linux kernel has also implemented this policy for more than ten years [[Linux](#)].

6. Blind throughput-reduction attack

6.1. Description

The Host requirements RFC [[RFC1122](#)] states in [Section 4.2.3.9](#) that hosts MUST react to ICMP Source Quench messages by slowing transmission on the connection. Thus, an attacker could send ICMP Source Quench (type 4, code 0) messages to a TCP endpoint to make it reduce the rate at which it sends data to the other end-point of the connection. [[RFC1122](#)] further adds that the RECOMMENDED procedure is to put the corresponding connection in the slow-start phase of TCP's congestion control algorithm [[RFC2581](#)]. In the case of those implementations that use an initial congestion window of one segment, a sustained attack would reduce the throughput of the attacked connection to about SMSS (Sender Maximum Segment Size) [[RFC2581](#)] bytes per RTT (round-trip time). The throughput achieved during an attack might be a little higher if a larger initial congestion window is in use [[RFC3390](#)].

6.2. Attack-specific counter-measures

As discussed in the Requirements for IP Version 4 Routers RFC [[RFC1812](#)], research seems to suggest that ICMP Source Quench is an ineffective (and unfair) antidote for congestion. [[RFC1812](#)] further states that routers SHOULD NOT send ICMP Source Quench messages in response to congestion. Furthermore, TCP implements its own congestion control mechanisms [[RFC2581](#)] [[RFC3168](#)], that do not depend on ICMP Source Quench messages.

Based on this reasoning, a large number of implementations completely ignore ICMP Source Quench messages meant for TCP connections. This behavior has been implemented in, at least, Linux [[Linux](#)] since 2004, and in FreeBSD [[FreeBSD](#)], NetBSD [[NetBSD](#)], and OpenBSD [[OpenBSD](#)]

since 2005. However, it must be noted that this behaviour violates the requirement in [[RFC1122](#)] to react to ICMP Source Quench messages

Gont
16]

Expires June 11, 2010

[Page

by slowing transmission on the connection.

7. Blind performance-degrading attack

7.1. Description

When one IP system has a large amount of data to send to another system, the data will be transmitted as a series of IP datagrams.

It

is usually preferable that these datagrams be of the largest size that does not require fragmentation anywhere along the path from the source to the destination. This datagram size is referred to as the Path MTU (PMTU), and is equal to the minimum of the MTUs of each hop in the path. A technique called "Path MTU Discovery" (PMTUD) lets

IP

systems determine the Path MTU of an arbitrary internet path. [[RFC1191](#)] and [[RFC1981](#)] specify the PMTUD mechanism for IPv4 and IPv6, respectively.

The PMTUD mechanism for IPv4 uses the Don't Fragment (DF) bit in the IP header to dynamically discover the Path MTU. The basic idea behind the PMTUD mechanism is that a source system assumes that the MTU of the path is that of the first hop, and sends all its

datagrams

with the DF bit set. If any of the datagrams is too large to be forwarded without fragmentation by some intermediate router, the router will discard the corresponding datagram, and will return an ICMP "Destination Unreachable" (type 3) "fragmentation needed and DF set" (code 4) error message to the sending system. This message

will

report the MTU of the constricting hop, so that the sending system can reduce the assumed Path-MTU accordingly.

For IPv6, intermediate systems do not fragment packets. Thus, there's an "implicit" DF bit set in every packet sent on a network. If any of the datagrams is too large to be forwarded without fragmentation by some intermediate router, the router will discard the corresponding datagram, and will return an ICMPv6 "Packet Too Big" (type 2, code 0) error message to sending system. This message will report the MTU of the constricting hop, so that the sending system can reduce the assumed Path-MTU accordingly.

As discussed in both [[RFC1191](#)] and [[RFC1981](#)], the Path-MTU Discovery mechanism can be used to attack TCP. An attacker could send a crafted ICMP "Destination Unreachable, fragmentation needed and DF set" packet (or their ICMPv6 counterpart) to the sending system, advertising a small Next-Hop MTU. As a result, the attacked system would reduce the size of the packets it sends for the corresponding connection accordingly.

The effect of this attack is two-fold. On one hand, it will

increase

Gont
17]

Expires June 11, 2010

[Page

the headers/data ratio, thus increasing the overhead needed to send data to the remote TCP end-point. On the other hand, if the attacked

system wanted to keep the same throughput it was achieving before being attacked, it would have to increase the packet rate. On virtually all systems this will lead to an increase in the IRQ (Interrupt ReQuest) rate and protocol processing time, thus increasing processor utilization, and degrading the overall system performance.

A particular scenario that may take place is that in which an attacker reports a Next-Hop MTU smaller than or equal to the amount of bytes needed for headers (IP header, plus TCP header). For example, if the attacker reports a Next-Hop MTU of 68 bytes, and the amount of bytes used for headers (IP header, plus TCP header) is larger than 68 bytes, the assumed Path-MTU will not even allow the attacked system to send a single byte of application data without fragmentation. This particular scenario might lead to unpredictable results. Another possible scenario is that in which a TCP connection is being secured by means of IPSec. If the Next-Hop MTU reported by the attacker is smaller than the amount of bytes needed for headers (IP and IPSec, in this case), the assumed Path-MTU will not even allow the attacked system to send a single byte of the TCP header without fragmentation. This is another scenario that may lead to unpredictable results.

For IPv4, the reported Next-Hop MTU could be as low as 68 octets, as [\[RFC0791\]](#) requires every internet module to be able to forward a datagram of 68 octets without further fragmentation. For IPv6, the reported Next-Hop MTU could be as low as 1280 octets (the minimum IPv6 MTU) [\[RFC2460\]](#).

7.2. Attack-specific counter-measures

The IETF has standardized a Path-MTU Discovery mechanism called "Packetization Layer Path MTU Discovery" that does not depend on ICMP

error messages. Implementation of the aforementioned mechanism in replacement of the traditional PMTUD (specified in [\[RFC1191\]](#) and [\[RFC1981\]](#)) would eliminate this vulnerability. However, it might also lead to an increase of the PMTUD convergence time.

This section describes a modification to the PMTUD mechanism specified in [\[RFC1191\]](#) and [\[RFC1981\]](#) that has been implemented in a variety of TCP implementations to improve TCP's resistance to the blind performance-degrading attack described in [Section 7.1](#). The described mechanism basically disregards ICMP messages when a connection makes progress. This modification does not violate any of the requirements stated in [\[RFC1191\]](#) and [\[RFC1981\]](#).

Gont
18]

Expires June 11, 2010

[Page

Henceforth, we will refer to both ICMP "fragmentation needed and DF bit set" and ICMPv6 "Packet Too Big" messages as "ICMP Packet Too Big" messages.

In addition to the general validation check described in [Section 4.1](#), these implementations include a modification to TCP's reaction to ICMP "Packet Too Big" error messages that disregards them when a connection makes progress, and honors them only after the corresponding data have been retransmitted a specified number of times. This means that upon receipt of an ICMP "Packet Too Big" error message, TCP just records this information, and honors it only when the corresponding data have already been retransmitted a specified number of times.

While this basic policy would greatly mitigate the impact of the attack against the PMTUD mechanism, it would also mean that it might take TCP more time to discover the Path-MTU for a TCP connection. This would be particularly annoying for connections that have just been established, as it might take TCP several transmission attempts (and the corresponding timeouts) before it discovers the PMTU for the corresponding connection. Thus, this policy would increase the time it takes for data to begin to be received at the destination host.

In order to protect TCP from the attack against the PMTUD mechanism, while still allowing TCP to quickly determine the initial Path-MTU for a connection, the aforementioned implementations have divided the traditional PMTUD mechanism into two stages: Initial Path-MTU Discovery, and Path-MTU Update.

The Initial Path-MTU Discovery stage is when TCP tries to send segments that are larger than the ones that have so far been sent and acknowledged for this connection. That is, in the Initial Path-MTU Discovery stage TCP has no record of these large segments getting to the destination host, and thus these implementations believe the network when it reports that these packets are too large to reach the destination host without being fragmented.

The Path-MTU Update stage is when TCP tries to send segments that are equal to or smaller than the ones that have already been sent and acknowledged for this connection. During the Path-MTU Update stage, TCP already has knowledge of the estimated Path-MTU for the given connection. Thus, in this case these implementations are more cautious with the errors being reported by the network.

In order to allow TCP to distinguish segments between those performing Initial Path-MTU Discovery and those performing Path-MTU

Update, two new variables are introduced to TCP: maxsizeacked and maxsizesent.

Gont
19]

Expires June 11, 2010

[Page

maxsizesent holds the size (in octets) of the largest packet that has so far been sent for this connection. It is initialized to 68 (the minimum IPv4 MTU) when the underlying internet protocol is IPv4, and is initialized to 1280 (the minimum IPv6 MTU) when the underlying internet protocol is IPv6. Whenever a packet larger than maxsizesent octets is sent, maxsizesent is set to that value.

On the other hand, maxsizeacked holds the size (in octets) of the largest packet that has so far been acknowledged for this connection.

It is initialized to 68 (the minimum IPv4 MTU) when the underlying internet protocol is IPv4, and is initialized to 1280 (the minimum IPv6 MTU) when the underlying internet protocol is IPv6. Whenever an acknowledgement for a packet larger than maxsizeacked octets is received, maxsizeacked is set to the size of that acknowledged packet.

Upon receipt of an ICMP "Packet Too Big" error message, the Next-Hop MTU claimed by the ICMP message (henceforth "claimedmtu") is compared with maxsizesent. If claimedmtu is equal to or larger than maxsizesent, then the ICMP error message is silently discarded. The rationale for this is that the ICMP error message cannot be legitimate if it claims to have been elicited by a packet larger than the largest packet we have so far sent for this connection.

If this check is passed, claimedmtu is compared with maxsizeacked. If claimedmtu is equal to or larger than maxsizeacked, TCP is supposed to be at the Initial Path-MTU Discovery stage, and thus the ICMP "Packet Too Big" error message is honored immediately. That is, the assumed Path-MTU is updated according to the Next-Hop MTU claimed in the ICMP error message. Also, maxsizesent is reset to the minimum MTU of the internet protocol in use (68 for IPv4, and 1280 for IPv6).

On the other hand, if claimedmtu is smaller than maxsizeacked, TCP is supposed to be in the Path-MTU Update stage. At this stage, these implementations are more cautious with the errors being reported by the network, and therefore just record the received error message, and delay the update of the assumed Path-MTU.

To perform this delay, one new variable and one new parameter is introduced to TCP: nsegrto and MAXSEGRTO. nsegrto holds the number of

times a specified segment has timed out. It is initialized to zero, and is incremented by one every time the corresponding segment times out. MAXSEGRRT0 specifies the number of times a given segment must timeout before an ICMP "Packet Too Big" error message can be honored, and can be set, in principle, to any value greater than or equal to 0.

Thus, if nsegrto is greater than or equal to MAXSEGRT0, and there's a

pending ICMP "Packet Too Big" error message, the corresponding error message is processed. At that point, `maxsizeacked` is set to `claimedmtu`, and `maxsizesent` is set to 68 (for IPv4) or 1280 (for IPv6).

If while there is a pending ICMP "Packet Too Big" error message the TCP SEQ claimed by the pending message is acknowledged (i.e., an ACK that acknowledges that sequence number is received), then the "pending error" condition is cleared.

The rationale behind performing this delayed processing of ICMP "Packet Too Big" messages is that if there is progress on the connection, the ICMP "Packet Too Big" errors must be a false claim. By checking for progress on the connection, rather than just for staleness of the received ICMP messages, TCP is protected from attack even if the offending ICMP messages are "in window", and as a corollary, is made more robust to spurious ICMP messages elicited by, for example, corrupted TCP segments.

`MAXSEGRT0` can be set, in principle, to any value greater than or equal to 0. Setting `MAXSEGRT0` to 0 would make TCP perform the traditional PMTUD mechanism defined in [RFC1191] and [RFC1981]. A `MAXSEGRT0` of 1 provides enough protection for most cases. In any case, implementations are free to choose higher values for this constant. `MAXSEGRT0` could be a function of the Next-Hop MTU claimed in the received ICMP "Packet Too Big" message. That is, higher values for `MAXSEGRT0` could be imposed when the received ICMP "Packet Too Big" message claims a Next-Hop MTU that is smaller than some specified value.

In the event a higher level of protection is desired at the expense of a higher delay in the discovery of the Path-MTU, an implementation could consider TCP to always be in the Path-MTU Update stage, thus always delaying the update of the assumed Path-MTU.

[Section 7.3](#) shows the proposed counter-measure in action.

[Section 7.4](#) shows the proposed counter-measure in pseudo-code.

This behavior has been implemented in NetBSD [[NetBSD](#)] and OpenBSD [[OpenBSD](#)] since 2005.

It is important to note that the mechanism proposed in this section is an improvement to the current Path-MTU discovery mechanism, to mitigate its security implications. The current PMTUD mechanism, as specified by [RFC1191] and [RFC1981], still suffers from some functionality problems [RFC2923] that this document does not aim to address. A mechanism that addresses those issues is described in [[RFC4821](#)].

Gont
21]

Expires June 11, 2010

[Page

7.3. The counter-measure for the PMTUD attack in action

This SECTION shows the proposed counter-measure for the ICMP attack against the PMTUD mechanism in action. It shows both how the fix protects TCP from being attacked and how the counter-measure works in normal scenarios. As discussed in [Section 7.2](#), this section assumes the PMTUD-specific counter-measure is implemented in addition to the TCP sequence number checking described in [Section 4.1](#).

Figure 1 illustrates an hypothetical scenario in which two hosts are connected by means of three intermediate routers. It also shows the MTU of each hypothetical hop. All the following subsections assume the network setup of this figure.

Also, for simplicity sake, all subsections assume an IP header of 20 octets and a TCP header of 20 octets. Thus, for example, when the PMTU is assumed to be 1500 octets, TCP will send segments that contain, at most, 1460 octets of data.

For simplicity sake, all the following subsections assume the TCP implementation at Host 1 has chosen a a MAXSEGRT0 of 1.

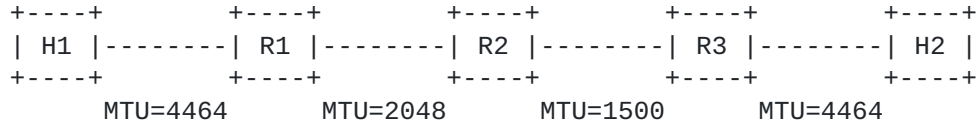


Figure 1: Hypothetical scenario

7.3.1. Normal operation for bulk transfers

This subsection shows the proposed counter-measure in normal operation, when a TCP connection is used for bulk transfers. That is, it shows how the proposed counter-measure works when there is no attack taking place, and a TCP connection is used for transferring large amounts of data. This section assumes that just after the connection is established, one of the TCP endpoints begins to transfer data in packets that are as large as possible.

	Host 1		Host 2
1.	-->	<SEQ=100><CTL=SYN>	-->
2.	<--	<SEQ=X><ACK=101><CTL=SYN,ACK>	<--
3.	-->	<SEQ=101><ACK=X+1><CTL=ACK>	-->
4.	-->	<SEQ=101><ACK=X+1><CTL=ACK><DATA=4424>	-->
5.	<---	ICMP "Packet Too Big" MTU=2048, TCPseq#=101	<---
6.	-->	<SEQ=101><ACK=X+1><CTL=ACK><DATA=2008>	-->
7.	<---	ICMP "Packet Too Big" MTU=1500, TCPseq#=101	<---
8.	-->	<SEQ=101><ACK=X+1><CTL=ACK><DATA=1460>	-->
9.	<--	<SEQ=X+1><ACK=1561><CTL=ACK>	<--

Figure 2: Normal operation for bulk transfers

nsegerto is initialized to zero. Both maxsizeacked and maxsizesent are initialized to the minimum MTU for the internet protocol being used (68 for IPv4, and 1280 for IPv6).

In lines 1 to 3 the three-way handshake takes place, and the connection is established. In line 4, H1 tries to send a full-sized TCP segment. As described by [[RFC1191](#)] and [[RFC1981](#)], in this case TCP will try to send a segment with 4424 bytes of data, which will result in an IP packet of 4464 octets. Therefore, maxsizesent is set to 4464. When the packet reaches R1, it elicits an ICMP "Packet Too Big" error message.

In line 5, H1 receives the ICMP error message, which reports a Next-Hop MTU of 2048 octets. After performing the TCP sequence number check described in [Section 4.1](#), the Next-Hop MTU reported by the ICMP error message (claimedmtu) is compared with maxsizesent. As it is smaller than maxsizesent, it passes the check, and thus is then compared with maxsizeacked. As claimedmtu is larger than maxsizeacked, TCP assumes that the corresponding TCP segment was performing the Initial PMTU Discovery. Therefore, the TCP at H1 honors the ICMP message by updating the assumed Path-MTU.

maxsizesent is reset to the minimum MTU of the internet protocol in use (68 for IPv4, and 1280 for IPv6).

In line 6, the TCP at H1 sends a segment with 2008 bytes of data, which results in an IP packet of 2048 octets. maxsizesent is thus set to 2008 bytes. When the packet reaches R2, it elicits an ICMP "Packet Too Big" error message.

In line 7, H1 receives the ICMP error message, which reports a Next-Hop MTU of 1500 octets. After performing the TCP sequence number check, the Next-Hop MTU reported by the ICMP error message (claimedmtu) is compared with maxsizesent. As it is smaller than

Gont
23]

Expires June 11, 2010

[Page

maxsizesent, it passes the check, and thus is then compared with maxsizeacked. As claimedmtu is larger than maxsizeacked, TCP assumes that the corresponding TCP segment was performing the Initial PMTU Discovery. Therefore, the TCP at H1 honors the ICMP message by updating the assumed Path-MTU. maxsizesent is reset to the minimum MTU of the internet protocol in use.

In line 8, the TCP at H1 sends a segment with 1460 bytes of data, which results in an IP packet of 1500 octets. maxsizesent is thus set to 1500. This packet reaches H2, where it elicits an acknowledgement (ACK) segment.

In line 9, H1 finally gets the acknowledgement for the data segment. As the corresponding packet was larger than maxsizeacked, TCP updates maxsizeacked, setting it to 1500. At this point TCP has discovered the Path-MTU for this TCP connection.

7.3.2. Operation during Path-MTU changes

Let us suppose a TCP connection between H1 and H2 has already been established, and that the PMTU for the connection has already been discovered to be 1500. At this point, both maxsizesent and maxsizeacked are equal to 1500, and nsegrto is equal to 0. Suppose some time later the PMTU decreases to 1492. For simplicity, let us suppose that the Path-MTU has decreased because the MTU of the link between R2 and R3 has decreased from 1500 to 1492. Figure 3 illustrates how the proposed counter-measure would work in this scenario.

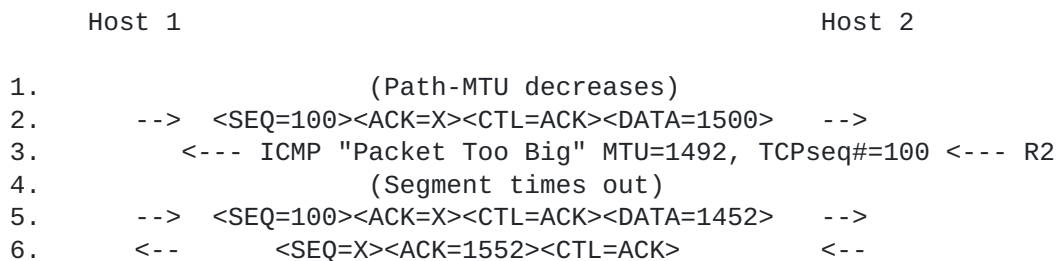


Figure 3: Operation during Path-MTU changes

In line 1, the Path-MTU for this connection decreases from 1500 to 1492. In line 2, the TCP at H1, without being aware of the Path-MTU change, sends a 1500-byte packet to H2. When the packet reaches R2, it elicits an ICMP "Packet Too Big" error message.

In line 3, H1 receives the ICMP error message, which reports a Next-

Gont
24]

Expires June 11, 2010

[Page

Hop MTU of 1492 octets. After performing the TCP sequence number check, the Next-Hop MTU reported by the ICMP error message (claimedmtu) is compared with maxsizesent. As claimedmtu is smaller than maxsizesent, it is then compared with maxsizeacked. As claimedmtu is smaller than maxsizeacked (full-sized packets were getting to the remote end-point), this packet is assumed to be performing Path-MTU Update. And a "pending error" condition is recorded.

In line 4, the segment times out. Thus, nsegrto is incremented by 1.

As nsegrto is greater than or equal to MAXSEGRTO, the assumed Path-MTU is updated. nsegrto is reset to 0, and maxsizeacked is set to claimedmtu, and maxsizesent is set to the minimum MTU of the internet protocol in use.

In line 5, H1 retransmits the data using the updated PMTU, and thus maxsizesent is set to 1492. The resulting packet reaches H2, where it elicits an acknowledgement (ACK) segment.

In line 6, H1 finally gets the acknowledgement for the data segment. At this point TCP has discovered the new Path-MTU for this TCP connection.

7.3.3. Idle connection being attacked

Let us suppose a TCP connection between H1 and H2 has already been established, and the PMTU for the connection has already been discovered to be 1500. Figure 4 shows a sample time-line diagram that illustrates an idle connection being attacked.

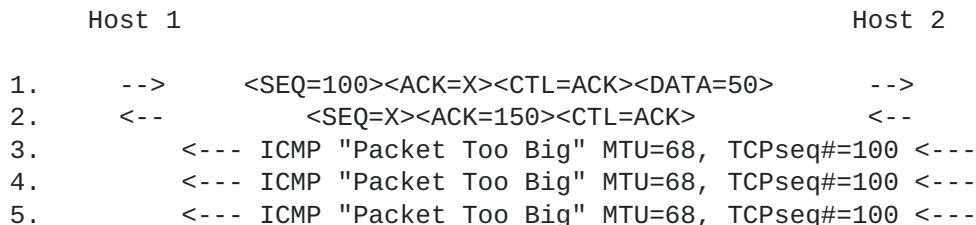


Figure 4: Idle connection being attacked

In line 1, H1 sends its last bunch of data. At line 2, H2 acknowledges the receipt of these data. Then the connection becomes idle. In lines 3, 4, and 5, an attacker sends forged ICMP "Packet Too Big" error messages to H1. Regardless of how many packets it sends and the TCP sequence number each ICMP packet includes, none of these ICMP error messages will pass the TCP sequence number check

Gont
25]

Expires June 11, 2010

[Page

described in [Section 4.1](#), as H1 has no unacknowledged data in flight to H2. Therefore, the attack does not succeed.

7.3.4. Active connection being attacked after discovery of the Path-MTU

Let us suppose an attacker attacks a TCP connection for which the PMTU has already been discovered. In this case, as illustrated in Figure 1, the PMTU would be found to be 1500 bytes. Figure 5 shows

a possible packet exchange.

Host 1	Host 2
1. --> <SEQ=100><ACK=X><CTL=ACK><DATA=1460>	-->
2. --> <SEQ=1560><ACK=X><CTL=ACK><DATA=1460>	-->
3. --> <SEQ=3020><ACK=X><CTL=ACK><DATA=1460>	-->
4. --> <SEQ=4480><ACK=X><CTL=ACK><DATA=1460>	-->
5. <--- ICMP "Packet Too Big" MTU=68, TCPseq#=100 <---	
6. <-- <SEQ=X><CTL=ACK><ACK=1560>	<--

Figure 5: Active connection being attacked after discovery of PMTU

As we assume the PMTU has already been discovered, we also assume both maxsize_{sent} and maxsize_{acked} are equal to 1500. We assume nsegrto is equal to zero, as there have been no segment timeouts.

In lines 1, 2, 3, and 4, H1 sends four data segments to H2. In line 5, an attacker sends a forged ICMP packet to H1. We assume the attacker is lucky enough to guess both the four-tuple that identifies

the connection and a valid TCP sequence number. As the Next-Hop MTU claimed in the ICMP "Packet Too Big" message (claimedmtu) is smaller than maxsize_{acked}, this packet is assumed to be performing Path-MTU Update. Thus, the error message is recorded.

In line 6, H1 receives an acknowledgement for the segment sent in line 1, before it times out. At this point, the "pending error" condition is cleared, and the recorded ICMP "Packet Too Big" error message is ignored. Therefore, the attack does not succeed.

7.3.5. TCP peer attacked when sending small packets just after the three-way handshake

This section analyzes an scenario in which a TCP peer that is sending small segments just after the connection has been established, is attacked. The connection could be being used by protocols such as SMTP [[RFC2821](#)] and HTTP [[RFC2616](#)], for example, which usually behave like this.

Gont
26]

Expires June 11, 2010

[Page

Figure 6 shows a possible packet exchange for such scenario.

Host 1	Host 2
1. --> <SEQ=100><CTL=SYN>	-->
2. <-- <SEQ=X><ACK=101><CTL=SYN,ACK>	<--
3. --> <SEQ=101><ACK=X+1><CTL=ACK>	-->
4. --> <SEQ=101><ACK=X+1><CTL=ACK><DATA=100>	-->
5. <-- <SEQ=X+1><ACK=201><CTL=ACK>	<--
6. --> <SEQ=201><ACK=X+1><CTL=ACK><DATA=100>	-->
7. --> <SEQ=301><ACK=X+1><CTL=ACK><DATA=100>	-->
8. <--- ICMP "Packet Too Big" MTU=150, TCPseq#=101 <---	

Figure 6: TCP peer attacked when sending small packets just after the three-way handshake

nsegerto is initialized to zero. Both maxsizeent and maxsizeacked are initialized to the minimum MTU for the internet protocol being used (68 for IPv4, and 1280 for IPv6).

In lines 1 to 3 the three-way handshake takes place, and the connection is established. At this point, the assumed Path-MTU for this connection is 4464. In line 4, H1 sends a small segment (which results in a 140-byte packet) to H2. maxsizeent is thus set to 140. In line 5 this segment is acknowledged, and thus maxsizeacked is set to 140.

In lines 6 and 7, H1 sends two small segments to H2. In line 8, while the segments from lines 6 and 7 are still in flight to H2, an attacker sends a forged ICMP "Packet Too Big" error message to H1. Assuming the attacker is lucky enough to guess a valid TCP sequence number, this ICMP message will pass the TCP sequence number check. The Next-Hop MTU reported by the ICMP error message (claimedmtu) is then compared with maxsizeent. As claimedmtu is larger than maxsizeent, the ICMP error message is silently discarded. Therefore, the attack does not succeed.

7.4. Pseudo-code for the counter-measure for the blind performance-degrading attack

This section contains a pseudo-code version of the counter-measure described in [Section 7.2](#) for the blind performance-degrading attack described in [Section 7](#). It is meant as guidance for developers on how to implement this counter-measure.

The pseudo-code makes use of the following variables, constants, and

functions:

ack

Variable holding the acknowledgement number contained in the TCP segment that has just been received.

acked_packet_size

Variable holding the packet size (data, plus headers) the ACK that has just been received is acknowledging.

adjust_mtu()

Function that adjusts the MTU for this connection, according to the ICMP "Packet Too Big" that was last received.

claimedmtu

Variable holding the Next-Hop MTU advertised by the ICMP "Packet Too Big" error message.

claimedtcpseq

Variable holding the TCP sequence number contained in the payload of the ICMP "Packet Too Big" message that has just been received or was last recorded.

current_mtu

Variable holding the assumed Path-MTU for this connection.

drop_message()

Function that performs the necessary actions to drop the ICMP message being processed.

initial_mtu

Variable holding the MTU for new connections, as explained in [\[RFC1191\]](#) and [\[RFC1981\]](#).

maxsizeacked

Variable holding the largest packet size (data, plus headers) that has so far been acked for this connection, as explained in [Section 7.2](#).

maxsizesent

Variable holding the largest packet size (data, plus headers) that has so far been sent for this connection, as explained in [Section 7.2](#).

nsegrto

Variable holding the number of times this segment has timed out, as explained in [Section 7.2](#).

Gont
28]

Expires June 11, 2010

[Page

packet_size

Variable holding the size of the IP datagram being sent.

pending_message

Variable (flag) that indicates whether there is a pending ICMP "Packet Too Big" message to be processed.

save_message()

Function that records the ICMP "Packet Too Big" message that has just been received.

MINIMUM_MTU

Constant holding the minimum MTU for the internet protocol in use (68 for IPv4, and 1280 for IPv6).

MAXSEGRTO

Constant holding the number of times a given segment must timeout before an ICMP "Packet Too Big" error message can be honored.

EVENT: New TCP connection

```
current_mtu = initial_mtu;
maxsizesent = MINIMUM_MTU;
maxsizeacked = MINIMUM_MTU;
nsegrto = 0;
pending_message = 0;
```

EVENT: Segment is sent

```
if (packet_size > maxsizesent)
    maxsizesent = packet_size;
```

EVENT: Segment is received

```
if (acked_packet_size > maxsizeacked)
    maxsizeacked = acked_packet_size;

if (pending_message)
    if (ack > claimedtcpseq){
        pending_message = 0;
        nsegrto = 0;
    }
```

EVENT: ICMP "Packet Too Big" message is received


```
    if (claimedtcpseq < SND.UNA || claimed_TCP_SEQ >= SND.NXT){
        drop_message();
    }

    else {
current_mtu)    if (claimedmtu >= maxsizesent || claimedmtu >=
                drop_message();

                else {
                    if (claimedmtu > maxsizeacked){
                        adjust_mtu();
                        current_mtu = claimedmtu;
                        maxsizesent = MINIMUM_MTU;
                    }

                    else {
                        pending_message = 1;
                        save_message();
                    }
                }
    }
}
```

EVENT: Segment times out

```
nsegrto++;

if (pending_message && nsegrto >= MAXSEGRTO){
    adjust_mtu();
    nsegrto = 0;
    pending_message = 0;
    maxsizeacked = claimedmtu;
    maxsizesent = MINIMUM_MTU;
    current_mtu = claimedmtu;
}
```

Notes:

All comparisons between sequence numbers must be performed using sequence number arithmetic.

The pseudo-code implements the mechanism described in [Section 7.2](#), the TCP sequence number checking described in [Section 4.1](#), and the validation check on the advertised Next-Hop MTU described in [\[RFC1191\]](#) and [\[RFC1981\]](#).

Gont
30]

Expires June 11, 2010

[Page

8. Security Considerations

This document describes the use of ICMP error messages to perform a number of attacks against the TCP protocol, and describes a number of widely-implemented counter-measures that either eliminate or reduce the impact of these attacks when they are performed by off-path attackers.

[Section 4.1](#) describes a validation check that could be enforced on ICMP error messages, such that TCP reacts only to those ICMP error messages that appear to relate to segments currently "in-flight" to the destination system. This requires more effort on the side of an off-path attacker at the expense of possible reduced responsiveness to network errors.

[Section 4.2](#) describes how obfuscation of TCP ephemeral ports require more effort on the side of the attacker to successfully exploit any of the attacks described in this document.

[Section 4.3](#) describes how ICMP error messages could possibly be filtered based on their payload, to prevent users of the local network from successfully performing attacks against third-party connections. This is analogous to ingress filtering and egress filtering of IP packets [[IP-filtering](#)].

[Section 5.2](#) describes an attack-specific counter-measure for the blind connection-reset attack. It describes the processing of ICMP "hard errors" as "soft errors" when they are received for connections in any of the synchronized states. This countermeasure eliminates the aforementioned vulnerability in synchronized connections at the expense of a possible reduced responsiveness in some network scenarios.

[Section 6.2](#) describes an attack-specific counter-measure for the blind throughput-reduction attack. It suggests that the aforementioned vulnerability can be eliminated by ignoring ICMP Source Quench messages meant for TCP connections. This is in accordance with research results that indicate that ICMP Source Quench messages are ineffective and unfair antidote for congestion.

Finally, [Section 7.2](#) describes an attack-specific countermeasure for the blind performance-degrading attack. It consists of the validation check described in [Section 4.1](#), with a modification that makes TCP react to ICMP "Packet Too Big" error messages such that they are processed when an outstanding TCP segment times out. This countermeasures parallels the Packetization Layer Path MTU Discovery (PLPMTUD) mechanism [[RFC4821](#)].

Gont
31]

Expires June 11, 2010

[Page

9. IANA Considerations

This document has no actions for IANA.. The RFC-Editor can remove this section before publication of this document as an RFC.

10. Acknowledgements

This document was inspired by Mika Liljeberg, while discussing some issues related to [[RFC5461](#)] by private e-mail. The author would like

to thank (in alphabetical order): Bora Akyol, Mark Allman, Ran Atkinson, James Carlson, Alan Cox, Theo de Raadt, Wesley Eddy, Ted Faber, Juan Frascini, Markus Friedl, Guillermo Gont, John Heffner, Alfred Hoenes, Vivek Kakkar, Michael Kerrisk, Mika Liljeberg, Matt Mathis, David Miller, Toby Moncaster, Miles Nordin, Eloy Paris, Kacheong Poon, Andrew Powell, Pekka Savola, Donald Smith, Pyda Srisuresh, Fred Templin, and Joe Touch for contributing many valuable comments.

Juan Frascini and the author of this document implemented freely-available audit tools to help vendors audit their systems by reproducing the attacks discussed in this document. This tools are available at <http://www.gont.com.ar/tools/index.html> .

Markus Friedl, Chad Loder, and the author of this document, produced and tested in OpenBSD [[OpenBSD](#)] the first implementation of the counter-measure described in [Section 7.2](#). This first implementation helped to test the effectiveness of the ideas introduced in this document, and has served as a reference implementation for other operating systems.

The author would like to thank the UK's Centre for the Protection of National Infrastructure (CPNI) -- formerly National Infrastructure Security Co-ordination Centre (NISCC) -- for coordinating the disclosure of these issues with a large number of vendors and CSIRTs (Computer Security Incident Response Teams).

The author wishes to express deep and heartfelt gratitude to Jorge Oscar Gont and Nelida Garcia, for their precious motivation and guidance.

11. References

11.1. Normative References

[RFC0791] Postel, J., "Internet Protocol", STD 5, [RFC 791](#), September 1981.

Gont
32]

Expires June 11, 2010

[Page

- [RFC0792] Postel, J., "Internet Control Message Protocol", STD 5, [RFC 792](#), September 1981.
- [RFC0793] Postel, J., "Transmission Control Protocol", STD 7, [RFC 793](#), September 1981.
- [RFC1122] Braden, R., "Requirements for Internet Hosts - Communication Layers", STD 3, [RFC 1122](#), October 1989.
- [RFC1191] Mogul, J. and S. Deering, "Path MTU discovery", [RFC 1191](#), November 1990.
- [RFC1812] Baker, F., "Requirements for IP Version 4 Routers", [RFC 1812](#), June 1995.
- [RFC1981] McCann, J., Deering, S., and J. Mogul, "Path MTU Discovery for IP version 6", [RFC 1981](#), August 1996.
- [RFC2119] Bradner, S., "Key words for use in RFCs to Indicate Requirement Levels", [BCP 14](#), [RFC 2119](#), March 1997.
- [RFC2460] Deering, S. and R. Hinden, "Internet Protocol, Version 6 (IPv6) Specification", [RFC 2460](#), December 1998.
- [RFC4301] Kent, S. and K. Seo, "Security Architecture for the Internet Protocol", [RFC 4301](#), December 2005.
- [RFC4443] Conta, A., Deering, S., and M. Gupta, "Internet Control Message Protocol (ICMPv6) for the Internet Protocol Version 6 (IPv6) Specification", [RFC 4443](#), March 2006.

11.2. Informative References

- [DClark] Clark, D., "The Design Philosophy of the DARPA Internet Protocols", Computer Communication Review Vol. 18, No. 4, 1988.
- [FreeBSD] The FreeBSD Project, "<http://www.freebsd.org>".
- [I-D.ietf-tcpm-tcp-auth-opt] Touch, J., Mankin, A., and R. Bonica, "The TCP Authentication Option", [draft-ietf-tcpm-tcp-auth-opt-08](#) (work in progress), October 2009.
- [I-D.ietf-tcpm-tcpsecure] Ramaiah, A., Stewart, R., and M. Dalal, "Improving TCP's Robustness to Blind In-Window Attacks", [draft-ietf-tcpm-tcpsecure-12](#) (work in progress),

September 2009.

[I-D.ietf-tsvwg-port-randomization]
Larsen, M. and F. Gont, "Port Randomization",
[draft-ietf-tsvwg-port-randomization-05](#) (work in
progress),
November 2009.

[ICMP-Filtering]
Gont, F., "Filtering of ICMP error messages", [http://
www.gont.com.ar/papers/
filtering-of-icmp-error-messages.pdf](http://www.gont.com.ar/papers/filtering-of-icmp-error-messages.pdf).

[IP-filtering]
NISCC, "NISCC Technical Note 01/2006: Egress and Ingress
Filtering", [http://www.niscc.gov.uk/niscc/docs/
re-20060420-00294.pdf?lang=en](http://www.niscc.gov.uk/niscc/docs/re-20060420-00294.pdf?lang=en), 2006.

[Linux] The Linux Project, "<http://www.kernel.org>".

[McKusick]
McKusick, M., Bostic, K., Karels, M., and J. Quarterman,
"The Design and Implementation of the 4.4BSD Operating
System", Addison-Wesley , 1996.

[NISCC] NISCC, "NISCC Vulnerability Advisory 532967/NISCC/ICMP:
Vulnerability Issues in ICMP packets with TCP payloads",
[http://www.niscc.gov.uk/niscc/docs/
al-20050412-00308.html?lang=en](http://www.niscc.gov.uk/niscc/docs/al-20050412-00308.html?lang=en), 2005.

[NetBSD] The NetBSD Project, "<http://www.netbsd.org>".

[OpenBSD] The OpenBSD Project, "<http://www.openbsd.org>".

[OpenBSD-PF]
The OpenBSD Packet Filter,
"<http://www.openbsd.org/faq/pf/>".

[RFC0816] Clark, D., "Fault isolation and recovery", [RFC 816](#),
July 1982.

[RFC1321] Rivest, R., "The MD5 Message-Digest Algorithm", [RFC 1321](#),
April 1992.

[RFC1323] Jacobson, V., Braden, B., and D. Borman, "TCP Extensions
for High Performance", [RFC 1323](#), May 1992.

[RFC2385] Heffernan, A., "Protection of BGP Sessions via the TCP
MD5
Signature Option", [RFC 2385](#), August 1998.

Gont
34]

Expires June 11, 2010

[Page

- [RFC2581] Allman, M., Paxson, V., and W. Stevens, "TCP Congestion Control", [RFC 2581](#), April 1999.
- [RFC2616] Fielding, R., Gettys, J., Mogul, J., Frystyk, H., Masinter, L., Leach, P., and T. Berners-Lee, "Hypertext Transfer Protocol -- HTTP/1.1", [RFC 2616](#), June 1999.
- [RFC2821] Klensin, J., "Simple Mail Transfer Protocol", [RFC 2821](#), April 2001.
- [RFC2923] Lahey, K., "TCP Problems with Path MTU Discovery", [RFC 2923](#), September 2000.
- [RFC3168] Ramakrishnan, K., Floyd, S., and D. Black, "The Addition of Explicit Congestion Notification (ECN) to IP", [RFC 3168](#), September 2001.
- [RFC3390] Allman, M., Floyd, S., and C. Partridge, "Increasing TCP's Initial Window", [RFC 3390](#), October 2002.
- [RFC4271] Rekhter, Y., Li, T., and S. Hares, "A Border Gateway Protocol 4 (BGP-4)", [RFC 4271](#), January 2006.
- [RFC4821] Mathis, M. and J. Heffner, "Packetization Layer Path MTU Discovery", [RFC 4821](#), March 2007.
- [RFC4907] Aboba, B., "Architectural Implications of Link Indications", [RFC 4907](#), June 2007.
- [RFC4953] Touch, J., "Defending TCP Against Spoofing Attacks", [RFC 4953](#), July 2007.
- [RFC5461] Gont, F., "TCP's Reaction to Soft Errors", [RFC 5461](#), February 2009.
- [US-CERT] US-CERT, "US-CERT Vulnerability Note VU#222750: TCP/IP Implementations do not adequately validate ICMP error messages", <http://www.kb.cert.org/vuls/id/222750>, 2005.
- [Watson] Watson, P., "Slipping in the Window: TCP Reset Attacks", 2004 CanSecWest Conference , 2004.
- [Wright] Wright, G. and W. Stevens, "TCP/IP Illustrated, Volume 2: The Implementation", Addison-Wesley , 1994.

Appendix A. Changes from previous versions of the draft (to be removed by the RFC Editor before publishing this document as an RFC)

A.1. Changes from [draft-ietf-tcpm-icmp-attacks-06](#)

- o Addresses WGLC feedback by Joe Touch and Donald Smith.

A.2. Changes from [draft-ietf-tcpm-icmp-attacks-05](#)

- o Addresses feedback submitted by Wes Eddy (<http://www.ietf.org/mail-archive/web/tcpm/current/msg04573.html> and <http://www.ietf.org/mail-archive/web/tcpm/current/msg04574.html>) and Joe Touch (on June 8th... couldn't find online ref, sorry) on the TCPM WG mailing-list.

A.3. Changes from [draft-ietf-tcpm-icmp-attacks-04](#)

- o The draft had expired and thus is resubmitted with no further changes. Currently working on a rev of the document (Please send feedback!).

A.4. Changes from [draft-ietf-tcpm-icmp-attacks-03](#)

- o The draft had expired and thus is resubmitted with no further changes.

A.5. Changes from [draft-ietf-tcpm-icmp-attacks-02](#)

- o Added a disclaimer to indicate that this document does not update the current specifications.
- o Addresses feedback sent off-list by Alfred Hoenes.
- o The text (particularity that which describes the counter-measures) was reworded to document what current implementations are doing, rather than "proposing" the implementation of the counter-measures.
- o Some text has been removed: we're just documenting the problem, and what existing implementations have done.
- o Miscellaneous editorial changes.

A.6. Changes from [draft-ietf-tcpm-icmp-attacks-01](#)

- o Fixed references to the antispoof documents (were hardcoded and missing in the References Section).
- o The draft had expired and thus is resubmitted with only a minor editorial change.

A.7. Changes from [draft-ietf-tcpm-icmp-attacks-00](#)

- o Added references to the specific sections of each of the referenced specifications
- o Corrected the threat analysis
- o Added clarification about whether the counter-measures violate the current specifications or not.
- o Changed text so that the document fits better in the Informational path
- o Added a specific section on IPsec ([Section 2.3](#))
- o Added clarification and references on the use of ICMP filtering based on the ICMP payload
- o Updated references to obsoleted RFCs
- o Added a discussion of multipath scenarios, and possible lose in responsiveness resulting from the reaction to hard errors as soft errors
- o Miscellaneous editorial changes

A.8. Changes from [draft-gont-tcpm-icmp-attacks-05](#)

- o Removed [RFC 2119](#) wording to make the draft suitable for publication as an Informational RFC.
- o Added additional checks that should be performed on ICMP error messages (checksum of the IP header in the ICMP payload, and others).
- o Added clarification of the rationale behind each the TCP SEQ check
- o Miscellaneous editorial changes

Gont
37]

Expires June 11, 2010

[Page

A.9. Changes from [draft-gont-tcpm-icmp-attacks-04](#)

- o Added section on additional considerations for validating ICMP error messages
- o Added reference to (draft) [[RFC4907](#)]
- o Added stress on the fact that ICMP error messages are unreliable
- o Miscellaneous editorial changes

A.10. Changes from [draft-gont-tcpm-icmp-attacks-03](#)

- o Added references to existing implementations of the proposed counter-measures
- o The discussion in [Section 4](#) was improved
- o The discussion of the blind connection-reset vulnerability was expanded and improved
- o The proposed counter-measure for the attack against the PMTUD was improved and simplified
- o [Section 7.4](#) was added
- o Miscellaneous editorial changes

A.11. Changes from [draft-gont-tcpm-icmp-attacks-02](#)

- o Fixed errors in in the discussion of the blind connection-reset attack
- o The proposed counter-measure for the attack against the PMTUD mechanism was refined to allow quick discovery of the Path-MTU
- o [Section 7.3](#) was added so as to clarify the operation of the counter-measure for the attack against the PMTUD mechanism
- o Added CPNI contact information.
- o Miscellaneous editorial changes

A.12. Changes from [draft-gont-tcpm-icmp-attacks-01](#)

- o The document was restructured for easier reading

- o A discussion of ICMPv6 was added in several sections of the document
- o Added Section on Acknowledgement number checking
- o Added [Section 4.3](#)
- o Added [Section 7](#)
- o Fixed typo in the ICMP types, in several places
- o Fixed typo in the TCP sequence number check formula
- o Miscellaneous editorial changes

[A.13. Changes from draft-gont-tcpm-icmp-attacks-00](#)

- o Added a proposal to change the handling of the so-called ICMP hard errors during the synchronized states
- o Added a summary of the relevant RFCs in several sections
- o Miscellaneous editorial changes

Author's Address

Fernando Gont
Universidad Tecnologica Nacional / Facultad Regional Haedo
Evaristo Carriego 2644
Haedo, Provincia de Buenos Aires 1706
Argentina

Phone: +54 11 4650 8472
Email: fernando@gont.com.ar
URI: <http://www.gont.com.ar>

