

TEAS Working Group
Internet Draft
Intended Status: Standard Track
Expires: January 1, 2020

Y. Lee (Editor)
Futurewei

Dhruv Dhody
Satish Karunanithi
Huawei

Ricard Vilalta
CTTC

Daniel King
Lancaster University

Daniele Ceccarelli
Ericsson

July 1, 2019

**YANG models for VN & TE Performance Monitoring Telemetry and Scaling
Intent Autonomics**

[draft-ietf-teas-actn-pm-telemetry-autonomics-00](#)

Status of this Memo

This Internet-Draft is submitted to IETF in full conformance with the provisions of [BCP 78](#) and [BCP 79](#).

Internet-Drafts are working documents of the Internet Engineering Task Force (IETF), its areas, and its working groups. Note that other groups may also distribute working documents as Internet-Drafts.

Internet-Drafts are draft documents valid for a maximum of six months and may be updated, replaced, or obsoleted by other documents at any time. It is inappropriate to use Internet-Drafts as reference material or to cite them other than as "work in progress."

The list of current Internet-Drafts can be accessed at <http://www.ietf.org/ietf/1id-abstracts.txt>

The list of Internet-Draft Shadow Directories can be accessed at <http://www.ietf.org/shadow.html>.

This Internet-Draft will expire on January 1, 2020.

Copyright (c) 2019 IETF Trust and the persons identified as the document authors. All rights reserved.

This document is subject to [BCP 78](#) and the IETF Trust's Legal Provisions Relating to IETF Documents (<http://trustee.ietf.org/license-info>) in effect on the date of publication of this document. Please review these documents carefully, as they describe your rights and restrictions with respect to this document. Code Components extracted from this document must include Simplified BSD License text as described in Section 4.e of the [Trust Legal Provisions](#) and are provided without warranty as described in the Simplified BSD License.

Abstract

This document provides YANG data models that describe performance monitoring telemetry and scaling intent mechanism for TE-tunnels and Virtual Networks (VN).

The models presented in this draft allow customers to subscribe to and monitor their key performance data of their interest on the level of TE-tunnel or VN. The models also provide customers with the ability to program autonomic scaling intent mechanism on the level of TE-tunnel as well as VN.

Table of Contents

1.	Introduction.....	3
1.1.	Terminology.....	4
1.2.	Tree diagram.....	5
1.3.	Prefixes in Data Node Names.....	5
2.	Use-Cases.....	5
3.	Design of the Data Models.....	7
3.1.	TE KPI Telemetry Model.....	7
3.2.	VN KPI Telemetry Model.....	8
4.	Autonomic Scaling Intent Mechanism.....	9
5.	Notification.....	11
5.1.	YANG Push Subscription Examples.....	11
6.	YANG Data Tree.....	13
7.	Yang Data Model.....	15
7.1.	ietf-te-kpi-telemetry model.....	15
7.2.	ietf-vn-kpi-telemetry model.....	21

8.	Security Considerations.....	25
9.	IANA Considerations.....	26
10.	Acknowledgements.....	27
11.	References.....	27
11.1.	Normative References.....	27
11.2.	Informative References.....	28
12.	Contributors.....	29
	Authors' Addresses.....	29

[1.](#) Introduction

The YANG model discussed in [\[VN\]](#) is used to operate customer-driven Virtual Networks (VNs) during the VN instantiation, VN computation, and its life-cycle service management and operations. YANG model discussed in [\[TE-Tunnel\]](#) is used to operate TE-tunnels during the tunnel instantiation, and its life-cycle management and operations.

The models presented in this draft allow the applications hosted by the customers to subscribe to and monitor their key performance data of their interest on the level of VN [\[VN\]](#) or TE-tunnel [\[TE-Tunnel\]](#). The key characteristic of the models presented in this document is a top-down programmability that allows the applications hosted by the customers to subscribe to and monitor key performance data of their interest and autonomic scaling intent mechanism on the level of VN as well as TE-tunnel.

According to the classification of [\[RFC8309\]](#), the YANG data models presented in this document can be classified as customer service models, which is mapped to CMI (Customer Network Controller (CNC)-Multi-Domain Service Coordinator (MSDC) interface) of ACTN [\[RFC8453\]](#).

[\[RFC8233\]](#) describes key network performance data to be considered for end-to-end path computation in TE networks. Key performance indicator (KPI) is a term that describes critical performance data that may affect VN/TE-tunnel service. The services provided can be optimized to meet the requirements (such as traffic patterns, quality, and reliability) of the applications hosted by the customers.

This document provides YANG data models generically applicable to any VN/TE-Tunnel service clients to provide an ability to program their customized performance monitoring subscription and publication data models and automatic scaling in/out intent data models. These models can be utilized by a client network controller to initiate these capability to a transport network controller communicating

with the client controller via a NETCONF [[RFC8341](#)] or a RESTCONF [[RFC8040](#)] interface.

The term performance monitoring being used in this document is different from the term that has been used in transport networks for many years. Performance monitoring in this document refers to subscription and publication of streaming telemetry data. Subscription is initiated by the client (e.g., CNC) while publication is provided by the network (e.g., MDSC/PNC) based on the client's subscription. As the scope of performance monitoring in this document is telemetry data on the level of client's VN or TE-tunnel, the entity interfacing the client (e.g., MDSC) has to provide VN or TE-tunnel level information. This would require controller capability to derive VN or TE-tunnel level performance data based on lower-level data collected via PM counters in the Network Elements (NE). How the controller entity derives such customized level data (i.e., VN or TE-tunnel level) is out of the scope of this document.

The data model includes configuration and state data according to the new Network Management Datastore Architecture [[RFC8342](#)].

1.1. Terminology

Refer to [[RFC8453](#)], [[RFC7926](#)], and [[RFC8309](#)] for the key terms used in this document.

Key Performance Data: This refers to a set of data the customer is interested in monitoring for their instantiated VNs or TE-tunnels. Key performance data and key performance indicators are interchangeable in this draft.

Scaling: This refers to the network ability to re-shape its own resources. Scale out refers to improve network performance by increasing the allocated resources, while scale in refers to decrease the allocated resources, typically because the existing resources are unnecessary.

Scaling Intent: To declare scaling conditions, scaling intent is used. Specifically, scaling intent refers to the intent expressed by the client that allows the client to program/configure conditions of their key performance data either for scaling out or scaling in. Various conditions can be set for scaling intent on either VN or TE-tunnel level.

Network Autonomics: This refers to the network automation capability that allows client to initiate scaling intent mechanisms and provides the client with the status of the adjusted network resources based on the client's scaling intent in an automated fashion.

1.2. Tree diagram

A simplified graphical representation of the data model is used in [Section 5](#) of this this document. The meaning of the symbols in these diagrams is defined in [\[RFC8340\]](#).

1.3. Prefixes in Data Node Names

In this document, names of data nodes and other data model objects are prefixed using the standard prefix associated with the corresponding YANG imported modules, as shown in Table 1.

Prefix	YANG module	Reference
rt	ietf-routing-types	[RFC8294]
te	ietf-te	[TE-Tunne1]
te-types	ietf-te-types	[TE-Types]
te-tel	ietf-te-kpi-telemetry	[This I-D]
vn	ietf-vn	[VN]
vn-tel	ietf-vn-kpi-telemetry	[This I-D]

Table 1: Prefixes and corresponding YANG modules

2. Use-Cases

[PERF] describes use-cases relevant to this draft. It introduces the dynamic creation, modification and optimization of services based on the performance monitoring. Figure 1 shows a high-level workflows for dynamic service control based on traffic monitoring.

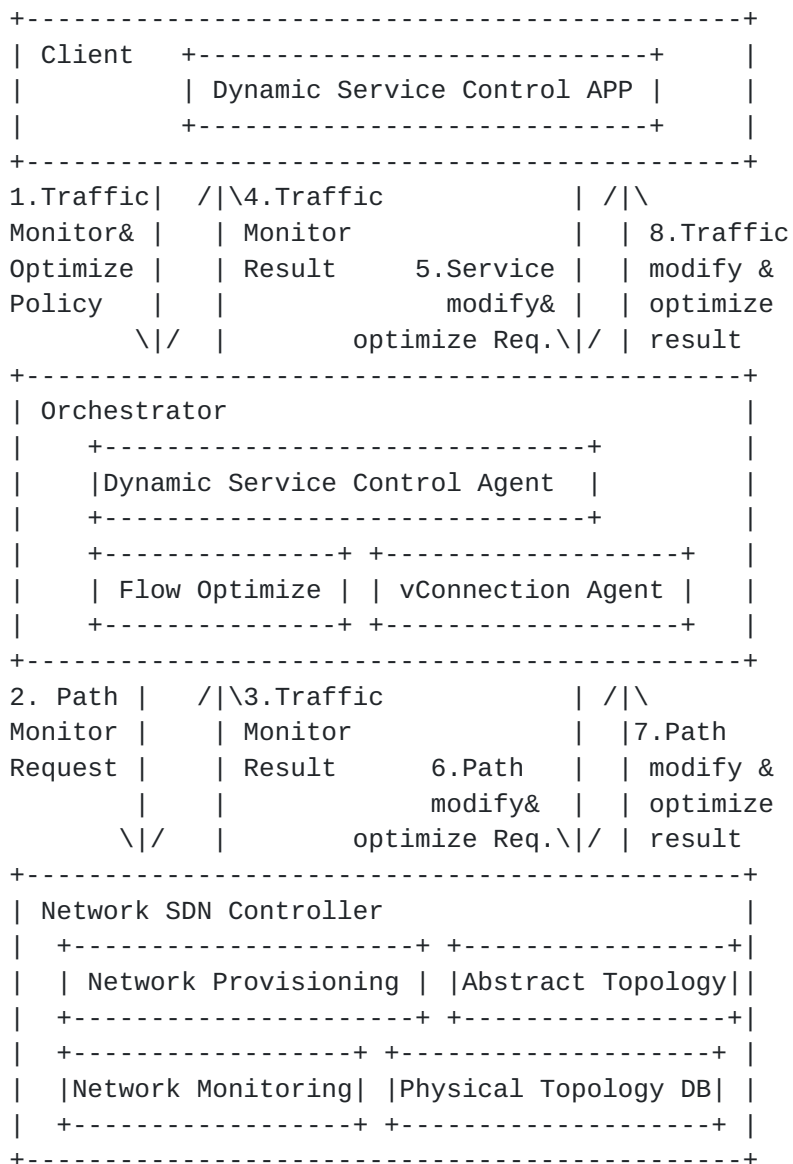


Figure 1 Workflows for dynamic service control based on traffic monitoring

Some of the key points from [[PERF](#)] are as follows:

- . Network traffic monitoring is important to facilitate automatic discovery of the imbalance of network traffic, and initiate the network optimization, thus helping the network operator or the virtual network service provider to use the network more efficiently and save the Capital Expense (CAPEX) and the Operating Expense (OPEX).

- . Customer services have various Service Level Agreement (SLA) requirements, such as service availability, latency, latency jitter, packet loss rate, Bit Error Rate (BER), etc. The transport network can satisfy service availability and BER requirements by providing different protection and restoration mechanisms. However, for other performance parameters, there are no such mechanisms. In order to provide high quality services according to customer SLA, one possible solution is to measure the SLA related performance parameters, and dynamically provision and optimize services based on the performance monitoring results.
- . Performance monitoring in a large scale network could generate a huge amount of performance information. Therefore, the appropriate way to deliver the information in the client and network interfaces should be carefully considered.

3. Design of the Data Models

The YANG models developed in this document describe two models:

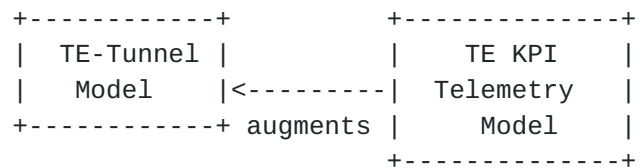
- (i) TE KPI Telemetry Model which provides the TE-Tunnel level of performance monitoring mechanism and scaling intent mechanism that allows scale in/out programming by the customer. (See [Section 3.1](#) & 7.1 for details).
- (ii) VN KPI Telemetry Model which provides the VN level of the aggregated performance monitoring mechanism and scaling intent mechanism that allows scale in/out programming by the customer (See [Section 3.2](#) & 7.2 for details).

[3.1. TE KPI Telemetry Model](#)

This module describes performance telemetry for TE-tunnel model. The telemetry data is augmented to tunnel state. This module also allows autonomic traffic engineering scaling intent configuration mechanism on the TE-tunnel level. Various conditions can be set for auto-scaling based on the telemetry data (See [Section 5](#) for details)

The TE KPI Telemetry Model augments the TE-Tunnel Model to enhance TE performance monitoring capability. This monitoring capability

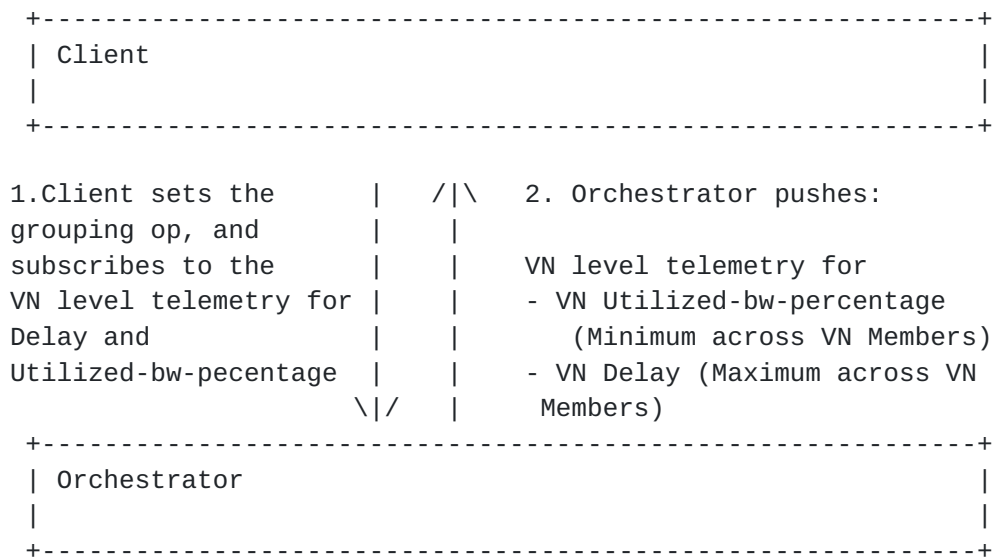
will facilitate proactive re-optimization and reconfiguration of TEs based on the performance monitoring data collected via the TE KPI Telemetry YANG model.



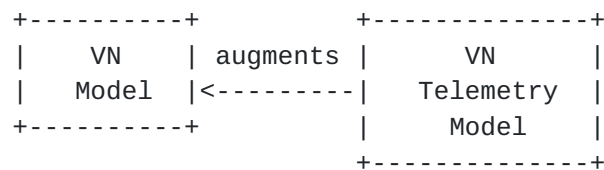
3.2. VN KPI Telemetry Model

This module describes performance telemetry for VN model. The telemetry data is augmented both at the VN Level as well as individual VN member level. This module also allows autonomic traffic engineering scaling intent configuration mechanism on the VN level. Scale in/out criteria might be used for network autonomics in order the controller to react to a certain set of variations in monitored parameters (See [Section 4](#) for illustrations).

Moreover, this module also provides mechanism to define aggregated telemetry parameters as a grouping of underlying VN level telemetry parameters. Grouping operation (such as maximum, mean) could be set at the time of configuration. For example, if maximum grouping operation is used for delay at the VN level, the VN telemetry data is reported as the maximum {delay_vn_member_1, delay_vn_member_2, .. delay_vn_member_N}. Thus, this telemetry abstraction mechanism allows the grouping of a certain common set of telemetry values under a grouping operation. This can be done at the VN-member level to suggest how the E2E telemetry be inferred from the per domain tunnel created and monitored by PNCs. One proposed example is the following:



The VN Telemetry Model augments the basic VN model to enhance VN monitoring capability. This monitoring capability will facilitate proactive re-optimization and reconfiguration of VNs based on the performance monitoring data collected via the VN Telemetry YANG model.



4. Autonomic Scaling Intent Mechanism

Scaling intent configuration mechanism allows the client to configure automatic scale-in and scale-out mechanisms on both the TE-tunnel and the VN level. Various conditions can be set for auto-scaling based on the PM telemetry data.

There are a number of parameters involved in the mechanism:

- . scale-out-intent or scale-in-intent: whether to scale-out or scale-in.
- . performance-type: performance metric type (e.g., one-way-delay, one-way-delay-min, one-way-delay-max, two-way-delay, two-way-delay-min, two-way-delay-max, utilized bandwidth, etc.)

- . threshold-value: the threshold value for a certain performance-type that triggers scale-in or scale-out.
- . scaling-operation-type: in case where scaling condition can be set with one or more performance types, then scaling-operation-type (AND, OR, MIN, MAX, etc.) is applied to these selected performance types and its threshold values.
- . Threshold-time: the duration for which the criteria must hold true.
- . Cooldown-time: the duration after a scaling action has been triggered, for which there will be no further operation.

The following tree is a part of ietf-te-kpi-telemetry tree whose model is presented in full detail in Sections [6](#) & [7](#).

```

module: ietf-te-kpi-telemetry
augment /te:te/te:tunnels/te:tunnel:
  +-rw te-scaling-intent
  | +-rw scale-in-intent
  | | +-rw threshold-time?          uint32
  | | +-rw cooldown-time?          uint32
  | | +-rw scale-in-operation-type? scaling-criteria-operation
  | | +-rw scaling-condition* [performance-type]
  | |   +-rw performance-type      identityref
  | |   +-rw threshold-value?      string
  | |   +-rw te-telemetry-tunnel-ref?
  | |     -> /te:te/tunnels/tunnel/name
  | +-rw scale-out-intent
  |   +-rw threshold-time?          uint32
  |   +-rw cooldown-time?          uint32
  |   +-rw scale-out-operation-type? scaling-criteria-operation
  |   +-rw scaling-condition* [performance-type]
  |     +-rw performance-type      identityref
  |     +-rw threshold-value?      string
  |     +-rw te-telemetry-tunnel-ref?
  |       -> /te:te/tunnels/tunnel/name

```

Let say the client wants to set the scaling out operation based on two performance-types (e.g., two-way-delay and utilized-bandwidth for a te-tunnel), it can be done as follows:

- . Set Threshold-time: x (sec) (duration for which the criteria must hold true)

- . Set Cooldown-time: y (sec) (the duration after a scaling action has been triggered, for which there will be no further operation)
- . Set AND for the scale-out-operation-type

In the scaling condition's list, the following two components can be set:

List 1: Scaling Condition for Two-way-delay

- . performance type: Two-way-delay
- . threshold-value: z milli-seconds

List 2: Scaling Condition for Utilized bandwidth

- . performance type: Utilized bandwidth
- . threshold-value: w megabytes

5. Notification

This model does not define specific notifications. To enable notifications, the mechanism defined in [[YANG-PUSH](#)] and [[Event-Notification](#)] can be used. This mechanism currently allows the user to:

- . Subscribe to notifications on a per client basis.
- . Specify subtree filters or xpath filters so that only interested contents will be sent.
- . Specify either periodic or on-demand notifications.

5.1. YANG Push Subscription Examples

[YANG-PUSH] allows subscriber applications to request a continuous, customized stream of updates from a YANG datastore.

Below example shows the way for a client to subscribe to the telemetry information for a particular tunnel (Tunnel1). The telemetry parameter that the client is interested in is one-way-delay.

```

<netconf:rpc netconf:message-id="101"
  xmlns:netconf="urn:ietf:params:xml:ns:netconf:base:1.0">
  <establish-subscription
    xmlns="urn:ietf:params:xml:ns:yang:ietf-yang-push:1.0">
    <filter netconf:type="subtree">
      <te xmlns="urn:ietf:params:xml:ns:yang:ietf-te">
        <tunnels>
          <tunnel>
            <name>Tunnel1</name>
            <identifier/>
            <state>
              <te-telemetry xmlns="urn:ietf:params:xml:ns:yang:
                ietf-te-kpi-telemetry">
                <one-way-delay/>
              </te-telemetry>
            </state>
          </tunnel>
        </tunnels>
      </te>
    </filter>
    <period>500</period>
    <encoding>encode-xml</encoding>
  </establish-subscription>
</netconf:rpc>

```

This example shows the way for a client to subscribe to the telemetry information for all VNs. The telemetry parameter that the client is interested in is one-way-delay and one-way-utilized-bandwidth.

```

<netconf:rpc netconf:message-id="101"
  xmlns:netconf="urn:ietf:params:xml:ns:netconf:base:1.0">
  <establish-subscription
    xmlns="urn:ietf:params:xml:ns:yang:ietf-yang-push:1.0">
    <filter netconf:type="subtree">
      <vn-state xmlns="urn:ietf:params:xml:ns:yang:ietf-vn">
        <vn>
          <vn-list>
            <vn-id/>
            <vn-name/>
            <vn-telemetry xmlns="urn:ietf:params:xml:ns:yang:
              ietf-vn-kpi-telemetry">
                <one-way-delay/>
                <one-way-utilized-bandwidth/>
              </vn-telemetry >
            </vn-list>
          </vn>

```

```
        </vn-state>
      </filter>
      <period>500</period>
    </establish-subscription>
  </netconf:rpc>
```

6. YANG Data Tree

```

module: ietf-te-kpi-telemetry
  augment /te:te/te:tunnels/te:tunnel:
    +--rw te-scaling-intent
      | +--rw scale-in-intent
      | | +--rw threshold-time?          uint32
      | | +--rw cooldown-time?          uint32
      | | +--rw scale-in-operation-type? scaling-criteria-operation
      | | +--rw scaling-condition* [performance-type]
      | |   +--rw performance-type      identityref
      | |   +--rw threshold-value?      string
      | |   +--rw te-telemetry-tunnel-ref?
      | |     -> /te:te/tunnels/tunnel/name
      | +--rw scale-out-intent
      | | +--rw threshold-time?          uint32
      | | +--rw cooldown-time?          uint32
      | | +--rw scale-out-operation-type? scaling-criteria-operation
      | | +--rw scaling-condition* [performance-type]
      | |   +--rw performance-type      identityref
      | |   +--rw threshold-value?      string
      | |   +--rw te-telemetry-tunnel-ref?
      | |     -> /te:te/tunnels/tunnel/name
    +--ro te-telemetry
      +--ro id?                          string
      +--ro performance-metrics-one-way
      | +--ro one-way-delay?              uint32
      | +--ro one-way-delay-normality?
      | |   te-types:performance-metrics-normality
      | +--ro one-way-residual-bandwidth?
      | |   rt-types:bandwidth-ieee-float32
      | +--ro one-way-residual-bandwidth-normality?
      | |   te-types:performance-metrics-normality
      | +--ro one-way-available-bandwidth?
      | |   rt-types:bandwidth-ieee-float32
      | +--ro one-way-available-bandwidth-normality?
      | |   te-types:performance-metrics-normality
      | +--ro one-way-utilized-bandwidth?
      | |   rt-types:bandwidth-ieee-float32
      | +--ro one-way-utilized-bandwidth-normality?
      | |   te-types:performance-metrics-normality
      +--ro performance-metrics-two-way
      | +--ro two-way-delay?              uint32
      | +--ro two-way-delay-normality?
      | |   te-types:performance-metrics-normality

```

```
+--ro te-ref?  
  -> /te:te/tunnels/tunnel/name
```

```
module: ietf-vn-kpi-telemetry  
  augment /vn:vn/vn:vn-list:
```

```

+--rw vn-scaling-intent
| +--rw scale-in-intent
| | +--rw threshold-time?          uint32
| | +--rw cooldown-time?          uint32
| | +--rw scale-in-operation-type? scaling-criteria-operation
| | +--rw scaling-condition* [performance-type]
| |   +--rw performance-type      identityref
| |   +--rw threshold-value?      string
| |   +--rw te-telemetry-tunnel-ref?
| |   -> /te:te/tunnels/tunnel/name
| +--rw scale-out-intent
|   +--rw threshold-time?          uint32
|   +--rw cooldown-time?          uint32
|   +--rw scale-out-operation-type? scaling-criteria-operation
|   +--rw scaling-condition* [performance-type]
|     +--rw performance-type      identityref
|     +--rw threshold-value?      string
|     +--rw te-telemetry-tunnel-ref?
|     -> /te:te/tunnels/tunnel/name
+--ro vn-telemetry
+--ro performance-metrics-one-way
| +--ro one-way-delay?              uint32
| +--ro one-way-delay-normality?
| |   te-types:performance-metrics-normality
| +--ro one-way-residual-bandwidth?
| |   rt-types:bandwidth-ieee-float32
| +--ro one-way-residual-bandwidth-normality?
| |   te-types:performance-metrics-normality
| +--ro one-way-available-bandwidth?
| |   rt-types:bandwidth-ieee-float32
| +--ro one-way-available-bandwidth-normality?
| |   te-types:performance-metrics-normality
| +--ro one-way-utilized-bandwidth?
| |   rt-types:bandwidth-ieee-float32
| +--ro one-way-utilized-bandwidth-normality?
|   te-types:performance-metrics-normality
+--ro performance-metrics-two-way
| +--ro two-way-delay?              uint32
| +--ro two-way-delay-normality?
|   te-types:performance-metrics-normality
+--ro grouping-operation?          grouping-operation
augment /vn:vn/vn:vn-list/vn:vn-member-list:
+--ro vn-member-telemetry
+--ro performance-metrics-one-way
| +--ro one-way-delay?              uint32
| +--ro one-way-delay-normality?
| |   te-types:performance-metrics-normality
| +--ro one-way-residual-bandwidth?

```

```
| |      rt-types:bandwidth-ieee-float32
| +--ro one-way-residual-bandwidth-normality?
| |      te-types:performance-metrics-normality
| +--ro one-way-available-bandwidth?
| |      rt-types:bandwidth-ieee-float32
| +--ro one-way-available-bandwidth-normality?
| |      te-types:performance-metrics-normality
```

```

|   +--ro one-way-utilized-bandwidth?
|   |       rt-types:bandwidth-ieee-float32
|   +--ro one-way-utilized-bandwidth-normality?
|       te-types:performance-metrics-normality
+--ro performance-metrics-two-way
|   +--ro two-way-delay?           uint32
|   +--ro two-way-delay-normality?
|       te-types:performance-metrics-normality
+--ro te-grouped-params*
|   -> /te:te:tunnels/tunnel/te-kpi:te-telemetry/id
+--ro grouping-operation?           grouping-operation

```

7. Yang Data Model

7.1. ietf-te-kpi-telemetry model

The YANG code is as follows:

<CODE BEGINS> file "ietf-te-kpi-telemetry@2019-04-18.yang"

```

module ietf-te-kpi-telemetry {
  yang-version 1.1;
  namespace "urn:ietf:params:xml:ns:yang:ietf-te-kpi-telemetry";
  prefix te-tel;

  import ietf-te {
    prefix te;
    reference
      "RFC YYYY: A YANG Data Model for Traffic Engineering
       Tunnels and Interfaces";
  }

  /* Note: The RFC Editor will replace YYYY with the number
     assigned to the RFC once draft-ietf-teas-yang-te
     becomes an RFC.*/

  import ietf-te-types {
    prefix te-types;
    reference
      "RFC YYYY: Traffic Engineering Common YANG Types";
  }

  /* Note: The RFC Editor will replace YYYY with the number
     assigned to the RFC once draft-ietf-teas-yang-te-types
     becomes an RFC.*/

```


organization

"IETF Traffic Engineering Architecture and Signaling (TEAS)
Working Group";

contact

"Editor: Young Lee <leeyoung@huawei.com>
Editor: Dhruv Dhody <dhruv.ietf@gmail.com>
Editor: Ricard Vilalta <ricard.vilalta@cttc.es>
Editor: Satish Karunanithi <satish.karunanithi@gmail.com>";

description

"This module describes YANG data model for performance
monitoring telemetry for te tunnels.

Copyright (c) 2019 IETF Trust and the persons identified
as authors of the code. All rights reserved.

Redistribution and use in source and binary forms, with
or without modification, is permitted pursuant to, and
subject to the license terms contained in, the Simplified
BSD License set forth in [Section 4.c](#) of the IETF Trust's
Legal Provisions Relating to IETF Documents
(<http://trustee.ietf.org/license-info>).

This version of this YANG module is part of RFC XXXX; see
the RFC itself for full legal notices.";

/* Note: The RFC Editor will replace XXXX with the number
assigned to the RFC once [draft-lee-teas-pm-telemetry-
autonomics](#) becomes an RFC.*/

revision 2019-04-18 {

description

"Initial revision. This YANG file defines
a YANG model for TE telemetry.";

reference "Derived from earlier versions of base YANG files";

}

identity telemetry-param-type {

description

"Base identity for telemetry param types";

}

identity one-way-delay {

base telemetry-param-type;

description

"To specify average Delay in one (forward)
direction";


```
reference
  "RFC7471: OSPF Traffic Engineering (TE) Metric Extensions.
  RFC8570: IS-IS Traffic Engineering (TE) Metric Extensions.
  RFC7823: Performance-Based Path Selection for Explicitly
  Routed Label Switched Paths (LSPs) Using TE Metric
  Extensions";
}

identity two-way-delay {
  base telemetry-param-type;
  description
    "To specify average Delay in both (forward and reverse)
    directions";
  reference
    "RFC7471: OSPF Traffic Engineering (TE) Metric Extensions.
    RFC8570: IS-IS Traffic Engineering (TE) Metric Extensions.
    RFC7823: Performance-Based Path Selection for Explicitly
    Routed Label Switched Paths (LSPs) Using TE Metric
    Extensions";
}

identity one-way-delay-variation {
  base telemetry-param-type;
  description
    "To specify average Delay Variation in one (forward) direction";
  reference
    "RFC7471: OSPF Traffic Engineering (TE) Metric Extensions.
    RFC8570: IS-IS Traffic Engineering (TE) Metric Extensions.
    RFC7823: Performance-Based Path Selection for Explicitly
    Routed Label Switched Paths (LSPs) Using TE Metric
    Extensions";
}

identity two-way-delay-variation {
  base telemetry-param-type;
  description
    "To specify average Delay Variation in both (forward and reverse)
    directions";
  reference
    "RFC7471: OSPF Traffic Engineering (TE) Metric Extensions.
    RFC8570: IS-IS Traffic Engineering (TE) Metric Extensions.
    RFC7823: Performance-Based Path Selection for Explicitly
    Routed Label Switched Paths (LSPs) Using TE Metric
    Extensions";
}

identity utilized-bandwidth {
```



```
    base telemetry-param-type;
    description
        "To specify utilized bandwidth over the specified source
        and destination.";
    reference
        "RFC7471: OSPF Traffic Engineering (TE) Metric Extensions.
        RFC8570: IS-IS Traffic Engineering (TE) Metric Extensions.
        RFC7823: Performance-Based Path Selection for Explicitly
        Routed Label Switched Paths (LSPs) Using TE Metric
        Extensions";
}

identity utilized-percentage {
    base telemetry-param-type;
    description
        "To specify utilization percentage of the entity
        (e.g., tunnel, link, etc.)";
}

typedef scaling-criteria-operation {
    type enumeration {
        enum AND {
            description
                "AND operation";
        }
        enum OR {
            description
                "OR operation";
        }
    }
    description
        "Operations to analyze list of scaling criterias";
}

grouping scaling-duration {
    description
        "Base scaling criteria durations";
    leaf threshold-time {
        type uint32;
        units "seconds";
        description
            "The duration for which the criteria must hold true";
    }
    leaf cooldown-time {
        type uint32;
        units "seconds";
        description
```



```
        "The duration after a scaling-in/scaling-out action has been
        triggered, for which there will be no further operation";
    }
}

grouping scaling-criteria {
    description
        "Grouping for scaling criteria";
    leaf performance-type {
        type identityref {
            base telemetry-param-type;
        }
        description
            "Reference to the tunnel level telemetry type";
    }
    leaf threshold-value {
        type string;
        description
            "Scaling threshold for the telemetry parameter type";
    }
    leaf te-telemetry-tunnel-ref {
        type leafref {
            path "/te:te/te:tunnels/te:tunnel/te:name";
        }
        description
            "Reference to tunnel";
    }
}

grouping scaling-in-intent {
    description
        "Basic scaling in intent";
    uses scaling-duration;
    leaf scale-in-operation-type {
        type scaling-criteria-operation;
        default "AND";
        description
            "Operation to be applied to check between
            scaling criterias to check if the scale in
            threshold condition has been met.
            Defaults to AND";
    }
    list scaling-condition {
        key "performance-type";
        description
            "Scaling conditions";
        uses scaling-criteria;
    }
}
```



```
    }
  }

  grouping scaling-out-intent {
    description
      "Basic scaling out intent";
    uses scaling-duration;
    leaf scale-out-operation-type {
      type scaling-criteria-operation;
      default "OR";
      description
        "Operation to be applied to check between
        scaling criterias to check if the scale out
        threshold condition has been met.
        Defaults to OR";
    }
    list scaling-condition {
      key "performance-type";
      description
        "Scaling conditions";
      uses scaling-criteria;
    }
  }
}

augment "/te:te/te:tunnels/te:tunnel" {
  description
    "Augmentation parameters for config scaling-criteria
    TE tunnel topologies. Scale in/out criteria might be used
    for network autonomics in order the controller
    to react to a certain set of monitored params.";
  container te-scaling-intent {
    description
      "scaling intent";
    container scale-in-intent {
      description
        "scale-in";
      uses scaling-in-intent;
    }
    container scale-out-intent {
      description
        "scale-out";
      uses scaling-out-intent;
    }
  }
}

container te-telemetry {
  config false;
  description
```



```

        "telemetry params";
    leaf id {
        type string;
        description
            "Id of telemetry param";
    }
    uses te-types:performance-metrics-attributes;
    leaf te-ref {
        type leafref {
            path "/te:te/te:tunnels/te:tunnel/te:name";
        }
        description
            "Reference to measured te tunnel";
    }
}
}
}
}
<CODE ENDS>

```

7.2. ietf-vn-kpi-telemetry model

The YANG code is as follows:

```

<CODE BEGINS> file "ietf-vn-kpi-telemetry@2019-04-18.yang"

module ietf-vn-kpi-telemetry {
    yang-version 1.1;
    namespace "urn:ietf:params:xml:ns:yang:ietf-vn-kpi-telemetry";
    prefix vn-tel;

    import ietf-vn {
        prefix vn;
        reference
            "RFC YYYY: A YANG Data Model for VN Operation";
    }

    /* Note: The RFC Editor will replace YYYY with the number
       assigned to the RFC once draft-ietf-teas-actn-vn-yang
       becomes an RFC.*/

    import ietf-te {
        prefix te;
        reference
            "RFC YYYY: A YANG Data Model for Traffic Engineering

```



```
    Tunnels and Interfaces";
}

/* Note: The RFC Editor will replace YYYY with the number
   assigned to the RFC once draft-ietf-teas-yang-te
   becomes an RFC.*/

import ietf-te-types {
    prefix te-types;
    reference
        "RFC YYYY: Traffic Engineering Common YANG Types";
}

/* Note: The RFC Editor will replace YYYY with the number
   assigned to the RFC once draft-ietf-teas-yang-te-types
   becomes an RFC.*/

import ietf-te-kpi-telemetry {
    prefix te-kpi;
    reference
        "RFC YYYY: YANG models for VN & TE Performance Monitoring
        Telemetry and Scaling Intent Autonomics";
}

/* Note: The RFC Editor will replace YYYY with the number
   assigned to the RFC once draft-lee-teas-actn-pm-telemetry
   -autonomics becomes an RFC.*/

organization
    "IETF Traffic Engineering Architecture and Signaling (TEAS)
    Working Group";
contact
    "Editor: Young Lee <leeyoung@huawei.com>
    Editor: Dhruv Dhody <dhruv.ietf@gmail.com>
    Editor: Ricard Vilalta <ricard.vilalta@cttc.es>
    Editor: Satish Karunanithi <satish.karunanithi@gmail.com>";

description
    "This module describes YANG data models for performance
    monitoring telemetry for vn.

    Copyright (c) 2019 IETF Trust and the persons identified
    as authors of the code. All rights reserved.

    Redistribution and use in source and binary forms, with
    or without modification, is permitted pursuant to, and
    subject to the license terms contained in, the Simplified
```


BSD License set forth in [Section 4.c](#) of the IETF Trust's Legal Provisions Relating to IETF Documents (<http://trustee.ietf.org/license-info>).

This version of this YANG module is part of RFC XXXX; see the RFC itself for full legal notices.";

/* Note: The RFC Editor will replace XXXX with the number assigned to the RFC once [draft-lee-teas-pm-telemetry-autonomics](#) becomes an RFC.*/

```
revision 2019-04-18 {
  description
    "Initial revision. This YANG file defines
    the VN telemetry.";
  reference "Derived from earlier versions of base YANG files";
}
```

```
typedef grouping-operation {
  type enumeration {
    enum MINIMUM {
      description
        "Select the minimum param";
    }
    enum MAXIMUM {
      description
        "Select the maximum param";
    }
    enum MEAN {
      description
        "Select the MEAN of the params";
    }
    enum STD_DEV {
      description
        "Select the standard deviation of the
        monitored params";
    }
    enum AND {
      description
        "Select the AND of the params";
    }
    enum OR {
      description
        "Select the OR of the params";
    }
  }
  description
```



```
    "Operations to analize list of monitored params";
}

grouping vn-telemetry-param {
  description
    "augment of te-kpi:telemetry-param for VN specific params";
  leaf-list te-grouped-params {
    type leafref {
      path "/te:te/te:tunnels/te:tunnel/te-kpi:te-telemetry/te-kpi:id";
    }
    description
      "Allows the definition of a vn-telemetry param
      as a grouping of underlying TE params";
  }
  leaf grouping-operation {
    type grouping-operation;
    description
      "describes the operation to apply to
      te-grouped-params";
  }
}

augment "/vn:vn/vn:vn-list" {
  description
    "Augmentation parameters for state TE VN topologies.";
  container vn-scaling-intent {
    description
      "scaling intent";
    container scale-in-intent {
      description
        "VN scale-in";
      uses te-kpi:scaling-in-intent;
    }
    container scale-out-intent {
      description
        "VN scale-out";
      uses te-kpi:scaling-out-intent;
    }
  }
  container vn-telemetry {
    config false;
    description
      "VN telemetry params";
    uses te-types:performance-metrics-attributes;
    leaf grouping-operation {
      type grouping-operation;
      description
```



```
        "describes the operation to apply to the VN-members";
    }
}
}
augment "/vn:vn/vn:vn-list/vn:vn-member-list" {
    description
        "Augmentation parameters for state TE vn member topologies.";
    container vn-member-telemetry {
        config false;
        description
            "VN member telemetry params";
        uses te-types:performance-metrics-attributes;
        uses vn-telemetry-param;
    }
}
}
<CODE ENDS>
```

8. Security Considerations

The YANG module specified in this document defines a schema for data that is designed to be accessed via network management protocols such as NETCONF [RFC6241] or RESTCONF [RFC8040]. The lowest NETCONF layer is the secure transport layer, and the mandatory-to-implement secure transport is Secure Shell (SSH) [RFC6242]. The lowest RESTCONF layer is HTTPS, and the mandatory-to-implement secure transport is TLS [RFC8446].

The NETCONF access control model [RFC8341] provides the means to restrict access for particular NETCONF users to a preconfigured subset of all available NETCONF protocol operations and content. The NETCONF Protocol over Secure Shell (SSH) [RFC6242] describes a method for invoking and running NETCONF within a Secure Shell (SSH) session as an SSH subsystem. The Network Configuration Access Control Model (NACM) [RFC8341] provides the means to restrict access for particular NETCONF or RESTCONF users to a preconfigured subset of all available NETCONF or RESTCONF protocol operations and content.

A number of configuration data nodes defined in this document are writable/deletable (i.e., "config true"). These data nodes may be considered sensitive or vulnerable in some network environments.

There are a number of data nodes defined in this YANG module that are writable/creatable/deletable (i.e., config true, which is the default). These data nodes may be considered sensitive or

vulnerable in some network environments. Write operations (e.g., edit-config) to these data nodes without proper protection can have a negative effect on network operations. These are the subtrees and data nodes and their sensitivity/vulnerability:

```
/te:te/te:tunnels/te:tunnel/te-scaling-intent/scale-in-intent
/te:te/te:tunnels/te:tunnel/te-scaling-intent/scale-out-intent
```

```
/vn:vn/vn:vn-list/vn-scaling-intent/scale-in-intent
/vn:vn/vn:vn-list/vn-scaling-intent/scale-out-intent
```

9. IANA Considerations

This document registers the following namespace URIs in the IETF XML registry [[RFC3688](#)]:

```
-----
URI: urn:ietf:params:xml:ns:yang:ietf-te-kpi-telemetry
Registrant Contact: The IESG.
XML: N/A, the requested URI is an XML namespace.
-----
```

```
-----
URI: urn:ietf:params:xml:ns:yang:ietf-vn-kpi-telemetry
Registrant Contact: The IESG.
XML: N/A, the requested URI is an XML namespace.
-----
```

This document registers the following YANG modules in the YANG Module.

Names registry [[RFC7950](#)]:

```
-----
name:          ietf-te-kpi-telemetry
namespace:     urn:ietf:params:xml:ns:yang:ietf-te-kpi-telemetry
prefix:        te-tel
reference:     RFC XXXX (TDB)
-----
```

```
-----  
-----  
name:          ietf-vn-kpi-telemetry  
namespace:     urn:ietf:params:xml:ns:yang:ietf-vn-kpi-telemetry  
prefix:        vn-tel  
reference:     RFC XXXX (TDB)  
-----
```

10. Acknowledgements

We thank Rakesh Gandhi, Tarek Saad and Igor Bryskin for useful discussions and their suggestions for this work.

11. References

11.1. Normative References

- [RFC6242] M. Wasserman, "Using the NETCONF Protocol over Secure Shell (SSH)", [RFC 6242](#), June 2011.
- [RFC7926] A. Farrel (Ed.), "Problem Statement and Architecture for Information Exchange between Interconnected Traffic-Engineered Networks", [RFC 7926](#), July 2016.
- [RFC7950] M. Bjorklund, Ed., "The YANG 1.1 Data Modeling Language", August 2016.
- [RFC8040] A. Bierman, M. Bjorklund, K. Watsen, "RESTCONF Protocol", [RFC 8040](#), January 2017.
- [RFC8233] D. Dhody, et al., "Extensions to the Path Computation Element Communication Protocol (PCEP) to compute service aware Label Switched Path (LSP)", [RFC 8233](#), September 2017.
- [RFC8341] A. Bierman, M. Bjorklund, "Network Configuration Access Control Model", [RFC 8341](#), March 2018.
- [RFC8342] M. Bjorklund, J. Schoenwaelder, P. Shafer, K. Watsen, R. Wilton, "Network Management Datastore Architecture (NMDA)", [RFC 8342](#), March 2018.

- [RFC8446] E. Rescorla, "The Transport Layer Security (TLS) Protocol Version 1.3", [RFC8446](#), August 2018.
- [TE-Tunnel] T. Saad (Editor), "A YANG Data Model for Traffic Engineering Tunnels and Interfaces", [draft-ietf-teas-yang-te](#), work in progress.
- [TE-Types] T. Saad, et.al, "Traffic Engineering Common YANG Types", [draft-ietf-teas-yang-te-types](#), work in progress.
- [VN] Y. Lee (Editor), "A Yang Data Model for ACTN VN Operation", [draft-lee-teas-actn-vn-yang](#), work in progress.

11.2. Informative References

- [RFC3688] M. Mealling, "The IETF XML Registry", [RFC 3688](#), January 2004.
- [RFC6241] Enns, R., Ed., Bjorklund, M., Ed., Schoenwaelder, J., Ed., and A. Bierman, Ed., "Network Configuration Protocol (NETCONF)", [RFC 6241](#).
- [RFC7471] Giacalone, S., Ward, D., Drake, J., Atlas, A., and S. Previdi, "OSPF Traffic Engineering (TE) Metric Extensions", [RFC 7471](#), March 2015.
- [RFC7823] Atlas, A., Drake, J., Giacalone, S., and S. Previdi, "Performance-Based Path Selection for Explicitly Routed Label Switched Paths (LSPs) Using TE Metric Extensions", [RFC 7823](#), May 2016.
- [RFC8294] X. Liu, et al, "Routing Area Common YANG Data Types", [RFC 8294](#), December 2017.
- [RFC8340] M. Bjorklund and L. Berger (Editors), "YANG Tree Diagrams", [RFC 8340](#), March 2018.
- [YANG-PUSH] A. Clemm, et al, "Subscription to YANG Datastores", [draft-ietf-netconf-yang-push](#), work in progress.
- [Event-Notification] E. Voit, et al, "Dynamic subscription to YANG Events and Datastores over NETCONF", [draft-ietf-netconf-netconf-event-notifications](#), work in progress.

- [PERF] Y. XU, et al., "Use Cases and Requirements of Dynamic Service Control based on Performance Monitoring in ACTN Architecture", [draft-xu-actn-perf-dynamic-service-control](#), work in progress.
- [RFC8309] Q. Wu, W. Cheng, and A. Farrel. "Service Models Explained", [RFC 8309](#), January 2018.
- [RFC8453] D. Ceccarelli and Y. Lee (Editors), "Framework for Abstraction and Control of Traffic Engineered Networks", [RFC 8453](#), August 2018.
- [RFC8570] Ginsberg, L., Ed., Previdi, S., Ed., Giacalone, S., Ward, D., Drake, J., and Q. Wu, "IS-IS Traffic Engineering (TE) Metric Extensions", [RFC 8570](#), March 2019.

12. Contributors

Authors' Addresses

Young Lee
Futurewei Technologies
5340 Legacy Drive Suite 173
Plano, TX 75024, USA

Email: younglee.tx@gmail.com

Dhruv Dhody
Huawei Technology
Leela Palace
Bangalore, Karnataka 560008
India

Email: dhruv.dhody@huawei.com

Satish Karunanithi
Huawei Technology
Leela Palace
Bangalore, Karnataka 560008
India

Email: satish.karunanithi@gmail.com

Ricard Vilalta
Centre Tecnologic de Telecomunicacions de Catalunya (CTTC/CERCA)
Av. Carl Friedrich Gauss 7
08860 - Castelldefels
Barcelona (Spain)
Email: ricard.vilalta@cttc.es

Daniel King
Lancaster University

Email: d.king@lancaster.ac.uk

Daniele Ceccarelli
Ericsson
Torshamnsgatan, 48
Stockholm, Sweden

Email: daniele.ceccarelli@ericsson.com