

Workgroup: TEAS Working Group

Internet-Draft:

draft-ietf-teas-applicability-actn-slicing-02

Published: 6 September 2022

Intended Status: Informational

Expires: 10 March 2023

Authors: D. King

J. Drake

Old Dog Consulting

Juniper Networks

H. Zheng

A. Farrel

Huawei Technologies

Old Dog Consulting

Applicability of Abstraction and Control of Traffic Engineered Networks (ACTN) to Network Slicing

Abstract

Network abstraction is a technique that can be applied to a network domain to obtain a view of potential connectivity across the network by utilizing a set of policies to select network resources.

Network slicing is an approach to network operations that builds on the concept of network abstraction to provide programmability, flexibility, and modularity. It may use techniques such as Software Defined Networking (SDN) and Network Function Virtualization (NFV) to create multiple logical or virtual networks, each tailored for a set of services that share the same set of requirements.

Abstraction and Control of Traffic Engineered Networks (ACTN) is described in RFC 8453. It defines an SDN-based architecture that relies on the concept of network and service abstraction to detach network and service control from the underlying data plane.

This document outlines the applicability of ACTN to network slicing in a Traffic Engineering (TE) network that utilizes IETF technology. It also identifies the features of network slicing not currently within the scope of ACTN, and indicates where ACTN might be extended.

Status of This Memo

This Internet-Draft is submitted in full conformance with the provisions of BCP 78 and BCP 79.

Internet-Drafts are working documents of the Internet Engineering Task Force (IETF). Note that other groups may also distribute working documents as Internet-Drafts. The list of current Internet-Drafts is at <https://datatracker.ietf.org/drafts/current/>.

Internet-Drafts are draft documents valid for a maximum of six months and may be updated, replaced, or obsoleted by other documents

at any time. It is inappropriate to use Internet-Drafts as reference material or to cite them other than as "work in progress."

This Internet-Draft will expire on 10 March 2023.

Copyright Notice

Copyright (c) 2022 IETF Trust and the persons identified as the document authors. All rights reserved.

This document is subject to BCP 78 and the IETF Trust's Legal Provisions Relating to IETF Documents (<https://trustee.ietf.org/license-info>) in effect on the date of publication of this document. Please review these documents carefully, as they describe your rights and restrictions with respect to this document. Code Components extracted from this document must include Revised BSD License text as described in Section 4.e of the Trust Legal Provisions and are provided without warranty as described in the Revised BSD License.

Table of Contents

- [1. Introduction](#)
 - [1.1. Terminology](#)
- [2. Requirements for Network Slicing](#)
 - [2.1. Resource Slicing](#)
 - [2.2. Network Virtualization](#)
 - [2.3. Service Isolation](#)
 - [2.4. Control and Orchestration](#)
- [3. Abstraction and Control of Traffic Engineered \(TE\) Networks \(ACTN\)](#)
 - [3.1. ACTN Virtual Network as a Network Slice](#)
 - [3.2. ACTN Virtual Network for and Scaling Network Slices](#)
 - [3.3. Management Components for ACTN and Network Slicing](#)
 - [3.4. Examples of ACTN Delivering Types of Network Slices](#)
 - [3.4.1. ACTN Used for Virtual Private Line](#)
 - [3.4.2. ACTN Used for VPN Delivery Model](#)
 - [3.4.3. ACTN Used to Deliver a Virtual Customer Network](#)
- [4. YANG Models](#)
 - [4.1. Network Slice Service Mapping from TE to ACTN VN Models](#)
 - [4.2. Interfaces and Yang Models](#)
 - [4.3. ACTN VN Telemetry](#)
- [5. IANA Considerations](#)
- [6. Security Considerations](#)
- [7. Acknowledgements](#)
- [8. Contributors](#)
- [9. Informative References](#)
- [Authors' Addresses](#)

1. Introduction

The principles of network resource separation are not new. For years, the concepts of separated overlay and logical (virtual) networking have existed, allowing multiple services to be deployed over a single physical network comprised of single or multiple layers. However, several key differences exist that differentiate overlay and virtual networking from network slicing.

A network slice is a virtual (that is, logical) network with its own network topology and a set of network resources that are used to provide connectivity that conforms to a specific Service Level Agreement (SLA) or set of Service Level Objectives (SLOs). The network resources used to realize a network slice belong to the network that is sliced. The resources may be assigned and dedicated to an individual slice, or they may be shared with other slices enabling different degrees of service guarantee and providing different levels of isolation between the traffic in each slice.

[[I-D.ietf-teas-ietf-network-slices](#)] provides a definition for network slicing in the context of IETF network technologies. In particular, that document defines the term "IETF Network Slice" as the generic network slice concept applied to a network that uses IETF technologies. An IETF Network Slice could span multiple technologies (such as IP, MPLS, or optical) and multiple administrative domains. The logical network that is an IETF Network Slice may be kept separate from other concurrent logical networks with independent control and management: each can be created or modified on demand. Since this document is focused entirely on IETF technologies, it uses the term "network slice" as a more concise expression. Further discussion on the topic of IETF Network Slices and details of how an IETF Network Slice service may be requested and realized as an IETF Network Slice can be found in [[I-D.ietf-teas-ietf-network-slices](#)].

At one end of the spectrum, a virtual private wire or a virtual private network (VPN) may be used to build a network slice. In these cases, the network slices do not require the service provider to isolate network resources for the provision of the service - the service is "virtual".

At the other end of the spectrum, there may be a detailed description of a complex service that will meet the needs of a set of applications with connectivity and service function requirements that may include compute resources, storage capabilities, and access to content. Such a service may be requested dynamically (that is, instantiated when an application needs it, and released when the application no longer needs it), and modified as the needs of the application change. This type of service is called an enhanced VPN

and is described in more detail in [[I-D.ietf-teas-enhanced-vpn](#)]. It is often based on Traffic Engineering (TE) constructs in the underlay network.

Abstraction and Control of TE Networks (ACTN) [[RFC8453](#)] is a framework that facilitates the abstraction of underlying network resources to higher-layer applications and that allows network operators to create and supply virtual networks for their customers through the abstraction of the operators' network resources.

ACTN is a toolset capable of delivering network slice functionality. This document outlines the application of ACTN and associated enabling technologies to provide network slicing in a network that utilizes IETF TE-based technologies. It describes how the ACTN functional components can be used to support model-driven partitioning of resources into variable-sized bandwidth units to facilitate network sharing and virtualization. Furthermore, the use of model-based interfaces to dynamically request the instantiation of virtual networks can be extended to encompass requesting and instantiation of specific service functions (which may be both physical or virtual), and to partition network resources such as compute resource, storage capability, and access to content. Finally, this document highlights how the ACTN approach might be extended to address the requirements of network slicing where the underlying network is TE-capable.

1.1. Terminology

As far as is possible, this document re-uses terminology from [[I-D.ietf-teas-ietf-network-slices](#)] and [[I-D.ietf-teas-enhanced-vpn](#)].

Service Provider: See "Provider" in [[I-D.ietf-teas-ietf-network-slices](#)].

Consumer: See [[I-D.ietf-teas-ietf-network-slices](#)].

Service Functions (SFs): Components that provide specific functions within a network. SFs are often combined in a specific sequence called a service function chain to deliver services [[RFC7665](#)].

Resource: Any feature including connectivity, bufferage, compute, storage, and content delivery that forms part of or can be accessed through a network. Resources may be shared between users, applications, and clients, or they may be dedicated for use by a unique customer.

Infrastructure Resources: The hardware and software for hosting and connecting SFs. These resources may include computing hardware, storage capacity, network resources (e.g., links and switching/

routing devices enabling network connectivity), and physical assets for radio access.

Service Level Agreement (SLA): See [[I-D.ietf-teas-ietf-network-slices](#)].

Service Level Expectation (SLE): See [[I-D.ietf-teas-ietf-network-slices](#)].

Service Level Objective (SLO): See [[I-D.ietf-teas-ietf-network-slices](#)].

IETF Network Slice Service: See [[I-D.ietf-teas-ietf-network-slices](#)].

2. Requirements for Network Slicing

According to [[I-D.ietf-teas-ietf-network-slices](#)] the customer expresses requirements for a particular network slice by specifying what is required rather than how the requirement is to be fulfilled. That is, the customer's view of a network slice is an abstract one expressed as a network slice service request.

The concept of network slicing is a key capability to serve a customer with a wide variety of different service needs expressed as SLOs/SLEs in terms of latency, reliability, capacity, and service function-specific capabilities.

This section outlines the key capabilities required to realize network slicing in a TE-enabled IETF technology network.

2.1. Resource Slicing

Network resources need to be allocated and dedicated for use by a specific network slice, or they may be shared among multiple slices. This allows a flexible approach that can deliver a range of services by partitioning (that is, slicing) the available network resources to make them available to meet the customer's SLA.

2.2. Network Virtualization

Network virtualization enables the creation of multiple virtual networks that are operationally decoupled from the underlying physical network, and are run on top of it. Slicing enables the creation of virtual networks as customer services.

2.3. Service Isolation

A customer may request, through their SLA, that changes to the other services delivered by the service provider do not have any negative

impact on the delivery of the service. This quality is referred to as "isolation" [[I-D.ietf-teas-ietf-network-slices](#)] [[I-D.ietf-teas-enhanced-vpn](#)].

Delivery of such service isolation may be achieved in the underlying network by various forms of resource partitioning ranging from dedicated allocation of resources for a specific slice, to sharing or resources with safeguards.

Although multiple network slices may utilize resources from a single underlying network, isolation should be understood in terms of the following three categorizations.

- *Performance isolation requires that service delivery for one network slice does not adversely impact congestion or performance levels of other slices.

- *Security isolation means that attacks or faults occurring in one slice do not impact on other slices. Moreover, the security functions supporting each slice must operate independently so that an attack or misconfiguration of security in one slice will not prevent proper security function in the other slices. Further, privacy concerns require that traffic from one slice is not delivered to an endpoint in another slice, and that it should not be possible to determine the nature or characteristics of a slice from any external point.

- *Management isolation means that each slice must be independently viewed, utilized, and managed as a separate network. Furthermore, it should be possible to prevent the operator of one slice from being able to control, view, or detect any aspect of any other network slice.

2.4. Control and Orchestration

Orchestration combines and coordinates multiple control methods to provide a single mechanism to operate one or more networks to deliver services. An orchestrator is needed to coordinate disparate processes and resources for creating, managing, and deploying the network slicing service in a network slicing environment. Two aspects of orchestration are required:

- *Multi-domain Orchestration: Managing connectivity to set up a network slice across multiple administrative domains.

- *End-to-end Orchestration: Combining resources for an end-to-end service (e.g., underlay connectivity with firewalling, and guaranteed bandwidth with minimum delay).

3. Abstraction and Control of Traffic Engineered (TE) Networks (ACTN)

ACTN facilitates end-to-end connectivity and provides virtual connectivity services (such as virtual links and virtual networks) to the user. The ACTN framework [[RFC8453](#)] introduces three functional components and two interfaces:

- *Customer Network Controller (CNC)
- *Multi-domain Service Coordinator (MDSC)
- *Provisioning Network Controller (PNC)
- *CNC-MDSC Interface (CMI)
- *MDSC-PNC Interface (MPI)

RFC 8453 also highlights how:

- *Abstraction of the underlying network resources is provided to higher-layer applications and customers.
- *Virtualization is achieved by selecting resources according to criteria derived from the details and requirements of the customer, application, or service.
- *Creation of a virtualized environment is performed to allow operators to view and control multi-domain networks as a single virtualized network.
- *A network is presented to a customer as a single virtual network via open and programmable interfaces.

The ACTN managed infrastructure consists of traffic engineered network resources. The concept of traffic engineering is broad: it describes the planning and operation of networks using a method of reserving and partitioning of network resources in order to facilitate traffic delivery across a network (see [[I-D.ietf-teas-rfc3272bis](#)] for more details). In the context of ACTN, traffic engineering network resources may include:

- *Statistical packet bandwidth.
- *Physical forwarding plane sources, such as wavelengths and time slots.
- *Forwarding and cross-connect capabilities.

The ACTN network is "sliced" with each customer being given a different partial and abstracted topology view of the physical underlay network.

3.1. ACTN Virtual Network as a Network Slice

To support multiple customers, each with its own view of and control of a virtual network constructed using a server network, a service provider needs to partition the network resources to create network slices assigned to each customer.

An ACTN Virtual Network (VN) is a customer view of a slice of the ACTN-managed infrastructure. It is a network slice that is presented to the customer by the ACTN provider as a set of abstracted resources. See [[I-D.ietf-teas-actn-vn-yang](#)] for a detailed description of ACTN VNs and an overview of how various different types of YANG model are applicable to the ACTN framework.

Depending on the agreement between customer and provider, various VN operations are possible:

- *Network Slice Creation: A VN could be pre-configured and created through static configuration or through dynamic request and negotiation between customer and service provider. The VN must meet the network slice requirements specified in the SLA to satisfy the customer's objectives.
- *Network Slice Operations: The VN may be modified and deleted based on direct customer requests. The customer can further act upon the VN to manage the their traffic flows across the network slice.
- *Network Slice View: The VN topology is viewed from the customer's perspective. This may be the entire VN topology, or a collection of tunnels that are expressed as customer endpoints, access links, intra-domain paths and inter-domain links.

[[RFC8454](#)] describes a set of functional primitives that support these different ACTN VN operations.

3.2. ACTN Virtual Network for and Scaling Network Slices

Scaling considerations for network slicing are an important consideration. If the service provider must manage and maintain state in the core of the network for every network slice, then this will quickly limit the number of customer services that can be supported.

The importance of scalability for network slices is discussed in [[I-D.ietf-teas-enhanced-vpn](#)] and further in [[I-D.dong-teas-enhanced-](#)

[vpn-vtn-scalability](#)]. That work notes the importance of collecting network slices or their composite connectivity constructs into groups that require similar treatment in the network before realizing those groups in the network.

The same consideration applies to ACTN VNs. But fortunately, ACTN VNs may be arranged hierarchically by recursing the MDSCs so that one VN is realized over another VN. This allows the VNs presented to the customer to be aggregated before they are instantiated in the physical network.

3.3. Management Components for ACTN and Network Slicing

The ACTN management components (CNC, MDSC, and PNC) and interfaces (CMI and MPI) are introduced in [Section 3](#) and described in detail in [\[RFC8453\]](#). The management components for network slicing are described in [\[I-D.ietf-teas-ietf-network-slices\]](#) and are known as the customer orchestration system, the IETF Network Slice Controller (NSC), and the network controller. The network slicing management components are separated by the Network Slice Service Interface and the Network Configuration Interface, modeling the architecture described in [\[RFC8309\]](#).

The mapping between network slicing management components and ACTN management components is presented visually in [Figure 1](#) and provides a reference for understanding the material in [Section 3.4](#) and [Section 4](#).

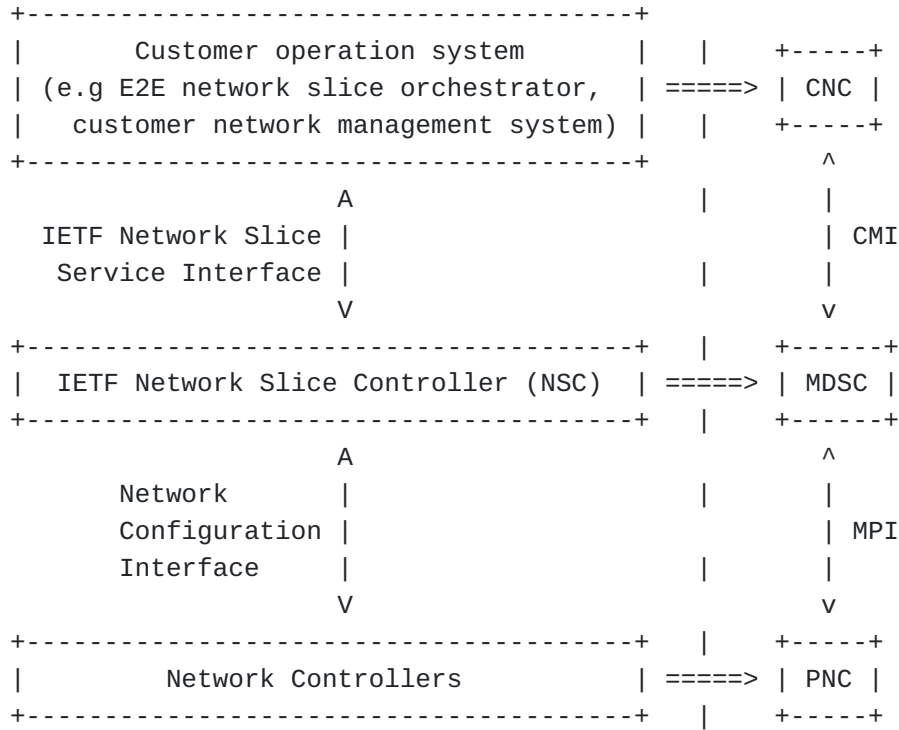


Figure 1: Mapping Between IETF Network Slice and ACTN Management Components

3.4. Examples of ACTN Delivering Types of Network Slices

The examples that follow build on the ACTN framework to provide control, management, and orchestration for the network slice life-cycle. These network slices utilize common physical infrastructure, and meet specific service-level requirements.

Three examples are shown. Each uses ACTN to achieve a different network slicing scenario. All three scenarios can be scaled up in capacity or be subject to topology changes as well as changes in customer requirements.

3.4.1. ACTN Used for Virtual Private Line

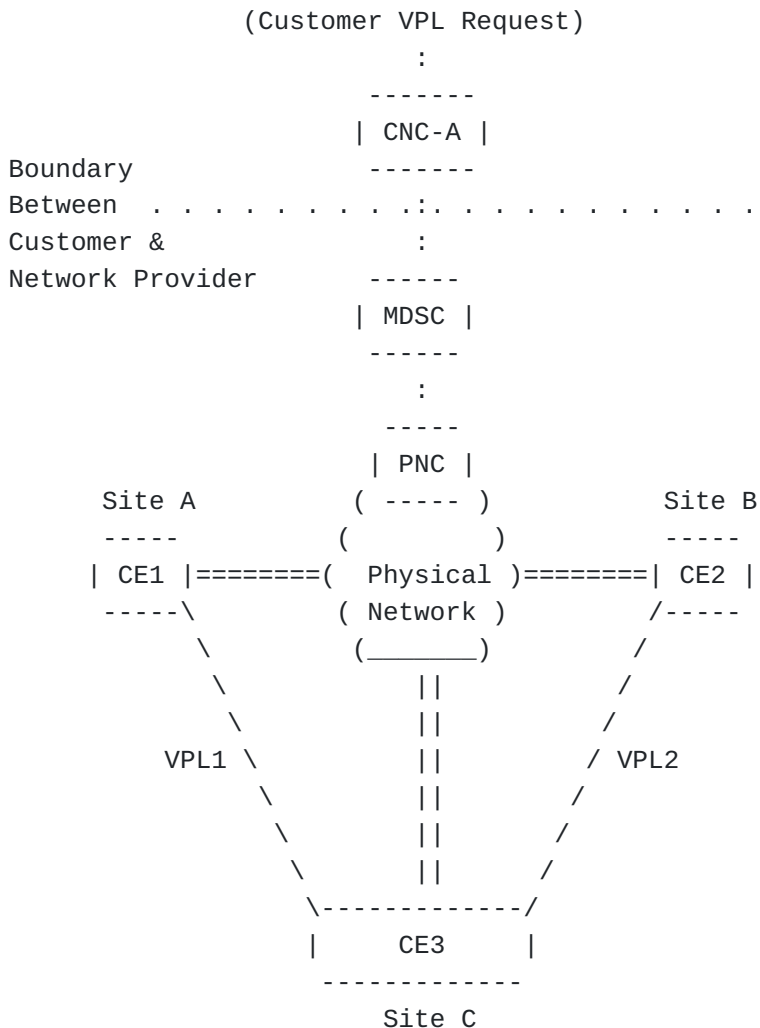
In the example shown in [Figure 2](#), ACTN provides virtual connections between multiple customer locations (sites accessed through Customer Edge nodes - CEs). The service is requested by the customer (via CNC-A) and delivered as a Virtual Private Line (VPL) service. The benefits of this model include the following.

*Automated: The service set-up and operation is managed by the network provider.

*Virtual: The private line connectivity is provided from Site A to Site C (VPL1) and from Site B to Site C (VPL2) across the ACTN-managed physical network.

*Agile: On-demand adjustments to the connectivity and bandwidth are available according to the customer's requests.

In terms of the network slicing concept defined in [[I-D.ietf-teas-ietf-network-slices](#)], in this example the customer requests a single network slice with two pairs of point-to-point connectivity constructs between the service demarcation points CE1 and CE3, and CE2 and CE3 with each pair comprising one connectivity construct in each direction.



Key: ... ACTN control connectivity
 === Physical connectivity
 --- Logical connectivity

Figure 2: Virtual Private Line Model

3.4.2. ACTN Used for VPN Delivery Model

In the example shown in [Figure 3](#), ACTN provides VPN connectivity between two sites across three physical networks. The requirements for the VPN are expressed by the users of the two sites. The request is directed to the CNC, and the CNC interacts with the network provider's MDSC. The benefits of this model include are as follows.

- *Provides edge-to-edge VPN multi-access connectivity.

- *Most of the function is managed by the network provider, with some flexibility delegated to the customer-managed CNC.

In terms of the network slicing concept defined in [[I-D.ietf-teas-ietf-network-slices](#)], in this example, the customer requests a single network slice with a pair of point-to-point connectivity constructs (one in each direction) between the service demarcation points at site A and site B. The customer is unaware that the service is delivered over multiple physical networks.

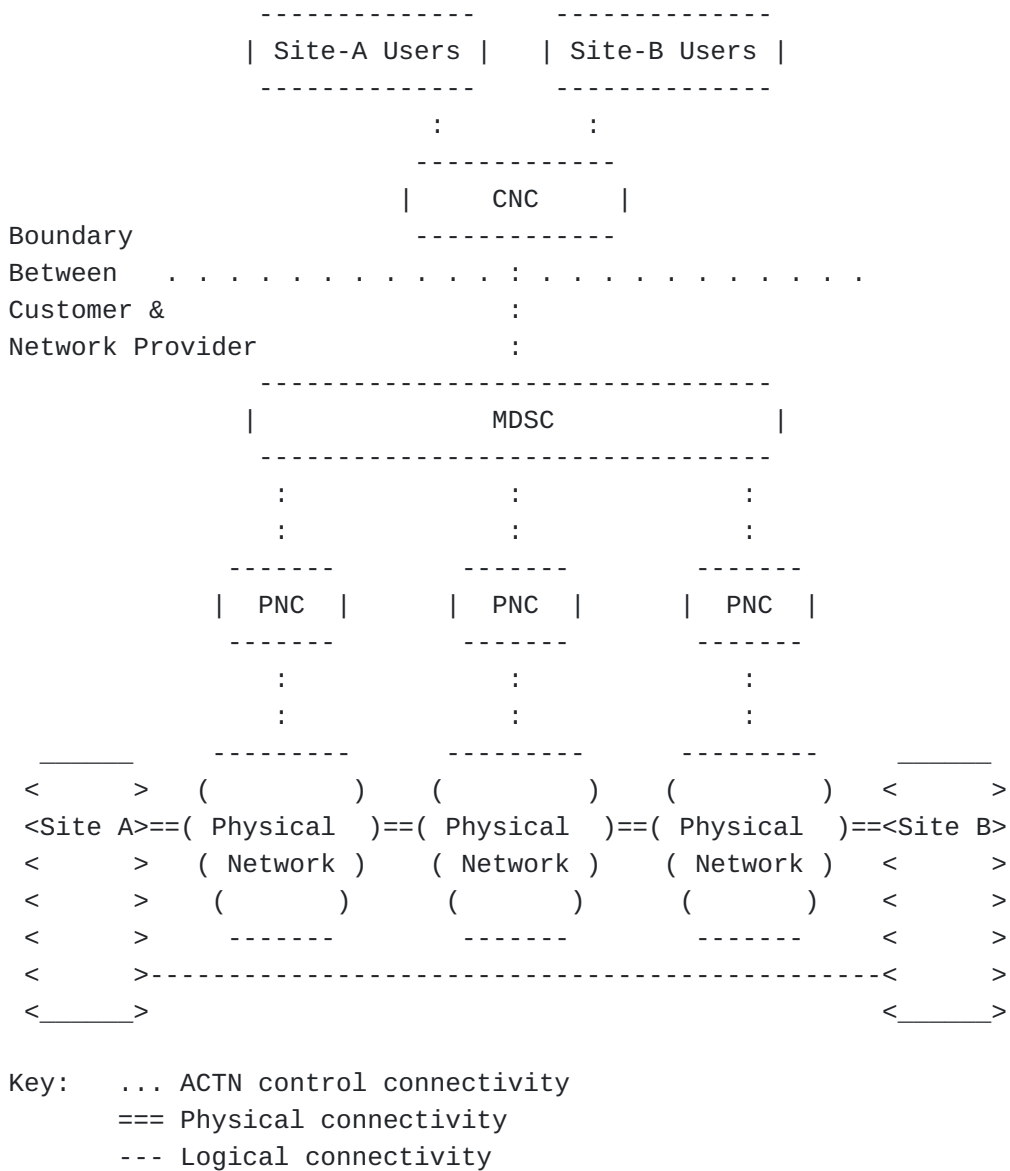


Figure 3: VPN Model

3.4.3. ACTN Used to Deliver a Virtual Customer Network

In the example shown in [Figure 4](#), ACTN provides a virtual network to the customer. This virtual network is managed by the customer. The figure shows two virtual networks (Network Slice 1 and Network Slice 2) each created for a different customer under the care of a different CNC. There are two physical networks controlled by separate PNCs. Network Slice 2 is built using resources from just one physical network, while Network Slice 1 is constructed from resources from both physical networks.

The benefits of this model include the following.

- *The MDSC provides the topology to the customer so that the customer can control their network slice to fit their needs.
- *Applications can interact with their assigned network slices directly. The customer may implement their own network control methods and traffic prioritization, and manage their own addressing schemes.
- *Customers may further slice their virtual networks so that this becomes a recursive model.
- *Service isolation can be provided through selection of physical networking resources through a combination of efforts of the MSDC and PNC.
- *The network slice may include nodes with specific capabilities. These can be delivered as Physical Network Functions (PNFs) or Virtual Network Functions (VNFs).

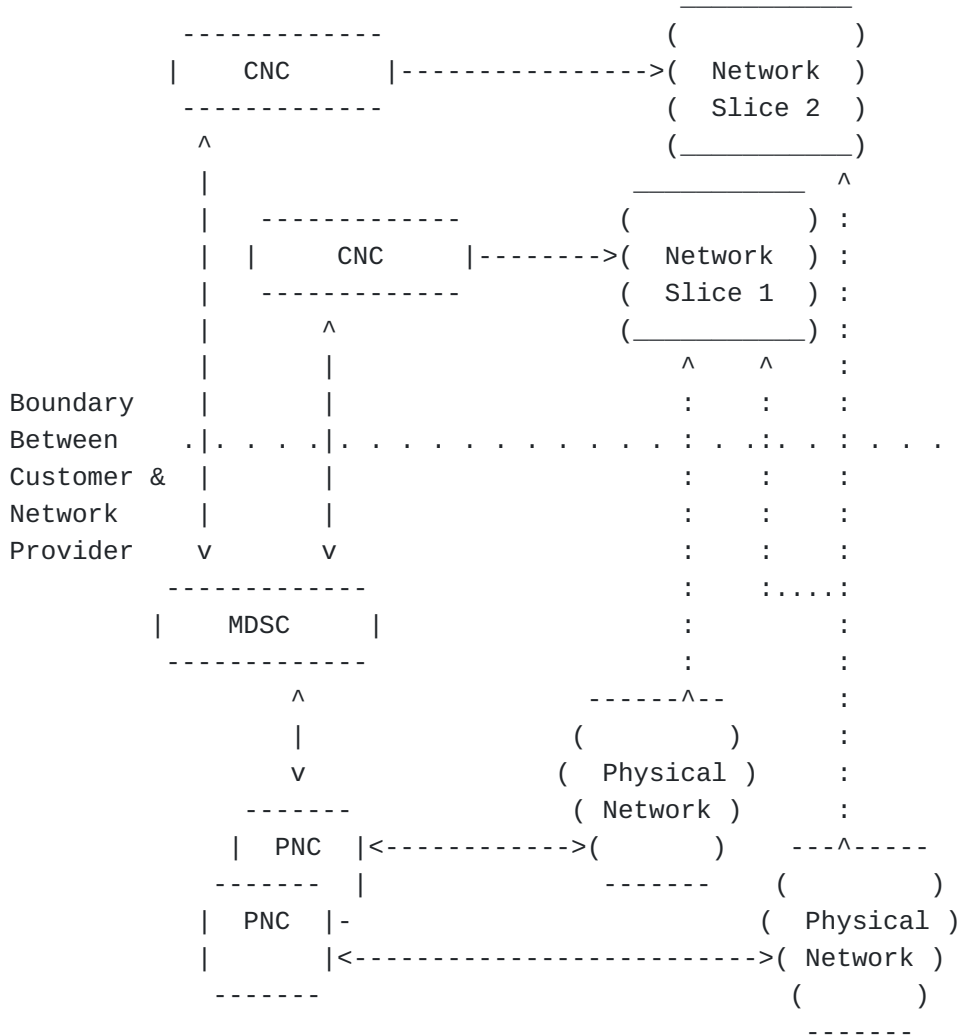


Figure 4: Network Slicing

4. YANG Models

4.1. Network Slice Service Mapping from TE to ACTN VN Models

The role of the TE-service mapping model [[I-D.ietf-teas-te-service-mapping-yang](#)] is to create a binding relationship across a Layer 3 Service Model (L3SM) [[RFC8299](#)], Layer 2 Service Model (L2SM) [[RFC8466](#)], and TE Tunnel model [[I-D.ietf-teas-yang-te](#)], via the generic ACTN Virtual Network (VN) model [[I-D.ietf-teas-actn-vn-yang](#)].

The ACTN VN model is a generic virtual network service model that allows customers to specify a VN that meets the customer's service

objectives with various constraints on how the service is delivered. For example, a request for a network slice service may be mapped directly to a request for a VN.

The TE-service mapping model [[I-D.ietf-teas-te-service-mapping-yang](#)] is used to bind the L3SM with TE-specific parameters. This binding facilitates seamless service operation and enables visibility of the underlay TE network. The TE-service model developed in that document can also be extended to support other services including L2SM, and the Layer 1 Connectivity Service Model (L1CSM) [[I-D.ietf-ccamp-l1csm-yang](#)] L1CSM network service models.

[Figure 5](#) shows the relationship between the models discussed above.

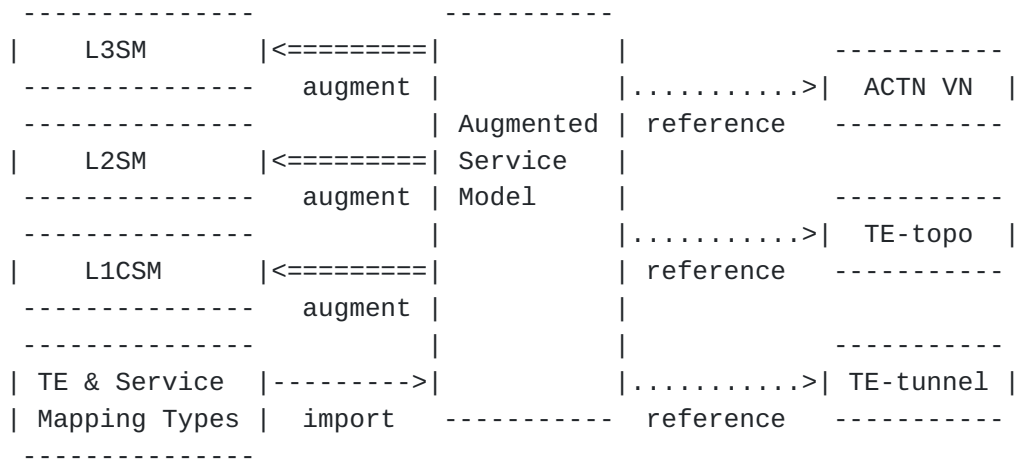


Figure 5: TE-Service Mapping

4.2. Interfaces and Yang Models

[Figure 6](#) shows the three ACTN components and two ACTN interfaces as listed in [Section 3](#). The figure also shows the Device Configuration Interface between the PNC and the devices in the physical network. That interface might be used to install state on every device in the network, or might instruct a "head-end" node when a control plane is used within the physical network. In the context of [[RFC8309](#)], the Device Configuration Interface uses one or more device configuration models.

The figure also shows the Network Slice Service Interface. This interface allows a customer to make requests for delivery of the service, and it facilitates the customer modifying and monitoring the service. In the context of [[RFC8309](#)], this is a customer service interface and uses a service model.

When an ACTN system is used to manage the delivery of network slices, a network slice resource model is needed. This model will be used for instantiation, operation, and monitoring of network and function resource slices. The YANG model defined in [[I-D.ietf-teas-ietf-network-slice-nbi-yang](#)] provides a suitable basis for requesting, controlling, and deletion, of network slices.

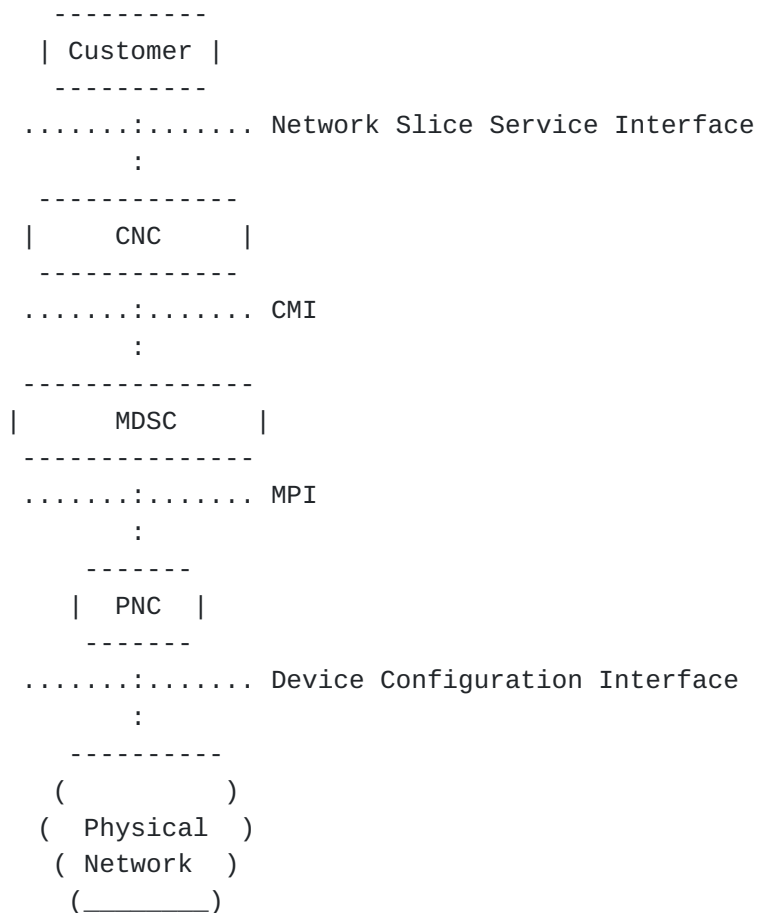


Figure 6: The Yang Interfaces in Context

4.3. ACTN VN Telemetry

The ACTN VN KPI telemetry model [[I-D.ietf-teas-actn-pm-telemetry-autonomics](#)] provides a way for a customer to define performance monitoring relevant for its VN/network slice via the NETCONF subscription mechanisms [[RFC8639](#)], [[RFC8640](#)], or using the equivalent mechanisms in RESTCONF [[RFC8641](#)], [[RFC8650](#)].

Key characteristics of [[I-D.ietf-teas-actn-pm-telemetry-autonomics](#)] include the following.

- *An ability to provide scalable VN-level telemetry aggregation based on a customer subscription model for key performance parameters defined by the customer.
- *An ability to facilitate proactive re-optimization and reconfiguration of VNs/network slices based on autonomic network traffic engineering scaling configuration mechanisms.

5. IANA Considerations

This document makes no requests for action by IANA.

6. Security Considerations

Network slicing involves the control of network resources in order to meet the service requirements of customers. In some deployment models using ACTN, the customer may directly request modification in the behaviour of resources owned and operated by a service provider. Such changes could significantly affect the service provider's ability to provide services to other customers. Furthermore, the resources allocated for or consumed by a customer will typically be billable by the service provider.

Therefore, it is crucial that the mechanisms used in any network slicing system allow for authentication of requests, security of those requests, and tracking of resource allocations.

It should also be noted that while the partitioning or slicing of resources is virtual, as mentioned in [Section 2.3](#) the customers expect and require that there is no risk of leakage of data from one slice to another, no transfer of knowledge of the structure or even existence of other slices. Further, in some service requests, there is an expectation that changes to one slice (under the control of one customer) should not have detrimental effects on the operation of other slices (whether under control of different or the same customers) even within limits allowed within the SLA. Thus, slices are assumed to be private and to provide the appearance of genuine physical connectivity.

Some service providers may offer secure network slices as a service. Such services may claim to include edge-to-edge encryption for the customer's traffic. However, a customer should take full responsibility for the privacy and integrity of their traffic and should carefully consider using their own edge-to-edge encryption.

ACTN operates using the NETCONF [[RFC6241](#)] or RESTCONF [[RFC8040](#)] protocols and assumes the security characteristics of those

protocols. Deployment models for ACTN should fully explore the authentication and other security aspects before networks start to carry live traffic.

7. Acknowledgements

Thanks to Qin Wu, Andy Jones, Ramon Casellas, Gert Grammel, and Kiran Makhijani for their insight and useful discussions about network slicing.

This work is partially supported by the European Commission under Horizon 2020 grant agreement number 101015857 Secured autonomic traffic management for a Tera of SDN flows (Teraflow).

8. Contributors

The following people contributed text to this document.

Young Lee

Email: younglee.tx@gmail.com

Mohamed Boucadair

Email: mohamed.boucadair@orange.com

Sergio Belotti

Email: sergio.belotti@nokia.com

Daniele Ceccarelli

Email: daniele.ceccarelli@ericsson.com

9. Informative References

[I-D.dong-teas-enhanced-vpn-vtn-scalability]

Dong, J., Li, Z., Gong, L., Yang, G., Guichard, J. N., Mishra, G., and F. Qin, "Scalability Considerations for Enhanced VPN (VPN+)", Work in Progress, Internet-Draft, draft-dong-teas-enhanced-vpn-vtn-scalability-04, 25 October 2021, <<https://www.ietf.org/archive/id/draft-dong-teas-enhanced-vpn-vtn-scalability-04.txt>>.

[I-D.ietf-ccamp-l1csm-yang] Lee, Y., Lee, K., Zheng, H., Dios, O. G.

D., and D. Ceccarelli, "A YANG Data Model for L1 Connectivity Service Model (L1CSM)", Work in Progress, Internet-Draft, draft-ietf-ccamp-l1csm-yang-17, 10 July

2022, <<https://www.ietf.org/archive/id/draft-ietf-ccamp-11csm-yang-17.txt>>.

[I-D.ietf-teas-actn-pm-telemetry-autonomics]

Lee, Y., Dhody, D., Vilalta, R., King, D., and D. Ceccarelli, "YANG models for Virtual Network (VN)/TE Performance Monitoring Telemetry and Scaling Intent Autonomics", Work in Progress, Internet-Draft, draft-ietf-teas-actn-pm-telemetry-autonomics-09, 11 July 2022, <<https://www.ietf.org/archive/id/draft-ietf-teas-actn-pm-telemetry-autonomics-09.txt>>.

[I-D.ietf-teas-actn-vn-yang] Lee, Y., Dhody, D., Ceccarelli, D., Bryskin, I., and B. Y. Yoon, "A YANG Data Model for Virtual Network (VN) Operations", Work in Progress, Internet-Draft, draft-ietf-teas-actn-vn-yang-15, 11 July 2022, <<https://www.ietf.org/archive/id/draft-ietf-teas-actn-vn-yang-15.txt>>.

[I-D.ietf-teas-enhanced-vpn] Dong, J., Bryant, S., Li, Z., Miyasaka, T., and Y. Lee, "A Framework for Enhanced Virtual Private Network (VPN+) Services", Work in Progress, Internet-Draft, draft-ietf-teas-enhanced-vpn-10, 6 March 2022, <<https://www.ietf.org/archive/id/draft-ietf-teas-enhanced-vpn-10.txt>>.

[I-D.ietf-teas-ietf-network-slice-nbi-yang] Wu, B., Dhody, D., Rokui, R., Saad, T., and L. Han, "IETF Network Slice Service YANG Model", Work in Progress, Internet-Draft, draft-ietf-teas-ietf-network-slice-nbi-yang-02, 11 July 2022, <<https://www.ietf.org/archive/id/draft-ietf-teas-ietf-network-slice-nbi-yang-02.txt>>.

[I-D.ietf-teas-ietf-network-slices]

Farrel, A., Drake, J., Rokui, R., Homma, S., Makhijani, K., Contreras, L. M., and J. Tantsura, "Framework for IETF Network Slices", Work in Progress, Internet-Draft, draft-ietf-teas-ietf-network-slices-14, 3 August 2022, <<https://www.ietf.org/archive/id/draft-ietf-teas-ietf-network-slices-14.txt>>.

[I-D.ietf-teas-rfc3272bis]

Farrel, A., "Overview and Principles of Internet Traffic Engineering", Work in Progress, Internet-Draft, draft-ietf-teas-rfc3272bis-20, 11 July 2022, <<https://>

www.ietf.org/archive/id/draft-ietf-teas-rfc3272bis-20.txt>.

[I-D.ietf-teas-te-service-mapping-yang]

Lee, Y., Dhody, D., Fioccola, G., Wu, Q., Ceccarelli, D., and J. Tantsura, "Traffic Engineering (TE) and Service Mapping YANG Data Model", Work in Progress, Internet-Draft, draft-ietf-teas-te-service-mapping-yang-11, 11 July 2022, <<https://www.ietf.org/archive/id/draft-ietf-teas-te-service-mapping-yang-11.txt>>.

[I-D.ietf-teas-yang-te] Saad, T., Gandhi, R., Liu, X., Beeram, V. P., Bryskin, I., and O. G. D. Dios, "A YANG Data Model for Traffic Engineering Tunnels, Label Switched Paths and Interfaces", Work in Progress, Internet-Draft, draft-ietf-teas-yang-te-30, 11 July 2022, <<https://www.ietf.org/archive/id/draft-ietf-teas-yang-te-30.txt>>.

[RFC6241] Enns, R., Ed., Bjorklund, M., Ed., Schoenwaelder, J., Ed., and A. Bierman, Ed., "Network Configuration Protocol (NETCONF)", RFC 6241, DOI 10.17487/RFC6241, June 2011, <<https://www.rfc-editor.org/info/rfc6241>>.

[RFC7665] Halpern, J., Ed. and C. Pignataro, Ed., "Service Function Chaining (SFC) Architecture", RFC 7665, DOI 10.17487/RFC7665, October 2015, <<https://www.rfc-editor.org/info/rfc7665>>.

[RFC8040] Bierman, A., Bjorklund, M., and K. Watsen, "RESTCONF Protocol", RFC 8040, DOI 10.17487/RFC8040, January 2017, <<https://www.rfc-editor.org/info/rfc8040>>.

[RFC8299] Wu, Q., Ed., Litkowski, S., Tomotaki, L., and K. Ogaki, "YANG Data Model for L3VPN Service Delivery", RFC 8299, DOI 10.17487/RFC8299, January 2018, <<https://www.rfc-editor.org/info/rfc8299>>.

[RFC8309] Wu, Q., Liu, W., and A. Farrel, "Service Models Explained", RFC 8309, DOI 10.17487/RFC8309, January 2018, <<https://www.rfc-editor.org/info/rfc8309>>.

[RFC8453] Ceccarelli, D., Ed. and Y. Lee, Ed., "Framework for Abstraction and Control of TE Networks (ACTN)", RFC 8453, DOI 10.17487/RFC8453, August 2018, <<https://www.rfc-editor.org/info/rfc8453>>.

[RFC8454] Lee, Y., Belotti, S., Dhody, D., Ceccarelli, D., and B. Yoon, "Information Model for Abstraction and Control of TE Networks (ACTN)", RFC 8454, DOI 10.17487/RFC8454,

September 2018, <<https://www.rfc-editor.org/info/rfc8454>>.

- [RFC8466] Wen, B., Fioccola, G., Ed., Xie, C., and L. Jalil, "A YANG Data Model for Layer 2 Virtual Private Network (L2VPN) Service Delivery", RFC 8466, DOI 10.17487/RFC8466, October 2018, <<https://www.rfc-editor.org/info/rfc8466>>.
- [RFC8639] Voit, E., Clemm, A., Gonzalez Prieto, A., Nilsen-Nygaard, E., and A. Tripathy, "Subscription to YANG Notifications", RFC 8639, DOI 10.17487/RFC8639, September 2019, <<https://www.rfc-editor.org/info/rfc8639>>.
- [RFC8640] Voit, E., Clemm, A., Gonzalez Prieto, A., Nilsen-Nygaard, E., and A. Tripathy, "Dynamic Subscription to YANG Events and Datastores over NETCONF", RFC 8640, DOI 10.17487/RFC8640, September 2019, <<https://www.rfc-editor.org/info/rfc8640>>.
- [RFC8641] Clemm, A. and E. Voit, "Subscription to YANG Notifications for Datastore Updates", RFC 8641, DOI 10.17487/RFC8641, September 2019, <<https://www.rfc-editor.org/info/rfc8641>>.
- [RFC8650] Voit, E., Rahman, R., Nilsen-Nygaard, E., Clemm, A., and A. Bierman, "Dynamic Subscription to YANG Events and Datastores over RESTCONF", RFC 8650, DOI 10.17487/RFC8650, November 2019, <<https://www.rfc-editor.org/info/rfc8650>>.

Authors' Addresses

Daniel King
Old Dog Consulting

Email: daniel@olddog.co.uk

John Drake
Juniper Networks

Email: jdrake@juniper.net

Haomian Zheng
Huawei Technologies

Email: zhenghaomian@huawei.com

Adrian Farrel
Old Dog Consulting

Email: adrian@olddog.co.uk