

TEAS WG
Internet Draft
Intended status: standard track
Expires: September 5, 2019

Young Lee
Dhruv Dhody
Huawei

Daniele Ceccarelli
Ericsson

Jeff Tantsura
Apstra

Giuseppe Fioccola
Huawei

Qin Wu
Huawei

March 5, 2019

Traffic Engineering and Service Mapping Yang Model

[draft-ietf-teas-te-service-mapping-yang-00](#)

Abstract

This document provides a YANG data model to map customer service models (e.g., the L3VPM Service Model) to Traffic Engineering (TE) models (e.g., the TE Tunnel or the Abstraction and Control of Traffic Engineered Networks Virtual Network model). This model is referred to as TE Service Mapping Model and is applicable generically to the operator's need for seamless control and management of their VPN services with TE tunnel support.

The model is principally used to allow monitoring and diagnostics of the management systems to show how the service requests are mapped onto underlying network resource and TE models.

Status of this Memo

This Internet-Draft is submitted to IETF in full conformance with the provisions of [BCP 78](#) and [BCP 79](#).

Internet-Drafts are working documents of the Internet Engineering Task Force (IETF), its areas, and its working groups. Note that other groups may also distribute working documents as Internet-Drafts.

Internet-Drafts are draft documents valid for a maximum of six months and may be updated, replaced, or obsoleted by other documents at any time. It is inappropriate to use Internet-Drafts as reference material or to cite them other than as "work in progress."

The list of current Internet-Drafts can be accessed at
<http://www.ietf.org/ietf/1id-abstracts.txt>

The list of Internet-Draft Shadow Directories can be accessed at
<http://www.ietf.org/shadow.html>.

This Internet-Draft will expire on September 5, 2019.

Copyright Notice

Copyright (c) 2019 IETF Trust and the persons identified as the document authors. All rights reserved.

This document is subject to [BCP 78](#) and the IETF Trust's Legal Provisions Relating to IETF Documents (<http://trustee.ietf.org/license-info>) in effect on the date of publication of this document. Please review these documents carefully, as they describe your rights and restrictions with respect to this document. Code Components extracted from this document must include Simplified BSD License text as described in Section 4.e of the [Trust Legal Provisions](#) and are provided without warranty as described in the Simplified BSD License.

Table of Contents

1.	Introduction.....	3
1.1.	Terminology.....	4
1.2.	Tree diagram.....	4
1.3.	Prefixes in Data Node Names.....	4
2.	TE & Service Related Parameters.....	5
2.1.	VN/Tunnel Selection Requirements.....	5
2.2.	Availability Requirement.....	7
3.	YANG Modeling Approach.....	7
3.1.	Forward Compatibility.....	8
4.	L3VPN Architecture in the ACTN Context.....	8
4.1.	Service Mapping.....	11
4.2.	Site Mapping.....	12
5.	Applicability of TE-Service Mapping in Generic context.....	12
6.	YANG Data Trees.....	13

7. YANG Data Models.....	14
8. Security.....	24
9. IANA Considerations.....	24
10. Acknowledgements.....	26
11. References.....	26
11.1. Informative References.....	26
12. Contributors.....	27
Authors' Addresses.....	27

[1. Introduction](#)

Data models are a representation of objects that can be configured or monitored within a system. Within the IETF, YANG [[RFC6020](#)] is the language of choice for documenting data models, and YANG models have been produced to allow configuration or modeling of a variety of network devices, protocol instances, and network services. YANG data models have been classified in [[RFC8199](#)] and [[RFC8309](#)].

Framework for Abstraction and Control of Traffic Engineered Networks (ACTN) [[RFC8453](#)] introduces an architecture to support virtual network services and connectivity services. [[ACTN-VN-YANG](#)] defines a YANG model and describes how customers or end-to-end orchestrators can request and/or instantiate a generic virtual network service. [[ACTN-Applicability](#)] describes the way IETF YANG models of different classifications can be applied to the ACTN interfaces. In particular, it describes how customer service models can be mapped into the CNC-MDSC Interface (CMI) of the ACTN architecture.

The models presented in this document are also applicable in generic context [[RFC8309](#)] as part of Customer Service Model used between Service Orchestrator and Customer.

[[RFC8299](#)] provides a L3VPN service delivery YANG model for PE-based VPNs. The scope of that draft is limited to a set of domains under control of the same network operator to deliver services requiring TE tunnels.

[[L2SM](#)] provides a L2VPN service delivery YANG model for PE-based VPNs. The scope of that draft is limited to a set of domains under control of the same network operator to deliver services requiring TE tunnels.

[[L1CSM](#)] provides a L1 connectivity service delivery YANG model for PE-based VPNs. The scope of that draft is limited to a set of domains under control of the same network operator to deliver services requiring TE tunnels.

While the IP/MPLS Provisioning Network Controller (PNC) is responsible for provisioning the VPN service on the Provider Edge (PE) nodes, the Multi-Domain Service Coordinator (MDSC) can coordinate how to map the VPN services onto Traffic Engineering (TE) tunnels. This is consistent with the two of the core functions of the MDSC specified in [[RFC8453](#)]:

- . Customer mapping/translation function: This function is to map customer requests/commands into network provisioning requests that can be sent to the PNC according to the business policies that have been provisioned statically or dynamically. Specifically, it provides mapping and translation of a customer's service request into a set of parameters that are specific to a network type and technology such that the network configuration process is made possible.
- . Virtual service coordination function: This function translates customer service-related information into virtual network service operations in order to seamlessly operate virtual networks while meeting a customer's service requirements. In the context of ACTN, service/virtual service coordination includes a number of service orchestration functions such as multi-destination load balancing, guarantees of service quality, bandwidth and throughput. It also includes notifications for service fault and performance degradation and so forth.

[Section 2](#) describes a set of TE & service related parameters that this document addresses as new and advanced parameters that are not included in generic service models. [Section 3](#) discusses YANG modeling approach.

[1.1](#). Terminology

Refer to [[RFC8453](#)], [[RFC7926](#)], and [[RFC8309](#)] for the key terms used in this document.

[1.2](#). Tree diagram

A simplified graphical representation of the data model is used in [Section 5](#) of this document. The meaning of the symbols in these diagrams is defined in [[RFC8340](#)].

[1.3](#). Prefixes in Data Node Names

In this document, names of data nodes and other data model objects are prefixed using the standard prefix associated with the

corresponding YANG imported modules, as shown in Table 1.

Prefix	YANG module	Reference
tsm-types	ietf-te-service-mapping-types	[RFCXXXX]
l1	ietf-l1csm	[L1CSM]
l2vpn-svc	ietf-l2vpn-svc	[L2SM]
l3vpn-svc	ietf-l3vpn-svc	[RFC8299]
l1-tsm	ietf-l1csm-te-service-mapping	[RFCXXXX]
l2-tsm	ietf-l2sm-te-service-mapping	[RFCXXXX]
l3-tsm	ietf-l3sm-te-service-mapping	[RFCXXXX]
vn	ietf-vn	[ACTN-VN]
nw	ietf-network	[RFC8345]
te-types	ietf-te-types	[TE-Types]
te-topo	ietf-te-topology	[TE-Topo]
te	ietf-te	[TE-Tunnel]

Table 1: Prefixes and corresponding YANG modules

Note: The RFC Editor will replace XXXX with the number assigned to the RFC once this draft becomes an RFC.

2. TE & Service Related Parameters

While L1/2/3 service models [[L1CSM](#), [L2SM](#), L3SM] are intended to provide service-specific parameters for VPN service instances, there are a number of TE & Service related parameters that are not included in the generic service models.

Additional service parameters and policies that are not included in the aforementioned service models are addressed in the YANG models defined in this document.

2.1. VN/Tunnel Selection Requirements

In some cases, the service requirements may need addition TE tunnels to be established. This may occur when there are no suitable existing TE tunnels that can support the service requirements, or when the operator would like to dynamically create and bind tunnels to the VPN such that they are not shared by other VPNs, for example, for network slicing. The establishment of TE tunnels is subject to the network operator's policies.

To summarize, there are three modes of VN/Tunnel selection operations to be supported as follows. Additional modes may be defined in the future.

- o New VN/Tunnel Binding - A customer could request a VPN service based on VN/Tunnels that are not shared with other existing or future services. This might be to meet VPN isolation requirements. Further, the YANG model described in [Section 5](#) of this document can be used to describe the mapping between the VPN service and the ACTN VN. The VN (and TE tunnels) could be bound to the VPN and not used for any other VPN.

Under this mode, the following sub-categories can be supported:

1. Hard Isolation with deterministic characteristics: A customer could request a VPN service using a set of TE Tunnels with deterministic characteristics requirements (e.g., no latency variation) and where that set of TE Tunnels must not be shared with other VPN services and must not compete for bandwidth or other network resources with other TE Tunnels.
 2. Hard Isolation: This is similar to the above case but without the deterministic characteristics requirements.
 3. Soft Isolation: The customer requests a VPN service using a set of TE tunnels which can be shared with other VPN services.
- o VN/Tunnel Sharing - A customer could request a VPN service where new tunnels (or a VN) do not need to be created for each VPN and can be shared across multiple VPNs. Further, the mapping YANG model described in [Section 5](#) of this document can be used to describe the mapping between the VPN service and the tunnels in use. No modification of the properties of a tunnel (or VN) is allowed in this mode: an existing tunnel can only be selected.
 - o VN/Tunnel Modify - This mode allows the modification of the properties of the existing VN/tunnel (e.g., bandwidth).

2.2. Availability Requirement

Availability is another service requirement or intent that may influence the selection or provisioning of TE tunnels or a VN to support the requested service. Availability is a probabilistic measure of the length of time that a VPN/VN instance functions without a network failure.

The availability level will need to be translated into network specific policies such as the protection/reroute policy associated with a VN or Tunnel. The means by which this is achieved is not in the scope of this draft.

3. YANG Modeling Approach

This section provides how the TE & Service mapping parameters are supported using augmentation of the existing service models (i.e., [L1CSM], [L2SM], and [L3SM]). Figure 1 shows the scope of the Augmented LxSM Model.

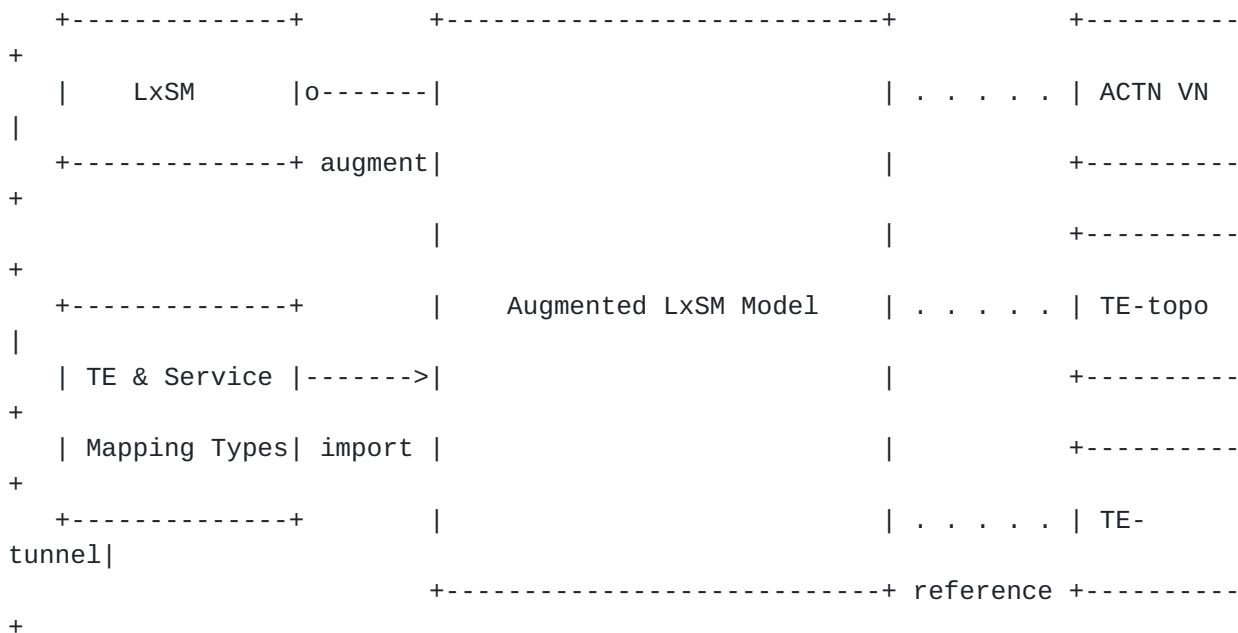


Figure 1. Augmented LxSM Model

The Augmented LxSM model (where x=1,2,3) augments the basic LxSM model while importing the common TE & Service related parameters (defined in [Section 2](#)) grouping information from TE & Service Mapping Types. The TE & Service Mapping Types (ietf-te-service-

mapping-types) module is the repository of all common groupings imported by each augmented LxSM model. Any future service models would import this grouping file.

The role of the augmented LxSm service model is to expose the mapping relationship between service models and TE models so that VN/VPN service instantiations provided by the underlying TE networks

can be viewed outside of the MDSC, for example by an operator who is diagnosing the behavior of the network. It also allows for the customers to access operational state information about how their services are instantiated with the underlying VN, TE topology or TE tunnels provided that the MDSC operator is willing to share that information. This mapping will facilitate a seamless service management operation with underlay-TE network visibility.

As seen in Figure 1, the augmented LxSM service model records a mapping between the customer service models and the ACTN VN YANG model. Thus, when the MDSC receives a service request it creates a VN that meets the customer's service objectives with various constraints via TE-topology model [TE-topo], and this relationship is recorded by the Augmented LxSM Model. The model also supports a mapping between a service model and TE-topology or a TE-tunnel.

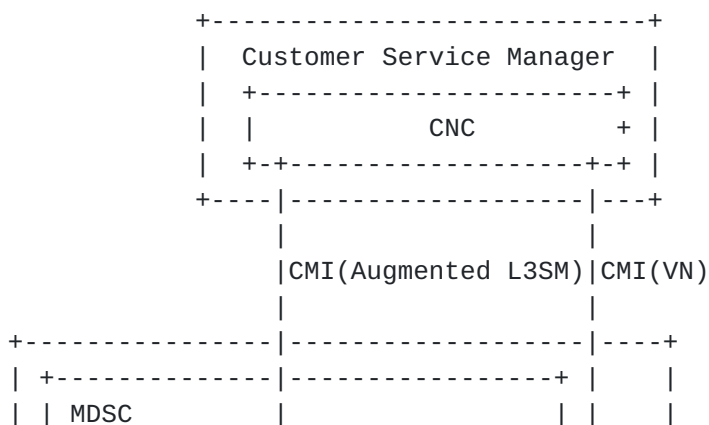
3.1. Forward Compatibility

The YANG module defined in this document supports three existing service models via augmenting while sharing the common TE & Service Mapping Types.

It is possible that new service models will be defined at some future time and that it will be desirable to map them to underlying TE constructs in the same way as the three existing models are augmented.

4. L3VPN Architecture in the ACTN Context

Figure 2 shows the architectural context of this document referencing the ACTN components and interfaces.



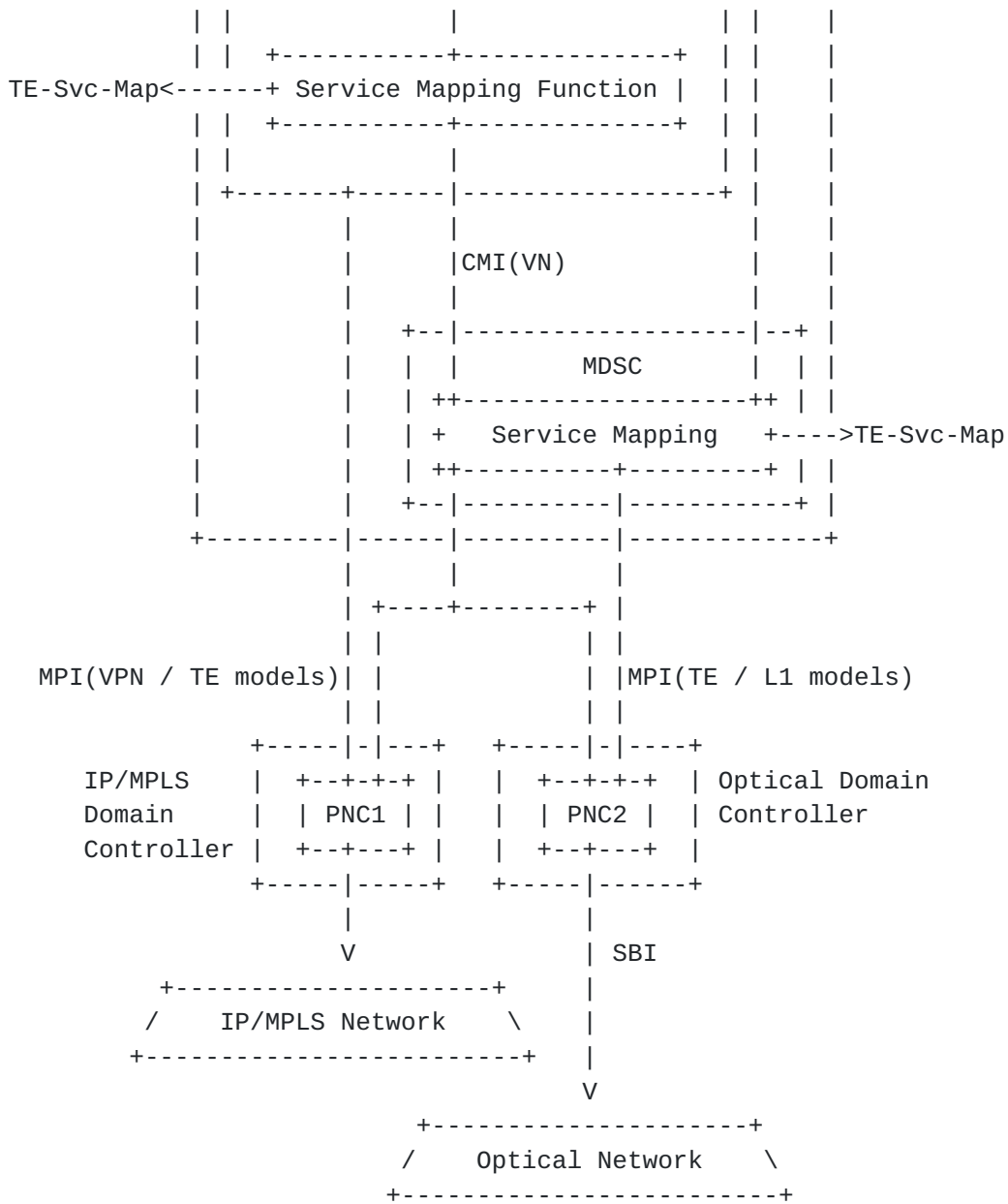


Figure 2: L3VPN Architecture from the IP+Optical Network Perspective

There are three main entities in the ACTN architecture and shown in Figure 2.

- . CNC: The Customer Network Controller is responsible for generating service requests. In the context of an L3VPN, the CNC uses the Augmented L3SM to express the service request and communicate it to the network operator.

- . MDSC: This entity is responsible for coordinating a L3VPN service request (expressed via the Augmented L3SM) with the IP/MPLS PNC and the Transport PNC. For TE services, one of the key responsibilities of the MDSC is to coordinate with both the IP PNC and the Transport PNC for the mapping of the Augmented L3VPN Service Model to the ACTN VN model. In the VN/TE-tunnel binding case, the MDSC will need to coordinate with the Transport PNC to dynamically create the TE-tunnels in the transport network as needed. These tunnels are added as links in the IP/MPLS Layer topology. The MDSC coordinates with IP/MPLS PNC to create the TE-tunnels in the IP/MPLS layer, as part of the ACTN VN creation.
- . PNC: The Provisioning Network Controller is responsible for configuring and operating the network devices. Figure 2 shows two distinct PNCs.
 - o IP/MPLS PNC (PNC1): This entity is responsible for device configuration to create PE-PE L3VPN tunnels for the VPN customer and for the configuration of the L3VPN VRF on the PE nodes. Each network element would select a tunnel based on the configuration.
 - o Transport PNC (PNC2): This entity is responsible for device configuration for TE tunnels in the transport networks.

There are four main interfaces shown in Figure 2.

- . CMI: The CNC-MDSC Interface is used to communicate service requests from the customer to the operator. The requests may be expressed as Augmented VPN service requests (L2SM, L3SM), as connectivity requests (L1CSM), or as virtual network requests (ACTN VN).
- . MPI: The MDSC-PNC Interface is used by the MDSC to orchestrate networks under the control of PNCs. The requests on this interface may use TE tunnel models, TE topology models, VPN network configuration models or layer one connectivity models.
- . SBI: The Southbound Interface is used by the PNC to control network devices and is out of scope for this document.
- . The TE Service Mapping Model as described in this document can be used to see the mapping between service models and VN models and TE Tunnel/Topology models. That mapping may occur in the CNC if a service request is mapped to a VN request. Or it may occur in the MDSC where a service request is mapped to a TE tunnel, TE topology, or VPN network configuration model. The TE Service Mapping Model may be read from the CNC or MDSC to understand how the mapping has been made and to see the purpose for which network resources are used.

As shown in Figure 2, the MDSC may be used recursively. For example, the CNC might map a L3SM request to a VN request that it sends to a recursive MDSC.

The high-level control flows for one example are as follows:

1. A customer asks for an L3VPN between CE1 and CE2 using the Augmented L3SM model.
2. The MDSC considers the service request and local policy to determine if it needs to create a new VN or any TE Topology, and if that is the case, ACTN VN YANG [[ACTN-VN-YANG](#)] is used to configure a new VN based on this VPN and map the VPN service to the ACTN VN. In case an existing tunnel is to be used, each device will select which tunnel to use and populate this mapping information.
3. The MDSC interacts with both the IP/MPLS PNC and the Transport PNC to create a PE-PE tunnel in the IP network mapped to a TE tunnel in the transport network by providing the inter-layer access points and tunnel requirements. The specific service information is passed to the IP/MPLS PNC for the actual VPN configuration and activation.
 - a. The Transport PNC creates the corresponding TE tunnel matching with the access point and egress point.
 - b. The IP/MPLS PNC maps the VPN ID with the corresponding TE tunnel ID to bind these two IDs.
4. The IP/MPLS PNC creates/updates a VRF instance for this VPN customer. This is not in the scope of this document.

4.1. Service Mapping

Augmented L3SM and L2SM can be used to request VPN service creation including the creation of sites and corresponding site network access connection between CE and PE. A VPN-ID is used to identify each VPN service ordered by the customer. The ACTN VN can be used further to establish PE-to-PE connectivity between VPN sites belonging to the same VPN service. A VN-ID is used to identify each virtual network established between VPN sites.

Once the ACTN VN has been established over the TE network (maybe a new VN, maybe modification of an existing VN, or maybe the use of an unmodified existing VN), the mapping between the VPN service and the ACTN VN service can be created.

4.2. Site Mapping

The elements in Augmented L3SM and L2SM define site location parameters and constraints such as distance and access diversity that can influence the placement of network attachment points (i.e, virtual network access points (VNAP)). To achieve this, a central directory can be set up to establish the mapping between location parameters and constraints and network attachment point location. Suppose multiple attachment points are matched, the management system can use constraints or other local policy to select the best candidate network attachment points.

After a network attachment point is selected, the mapping between VPN site and VNAP can be established as shown in Table 1.

Site	Network	Location (Address, Postal Code, State, City, Country Code)	Access Diversity (Constraint-Type, Group-id, Target Group-id)	PE
SITE1	ACCESS1	(, , US, NewYork,)	(10, PE-Diverse, 10)	PE1
SITE2	ACCESS2	(, , CN, Beijing,)	(10, PE-Diverse, 10)	PE2
SITE3	ACCESS3	(, , UK, London,)	(12, same-PE, 12)	PE4
SITE4	ACCESS4	(, , FR, Paris,)	(20, Bearer-Diverse, 20)	PE7

Table 1 : Mapping Between VPN Site and VNAP

5. Applicability of TE-Service Mapping in Generic context

As discussed in the Introduction Section, the models presented in this document are also applicable generically outside of the ACTN architecture. [RFC8309] defines Customer Service Model between Customer and Service Orchestrator and Service Delivery Model between Service Orchestrator and Network Orchestrator(s). TE-Service mapping models defined in this document can be regarded primarily as Customer Service Model and secondarily as Service Deliver Model.

6. YANG Data Trees

```
module: ietf-l1csm-te-service-mapping
  augment /l1:l1-connectivity/l1:services/l1:service:
    +-rw te-service-mapping!
  augment /l1:l1-connectivity/l1:services/l1:service:
    +-rw te-mapping
      +-rw map-type?          identityref
      +-rw availability-type?  identityref
      +-rw (te)?
        +--:(actn-vn)
          | +-rw actn-vn-ref?  -> /vn:actn/vn/vn-list/vn-id
        +--:(te-topo)
          | +-rw vn-topology-id?  te-types:te-topology-id
          | +-rw abstract-node?   -> /nw:networks/network/node/node-id
        +--:(te-tunnel)
          +-rw te-tunnel-list*    te:tunnel-ref
  augment /l1:l1-connectivity/l1:services/l1:service/l1:endpoint-1:
    +-rw (te)?
      +--:(actn-vn)
        | +-rw actn-vn-ref?    -> /vn:actn/ap/access-point-list/access-point-id
      +--:(te)
        +-rw ltp?              te-types:te-tp-id
  augment /l1:l1-connectivity/l1:services/l1:service/l1:endpoint-2:
    +-rw (te)?
      +--:(actn-vn)
        | +-rw actn-vn-ref?    -> /vn:actn/ap/access-point-list/access-point-id
      +--:(te)
        +-rw ltp?              te-types:te-tp-id
```

```
module: ietf-l2sm-te-service-mapping
  augment /l2vpn-svc:l2vpn-svc/l2vpn-svc:vpn-services/l2vpn-svc:vpn-service:
    +-rw te-service-mapping!
  augment /l2vpn-svc:l2vpn-svc/l2vpn-svc:vpn-services/l2vpn-svc:vpn-service:
    +-rw te-mapping
      +-rw map-type?          identityref
      +-rw availability-type?  identityref
      +-rw (te)?
        +--:(actn-vn)
          | +-rw actn-vn-ref?  -> /vn:actn/vn/vn-list/vn-id
        +--:(te-topo)
          | +-rw vn-topology-id?  te-types:te-topology-id
          | +-rw abstract-node?   -> /nw:networks/network/node/node-id
        +--:(te-tunnel)
          +-rw te-tunnel-list*    te:tunnel-ref
```



```

    augment /l2vpn-svc:l2vpn-svc/l2vpn-svc:sites/l2vpn-svc:site/l2vpn-svc:site-
network-
accesses/l2vpn-svc:site-network-access:
    +-rw (te)?
      +--:(actn-vn)
      |   +-rw actn-vn-ref?    -> /vn:actn/ap/access-point-list/access-point-
id
      +--:(te)
      |   +-rw ltp?            te-types:te-tp-id

module: ietf-l3sm-te-service-mapping
    augment /l3vpn-svc:l3vpn-svc/l3vpn-svc:vpn-services/l3vpn-svc:vpn-service:
    +-rw te-service-mapping!
    augment /l3vpn-svc:l3vpn-svc/l3vpn-svc:vpn-services/l3vpn-svc:vpn-service:
    +-rw te-mapping
      +-rw map-type?            identityref
      +-rw availability-type?    identityref
      +-rw (te)?
        +--:(actn-vn)
        |   +-rw actn-vn-ref?    -> /vn:actn/vn/vn-list/vn-id
        +--:(te-topo)
        |   +-rw vn-topology-id?  te-types:te-topology-id
        |   +-rw abstract-node?    -> /nw:networks/network/node/node-id
        +--:(te-tunnel)
        |   +-rw te-tunnel-list*  te:tunnel-ref
    augment /l3vpn-svc:l3vpn-svc/l3vpn-svc:sites/l3vpn-svc:site/l3vpn-
svc:site-
network-accesses/l3vpn-svc:site-network-access:
    +-rw (te)?
      +--:(actn-vn)
      |   +-rw actn-vn-ref?    -> /vn:actn/ap/access-point-list/access-point-
id
      +--:(te)
      |   +-rw ltp?            te-types:te-tp-id

```

7. YANG Data Models

The YANG codes are as follows:

```
<CODE BEGINS> file "ietf-te-service-mapping-types@2018-12-30.yang"
```

```
module ietf-te-service-mapping-types {
```

```
    namespace "urn:ietf:params:xml:ns:yang:ietf-te-service-mapping-
types";
```

```
prefix "tsm";
```

```
import ietf-te-types {  
    prefix "te-types";
```

```
    }

    import ietf-network {
        prefix "nw";
    }

    import ietf-te {
        prefix "te";
    }

    import ietf-vn {
        prefix "vn";
    }

    organization
        "IETF Traffic Engineering Architecture and Signaling (TEAS)
        Working Group";

    contact
        "Editor: Young Lee <leeyoung@huawei.com>
        Dhruv Dhody <dhruv.ietf@gmail.com>
        Qin Wu <bill.wu@huawei.com>";

    description
        "This module contains a YANG module for TE & Service mapping
        parameters and policies as a common grouping applicable to
        various service models (e.g., L1CSM, L2SM, L3SM, etc.)";

    revision 2018-12-30 {
        description
            "initial version.";
        reference
            "TBD";
    }

    /*
    * Identity for map-type
    */
    identity map-type {
        description
            "Base identity from which specific map types are
            derived.";
    }

    identity new {
        base map-type;
        description
            "The new VN/tunnels are binded to the service.";
    }
```



```
identity detnet-hard-isolation {
    base new;
    description
        "Hard isolation with deterministic characteristics.";
}

identity hard-isolation {
    base new;
    description
        "Hard isolation.";
}

identity soft-isolation {
    base new;
    description
        "Soft-isolation.";
}

identity select {
    base map-type;
    description
        "The VPN service selects an existing tunnel with no
        modification.";
}

identity modify {
    base map-type;
    description
        "The VPN service selects an existing tunnel and allows
        to modify the properties of the tunnel (e.g., b/w)";
}

/*
 * Identity for availability-type
 */
identity availability-type {
    description
        "Base identity from which specific map types are
        derived.";
}

identity level-1 {
    base availability-type;
    description
        "level 1: 99.9999%";
}

identity level-2 {
```



```
    base availability-type;
    description
      "level 2: 99.999%";
  }

  identity level-3 {
    base availability-type;
    description
      "level 3: 99.99%";
  }

  identity level-4 {
    base availability-type;
    description
      "level 4: 99.9%";
  }

  identity level-5 {
    base availability-type;
    description
      "level 5: 99%";
  }

  /*
   * Groupings
   */

  grouping te-ref {
    description
      "The reference to TE.";
    choice te {
      description
        "The TE";
      case actn-vn {
        leaf actn-vn-ref {
          type leafref {
            path "/vn:actn/vn:vn/vn:vn-list/vn:vn-id";
          }
          description
            "The reference to ACTN VN";
        }
      }
      case te-topo {
        leaf vn-topology-id {
          type te-types:te-topology-id;
          description
            "An identifier to the TE Topology Model
             where the abstract nodes and links of
```

the Topology can be found for Type 2

Lee, et al.

Expires September 2019

[Page 17]

```
        VNS";
    }
    leaf abstract-node {
        type leafref {
            path "/nw:networks/nw:network/nw:node/"
                + "nw:node-id";
        }
        description
            "a reference to the abstract node in TE
            Topology";
    }
}
case te-tunnel {
    leaf-list te-tunnel-list {
        type te:tunnel-ref;
        description
            "Reference to TE Tunnels";
    }
}

}

}

grouping te-endpoint-ref {
    description
        "The reference to TE endpoints.";
    choice te {
        description
            "The TE";
        case actn-vn {
            leaf actn-vn-ref {
                type leafref {
                    path "/vn:actn/vn:ap/vn:access-point-list"
                        + "/vn:access-point-id";
                }
                description
                    "The reference to ACTN VN";
            }
        }
        case te {
            leaf ltp {
                type te-types:te-tp-id;
                description
                    "Reference LTP in the TE-topology";
            }
        }
    }
}
```

}

```
    }

    grouping te-mapping {
      description
        "Mapping between Services and TE";
      container te-mapping {
        description
          "Mapping between Services and TE";
        leaf map-type {
          type identityref {
            base map-type;
          }
          description
            "Isolation Requirements, Tunnel Bind or
             Tunnel Selection";
        }
        leaf availability-type {
          type identityref {
            base availability-type;
          }
          description
            "Availability Requirement for the Service";
        }
        uses te-ref;
      }
    }
  }
}

<CODE ENDS>
```

<CODE BEGINS> file "ietf-l1csm-te-service-mapping@2018-10-05.yang"

```
module ietf-l1csm-te-service-mapping {

  namespace "urn:ietf:params:xml:ns:yang:ietf-l1csm-te-service-
mapping";

  prefix "tm";

  import ietf-te-service-mapping-types {
    prefix "tsm-types";
  }

  import ietf-l1csm {
    prefix "l1";
```

}

Lee, et al.

Expires September 2019

[Page 19]

```
organization
  "IETF Traffic Engineering Architecture and Signaling (TEAS)
  Working Group";

contact
  "Editor: Young Lee <leeyoung@huawei.com>
    Dhruv Dhody <dhruv.ietf@gmail.com>
    Qin Wu <bill.wu@huawei.com>";
description
  "This module contains a YANG module for the mapping of
  Layer 1 Connectivity Service Module (L1CSM) to the TE and VN ";

revision 2018-10-05 {
  description
    "initial version.";
  reference
    "TBD";
}

/*
 * Configuration data nodes
 */
augment "/l1:l1-connectivity/l1:services/l1:service" {
  description
    "l1csm augmented to include TE parameters and mapping";
  container te-service-mapping {
    presence "indicates l1 service to te mapping";
    description
      "Container to augment l1csm to TE parameters and mapping";
  }
}

augment "/l1:l1-connectivity/l1:services/l1:service" {
  description
    "This augment is only valid for TE mapping --
    te mapping is added";
  uses tsm-types:te-mapping;
}

augment "/l1:l1-connectivity/l1:services/l1:service/l1:endpoint-1" {
  description
    "This augment is only valid for TE mapping --
    endpoint-1 te-reference is added";
  uses tsm-types:te-endpoint-ref;
}

augment "/l1:l1-connectivity/l1:services/l1:service/l1:endpoint-2" {
```

description

Lee, et al.

Expires September 2019

[Page 20]


```
        "This augment is only valid for TE mapping --
        endpoint-2 te-reference is added";
    uses tsm-types:te-endpoint-ref;
}
}
```

<CODE ENDS>

<CODE BEGINS> file "ietf-l2sm-te-service-mapping@2018-10-05.yang"

```
module ietf-l2sm-te-service-mapping {

    namespace "urn:ietf:params:xml:ns:yang:ietf-l2sm-te-service-mapping";

    prefix "tm";

    import ietf-te-service-mapping-types {
        prefix "tsm-types";
    }

    import ietf-l2vpn-svc {
        prefix "l2vpn-svc";
    }

    organization
        "IETF Traffic Engineering Architecture and Signaling (TEAS)
        Working Group";

    contact
        "Editor: Young Lee <leeyoung@huawei.com>
          Dhruv Dhody <dhruv.ietf@gmail.com>
          Qin Wu <bill.wu@huawei.com>";

    description
        "This module contains a YANG module for the mapping of
        Layer 2 Service Model (L1CSM) to the TE and VN ";

    revision 2018-10-05 {
        description
            "initial version.";
        reference
            "TBD";
    }
}
```



```
    /*
     * Configuration data nodes
     */
    augment "/l2vpn-svc:l2vpn-svc/l2vpn-svc:vpn-services/l2vpn-svc:vpn-
service" {
    description
        "l2sm augmented to include TE parameters and mapping";
    container te-service-mapping {
        presence "indicates l2 service to te mapping";
        description
            "Container to augment l2sm to TE parameters and mapping";
    }
}

    augment "/l2vpn-svc:l2vpn-svc/l2vpn-svc:vpn-services/l2vpn-svc:vpn-
service" {
    description
        "This augment is only valid for TE mapping --
        te mapping is added";
    uses tsm-types:te-mapping;
}

    augment "/l2vpn-svc:l2vpn-svc/l2vpn-svc:sites/l2vpn-svc:site"
    +"/l2vpn-svc:site-network-accesses/l2vpn-svc:site-network-access" {
    description
        "This augment is only valid for TE mapping --
        network-access te-reference is added";
    uses tsm-types:te-endpoint-ref;
}
}
```

<CODE ENDS>

<CODE BEGINS> file "ietf-l3sm-te-service-mapping@2018-10-05.yang"

```
module ietf-l3sm-te-service-mapping {

    namespace "urn:ietf:params:xml:ns:yang:ietf-l3sm-te-service-mapping";

    prefix "tm";

    import ietf-te-service-mapping-types {
        prefix "tsm-types";
    }
```



```
}

import ietf-l3vpn-svc {
    prefix "l3vpn-svc";
}

organization
    "IETF Traffic Engineering Architecture and Signaling (TEAS)
    Working Group";

contact
    "Editor: Young Lee <leeyoung@huawei.com>
        Dhruv Dhody <dhruv.ietf@gmail.com>
        Qin Wu <bill.wu@huawei.com>";

description
    "This module contains a YANG module for the mapping of
    Layer 3 Service Model (L3SM) to the TE and VN ";

revision 2018-10-05 {
    description
        "initial version.";
    reference
        "TBD";
}

/*
 * Configuration data nodes
 */

augment "/l3vpn-svc:l3vpn-svc/l3vpn-svc:vpn-services/l3vpn-svc:vpn-
service" {
    description
        "l3sm augmented to include TE parameters and mapping";
    container te-service-mapping {
        presence "indicates l3 service to te mapping";
        description
            "Container to augment l3sm to TE parameters and mapping";
    }
}

augment "/l3vpn-svc:l3vpn-svc/l3vpn-svc:vpn-services/l3vpn-svc:vpn-
service" {
    description
        "This augment is only valid for TE mapping --
        te mapping is added";
    uses tsm-types:te-mapping;
}

augment "/l3vpn-svc:l3vpn-svc/l3vpn-svc:sites/l3vpn-svc:site"
```

```
+"/l3vpn-svc:site-network-accesses/l3vpn-svc:site-network-access" {
```

```
    description
      "This augment is only valid for TE mapping --
       network-access te-reference is added";
    uses tsm-types:te-endpoint-ref;
  }
}
```

<CODE ENDS>

8. Security

The configuration, state, and action data defined in this document are designed to be accessed via a management protocol with a secure transport layer, such as NETCONF [RFC6241]. The NETCONF access control model [RFC6536] provides the means to restrict access for particular NETCONF users to a preconfigured subset of all available NETCONF protocol operations and content.

A number of configuration data nodes defined in this document are writable/deletable (i.e., "config true") These data nodes may be considered sensitive or vulnerable in some network environments.

9. IANA Considerations

This document registers the following namespace URIs in the IETF XML registry [RFC3688]:

```
-----
URI: urn:ietf:params:xml:ns:yang:ietf-te-service-mapping-types
Registrant Contact: The IESG.
XML: N/A, the requested URI is an XML namespace.
-----
```

```
-----
URI: urn:ietf:params:xml:ns:yang:ietf-l1csm-te-service-mapping
Registrant Contact: The IESG.
XML: N/A, the requested URI is an XML namespace.
-----
```

```
-----
URI: urn:ietf:params:xml:ns:yang:ietf-l2sm-te-service-mapping
Registrant Contact: The IESG.
```

XML: N/A, the requested URI is an XML namespace.

URI: urn:ietf:params:xml:ns:yang:ietf-l3sm-te-service-mapping
Registrant Contact: The IESG.
XML: N/A, the requested URI is an XML namespace.

This document registers the following YANG modules in the YANG Module.

Names registry [[RFC7950](#)]:

name: ietf-te-service-mapping-types
namespace: urn:ietf:params:xml:ns:yang:ietf-te-service-mapping-types
reference: RFC XXXX (TDB)

name: ietf-l1csm-te-service-mapping
namespace: urn:ietf:params:xml:ns:yang:ietf-l1cms-te-service-mapping
reference: RFC XXXX (TDB)

name: ietf-l2sm-te-service-mapping
namespace: urn:ietf:params:xml:ns:yang:ietf-l2sm-te-service-mapping
reference: RFC XXXX (TDB)

name: ietf-l3sm-te-service-mapping
namespace: urn:ietf:params:xml:ns:yang:ietf-l3sm-te-service-mapping
reference: RFC XXXX (TDB)

10. Acknowledgements

We thank Diego Caviglia and Igor Bryskin for useful discussions and motivation for this work.

11. References

11.1. Informative References

- [RFC4110] R. Callon and M. Suzuki, "A Framework for Layer 3 Provider-Provisioned Virtual Private Networks (PPVPNs)", [RFC 4110](#), July 2005.
- [RFC6020] M. Bjorklund, Ed., "YANG - A Data Modeling Language for the Network Configuration Protocol (NETCONF)", [RFC 6020](#), October 2010.
- [RFC8309] Q. Wu, W. Liu and A. Farrel, "Service Models Explained", [RFC 8309](#), January 2018.
- [RFC8199] D. Bogdanovic, B. Claise, and C. Moberg, "YANG Module Classification", [RFC 8199](#), July 2017.
- [RFC6241] Enns, R., Ed., Bjorklund, M., Ed., Schoenwaelder, J., Ed., and A. Bierman, Ed., "Network Configuration Protocol (NETCONF)", [RFC 6241](#).
- [RFC8453] D. Cecarelli and Y. Lee, "Framework for Abstraction and Control of Traffic Engineered Networks", [RFC 8453](#), August 2018.
- [TE-Topo] X. Liu, et. al., "YANG Data Model for TE Topologies", [draft-ietf-teas-yang-te-topo](#), work in progress.
- [TE-Tunnel] T. Saad (Editor), "A YANG Data Model for Traffic Engineering Tunnels and Interfaces", [draft-ietf-teas-yang-te](#), work in progress.
- [TE-Types] T. Saad (Editor), "Traffic Engineering Common YANG Types", [draft-ietf-teas-yang-te-types](#), work in progress.
- [ACTN-VN-YANG] Y. Lee (Editor), "A Yang Data Model for ACTN VN Operation", [draft-lee-teas-actn-vn-yang](#), work in progress.

- [ACTN-Applicability] Y. Lee, et al, "Applicability of YANG models for Abstraction and Control of Traffic Engineered Networks, [draft-ietf-teas-actn-yang](#), work in progress.
- [RFC8299] Q. Wu, S. Litkowski, L.Tomotaki, and K. Ogaki, "YANG Data Model for L3VPN service delivery", [RFC 8299](#), January 2018.
- [L2SM] B. Wen, et al, "A YANG Data Model for L2VPN Service Delivery", [draft-ietf-l2sm-l2vpn-service-model](#), work in progress.
- [L1CSM] G. Fioccola, et al, "A Yang Data Model for L1 Connectivity Service Model (L1CSM)", [draft-ietf-ccamp-l1csm-yang](#), work in progress.

12. Contributors

Adrian Farrel
Old Dog Consulting

Email: adrian@olddog.co.uk

Italo Busi
Huawei Technologies

Email: Italo.Busi@huawei.com

Authors' Addresses

Young Lee
Huawei Technologies
5340 Legacy Drive
Plano, TX 75023, USA
Phone: (469)277-5838

Email: leeyoung@huawei.com

Dhruv Dhody
Huawei Technologies

Email: dhruv.ietf@gmail.com

Daniele Ceccarelli
Ericsson
Torshamnsgatan, 48
Stockholm, Sweden

Email: daniele.ceccarelli@ericsson.com

Jeff Tantsura
Apstra

EMail: jefftant@gmail.com

Giuseppe Fioccola
Huawei
Email: giuseppe.fioccola@huawei.com

Qin Wu
Huawei
Email: bill.wu@huawei.com