

TEAS Working Group  
Internet-Draft  
Intended status: Standards Track  
Expires: March 12, 2020

Y. Lee, Ed.  
SKKU  
D. Dhody, Ed.  
G. Fioccola  
Q. Wu, Ed.  
Huawei Technologies  
D. Ceccarelli  
Ericsson  
J. Tantsura  
Apstra  
September 9, 2019

**Traffic Engineering (TE) and Service Mapping Yang Model**  
**draft-ietf-teas-te-service-mapping-yang-02**

**Abstract**

This document provides a YANG data model to map customer service models (e.g., the L3VPN Service Model (L3SM)) to Traffic Engineering (TE) models (e.g., the TE Tunnel or the Virtual Network (VN) model). This model is referred to as TE Service Mapping Model and is applicable generically to the operator's need for seamless control and management of their VPN services with TE tunnel support.

The model is principally used to allow monitoring and diagnostics of the management systems to show how the service requests are mapped onto underlying network resource and TE models.

**Status of This Memo**

This Internet-Draft is submitted in full conformance with the provisions of [BCP 78](#) and [BCP 79](#).

Internet-Drafts are working documents of the Internet Engineering Task Force (IETF). Note that other groups may also distribute working documents as Internet-Drafts. The list of current Internet-Drafts is at <https://datatracker.ietf.org/drafts/current/>.

Internet-Drafts are draft documents valid for a maximum of six months and may be updated, replaced, or obsoleted by other documents at any time. It is inappropriate to use Internet-Drafts as reference material or to cite them other than as "work in progress."

This Internet-Draft will expire on March 12, 2020.

## Copyright Notice

Copyright (c) 2019 IETF Trust and the persons identified as the document authors. All rights reserved.

This document is subject to [BCP 78](https://trustee.ietf.org/license-info) and the IETF Trust's Legal Provisions Relating to IETF Documents (<https://trustee.ietf.org/license-info>) in effect on the date of publication of this document. Please review these documents carefully, as they describe your rights and restrictions with respect to this document. Code Components extracted from this document must include Simplified BSD License text as described in Section 4.e of the Trust Legal Provisions and are provided without warranty as described in the Simplified BSD License.

## Table of Contents

<a href="#">1.</a>	Introduction . . . . .	<a href="#">3</a>
<a href="#">1.1.</a>	Terminology . . . . .	<a href="#">4</a>
<a href="#">1.2.</a>	Tree diagram . . . . .	<a href="#">4</a>
<a href="#">1.3.</a>	Prefixes in Data Node Names . . . . .	<a href="#">4</a>
<a href="#">2.</a>	TE and Service Related Parameters . . . . .	<a href="#">5</a>
<a href="#">2.1.</a>	VN/Tunnel Selection Requirements . . . . .	<a href="#">5</a>
<a href="#">2.2.</a>	Availability Requirement . . . . .	<a href="#">6</a>
<a href="#">3.</a>	YANG Modeling Approach . . . . .	<a href="#">7</a>
<a href="#">3.1.</a>	Forward Compatibility . . . . .	<a href="#">8</a>
<a href="#">4.</a>	L3VPN Architecture in the ACTN Context . . . . .	<a href="#">8</a>
<a href="#">4.1.</a>	Service Mapping . . . . .	<a href="#">11</a>
<a href="#">4.2.</a>	Site Mapping . . . . .	<a href="#">11</a>
<a href="#">5.</a>	Applicability of TE-Service Mapping in Generic context . . . . .	<a href="#">12</a>
<a href="#">6.</a>	YANG Data Trees . . . . .	<a href="#">12</a>
<a href="#">6.1.</a>	L3SM . . . . .	<a href="#">12</a>
<a href="#">6.2.</a>	L2SM . . . . .	<a href="#">13</a>
<a href="#">6.3.</a>	L1CSM . . . . .	<a href="#">14</a>
<a href="#">7.</a>	YANG Data Models . . . . .	<a href="#">15</a>
<a href="#">7.1.</a>	ietf-te-service-mapping-types . . . . .	<a href="#">15</a>
<a href="#">7.2.</a>	ietf-l3sm-te-service-mapping . . . . .	<a href="#">21</a>
<a href="#">7.3.</a>	ietf-l2sm-te-service-mapping . . . . .	<a href="#">23</a>
<a href="#">7.4.</a>	ietf-l1csm-te-service-mapping . . . . .	<a href="#">25</a>
<a href="#">8.</a>	Security Considerations . . . . .	<a href="#">27</a>
<a href="#">9.</a>	IANA Considerations . . . . .	<a href="#">28</a>
<a href="#">10.</a>	Acknowledgements . . . . .	<a href="#">29</a>
<a href="#">11.</a>	References . . . . .	<a href="#">29</a>
<a href="#">11.1.</a>	Normative References . . . . .	<a href="#">29</a>
<a href="#">11.2.</a>	Informative References . . . . .	<a href="#">31</a>
<a href="#">Appendix A.</a>	Contributor Addresses . . . . .	<a href="#">32</a>
	Authors' Addresses . . . . .	<a href="#">32</a>



## 1. Introduction

Data models are a representation of objects that can be configured or monitored within a system. Within the IETF, YANG [RFC7950] is the language of choice for documenting data models, and YANG models have been produced to allow configuration or modelling of a variety of network devices, protocol instances, and network services. YANG data models have been classified in [RFC8199] and [RFC8309].

Framework for Abstraction and Control of Traffic Engineered Networks (ACTN) [RFC8453] introduces an architecture to support virtual network services and connectivity services.

[I-D.ietf-teas-actn-vn-yang] defines a YANG model and describes how customers or end-to-end orchestrator can request and/or instantiate a generic virtual network service. [I-D.ietf-teas-actn-yang] describes the way IETF YANG models of different classifications can be applied to the ACTN interfaces. In particular, it describes how customer service models can be mapped into the CNC-MDSC Interface (CMI) of the ACTN architecture.

The models presented in this document are also applicable in generic context [RFC8309] as part of Customer Service Model used between Service Orchestrator and Customer.

[RFC8299] provides a L3VPN service delivery YANG model for PE-based VPNs. The scope of that draft is limited to a set of domains under control of the same network operator to deliver services requiring TE tunnels.

[RFC8466] provides a L2VPN service delivery YANG model for PE-based VPNs. The scope of that draft is limited to a set of domains under control of the same network operator to deliver services requiring TE tunnels.

[I-D.ietf-ccamp-l1csm-yang] provides a L1 connectivity service delivery YANG model for PE-based VPNs. The scope of that draft is limited to a set of domains under control of the same network operator to deliver services requiring TE tunnels.

While the IP/MPLS Provisioning Network Controller (PNC) is responsible for provisioning the VPN service on the Provider Edge (PE) nodes, the Multi-Domain Service Coordinator (MDSC) can coordinate how to map the VPN services onto Traffic Engineering (TE) tunnels. This is consistent with the two of the core functions of the MDSC specified in [RFC8453]:

- o Customer mapping/translation function: This function is to map customer requests/commands into network provisioning requests that



can be sent to the PNC according to the business policies that have been provisioned statically or dynamically. Specifically, it provides mapping and translation of a customer's service request into a set of parameters that are specific to a network type and technology such that the network configuration process is made possible.

- o Virtual service coordination function: This function translates customer service-related information into virtual network service operations in order to seamlessly operate virtual networks while meeting a customer's service requirements. In the context of ACTN, service/virtual service coordination includes a number of service orchestration functions such as multi-destination load balancing, guarantees of service quality, bandwidth and throughput. It also includes notifications for service fault and performance degradation and so forth.

[Section 2](#) describes a set of TE and service related parameters that this document addresses as "new and advanced parameters" that are not included in generic service models. [Section 3](#) discusses YANG modelling approach.

### **[1.1.](#) Terminology**

Refer to [[RFC8453](#)], [[RFC7926](#)], and [[RFC8309](#)] for the key terms used in this document.

The terminology for describing YANG data models is found in [[RFC7950](#)].

### **[1.2.](#) Tree diagram**

A simplified graphical representation of the data model is used in [Section 5](#) of this document. The meaning of the symbols in these diagrams is defined in [[RFC8340](#)].

### **[1.3.](#) Prefixes in Data Node Names**

In this document, names of data nodes and other data model objects are prefixed using the standard prefix associated with the corresponding YANG imported modules, as shown in Table 1.



Prefix	YANG module	Reference
tsm-	ietf-te-service-mapping-	[RFCXXXX]
types	types	
l1csm	ietf-l1csm	[I-D.ietf-ccamp-l1csm-yang
		]
l2vpn-	ietf-l2vpn-svc	[RFC8466]
svc		
l3vpn-	ietf-l3vpn-svc	[RFC8299]
svc		
l1-tsm	ietf-l1csm-te-service-	[RFCXXXX]
	mapping	
l2-tsm	ietf-l2sm-te-service-	[RFCXXXX]
	mapping	
l3-tsm	ietf-l3sm-te-service-	[RFCXXXX]
	mapping	
vn	ietf-vn	[I-D.ietf-teas-actn-vn-yan
		g]
nw	ietf-network	[RFC8345]
te-	ietf-te-types	[I-D.ietf-teas-yang-te-typ
types		es]
te	ietf-te	[I-D.ietf-teas-yang-te]

Table 1: Prefixes and corresponding YANG modules

Note: The RFC Editor should replace XXXX with the number assigned to the RFC once this draft becomes an RFC.

## 2. TE and Service Related Parameters

While L1/L2/L3 service models (L1CSM, L2SM, L3SM) are intended to provide service-specific parameters for VPN service instances, there are a number of TE Service related parameters that are not included in these service models.

Additional 'service parameters and policies' that are not included in the aforementioned service models are addressed in the YANG models defined in this document.

### 2.1. VN/Tunnel Selection Requirements

In some cases, the service requirements may need addition TE tunnels to be established. This may occur when there are no suitable existing TE tunnels that can support the service requirements, or when the operator would like to dynamically create and bind tunnels to the VPN such that they are not shared by other VPNs, for example,





for network slicing. The establishment of TE tunnels is subject to the network operator's policies.

To summarize, there are three modes of VN/Tunnel selection operations to be supported as follows. Additional modes may be defined in the future.

- o New VN/Tunnel Binding - A customer could request a VPN service based on VN/Tunnels that are not shared with other existing or future services. This might be to meet VPN isolation requirements. Further, the YANG model described in [Section 5](#) of this document can be used to describe the mapping between the VPN service and the ACTN VN. The VN (and TE tunnels) could be bound to the VPN and not used for any other VPN. Under this mode, the following sub-categories can be supported:
  1. Hard Isolation with deterministic characteristics: A customer could request a VPN service using a set of TE Tunnels with deterministic characteristics requirements (e.g., no latency variation) and where that set of TE Tunnels must not be shared with other VPN services and must not compete for bandwidth or other network resources with other TE Tunnels.
  2. Hard Isolation: This is similar to the above case but without the deterministic characteristics requirements.
  3. Soft Isolation: The customer requests a VPN service using a set of TE tunnels which can be shared with other VPN services.
- o VN/Tunnel Sharing - A customer could request a VPN service where new tunnels (or a VN) do not need to be created for each VPN and can be shared across multiple VPNs. Further, the mapping YANG model described in [Section 5](#) of this document can be used to describe the mapping between the VPN service and the tunnels in use. No modification of the properties of a tunnel (or VN) is allowed in this mode: an existing tunnel can only be selected.
- o VN/Tunnel Modify - This mode allows the modification of the properties of the existing VN/tunnel (e.g., bandwidth).

## **[2.2.](#) Availability Requirement**

Availability is another service requirement or intent that may influence the selection or provisioning of TE tunnels or a VN to support the requested service. Availability is a probabilistic measure of the length of time that a VPN/VN instance functions without a network failure.



The availability level will need to be translated into network specific policies such as the protection/reroute policy associated with a VN or Tunnel. The means by which this is achieved is not in the scope of this document.

### 3. YANG Modeling Approach

This section provides how the TE and Service mapping parameters are supported using augmentation of the existing service models (i.e., [I-D.ietf-ccamp-l1csm-yang], [RFC8466], and [RFC8299]). Figure 1 shows the scope of the Augmented LxSM Model.

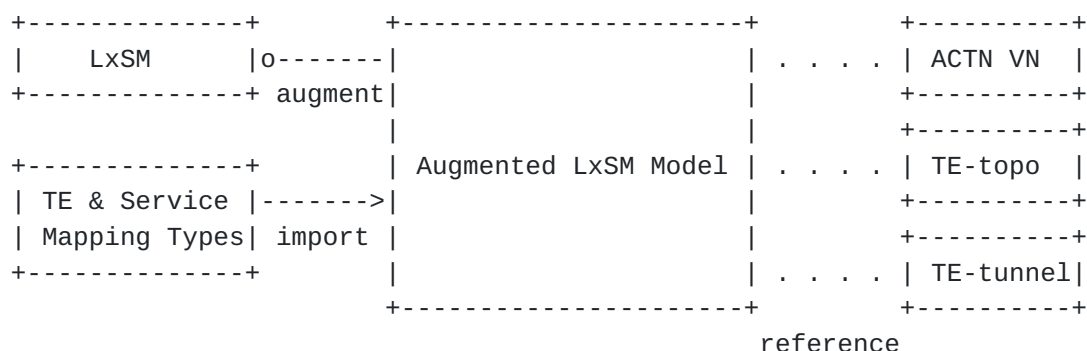


Figure 1: Augmented LxSM Model

The Augmented LxSM model (where x=1,2,3) augments the basic LxSM model while importing the common TE and Service related parameters (defined in [Section 2](#)) grouping information from TE and Service Mapping Types. The TE and Service Mapping Types (ietf-te-service-mapping-types) module is the repository of all common groupings imported by each augmented LxSM model. Any future service models would import this mapping-type common model.

The role of the augmented LxSm service model is to expose the mapping relationship between service models and TE models so that VN/VPN service instantiations provided by the underlying TE networks can be viewed outside of the MDSC, for example by an operator who is diagnosing the behaviour of the network. It also allows for the customers to access operational state information about how their services are instantiated with the underlying VN, TE topology or TE tunnels provided that the MDSC operator is willing to share that information. This mapping will facilitate a seamless service management operation with underlay-TE network visibility.

As seen in Figure 1, the augmented LxSM service model records a mapping between the customer service models and the ACTN VN YANG model. Thus, when the MDSC receives a service request it creates a VN that meets the customer's service objectives with various



constraints via TE-topology model [[I-D.ietf-teas-yang-te-topo](#)], and this relationship is recorded by the Augmented LxSM Model. The model also supports a mapping between a service model and TE-topology or a TE-tunnel.

The YANG models defined in this document conforms to the Network Management Datastore Architecture (NMDA) [RFC8342].

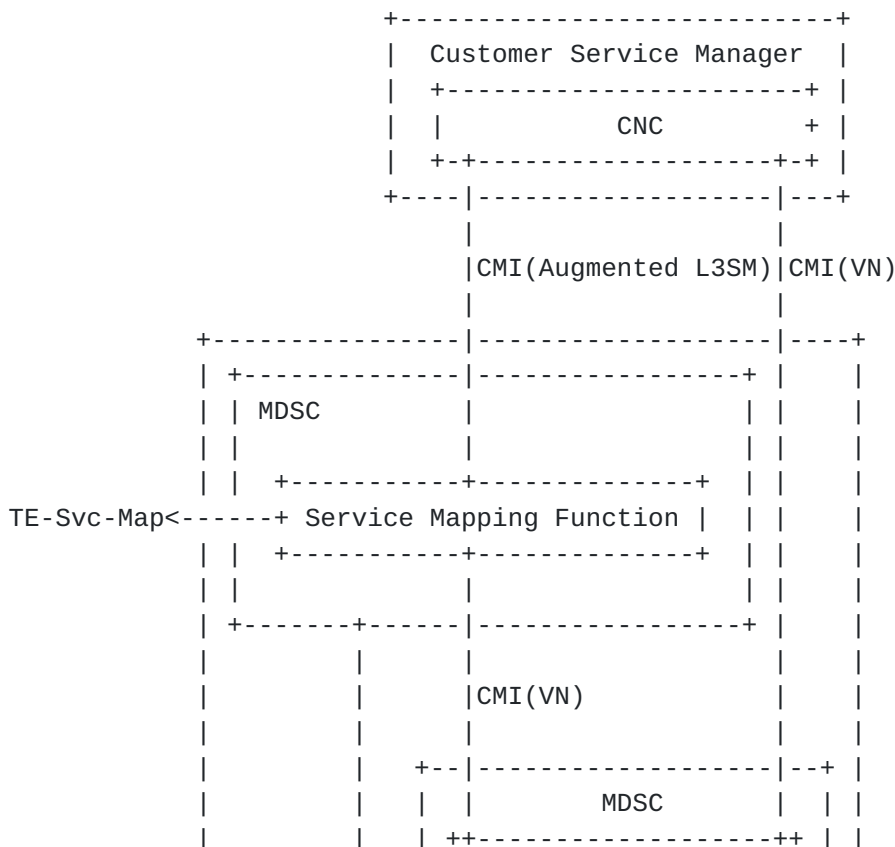
### 3.1. Forward Compatibility

The YANG module defined in this document supports three existing service models via augmenting while sharing the common TE and Service Mapping Types.

It is possible that new service models will be defined at some future time and that it will be desirable to map them to underlying TE constructs in the same way as the three existing models are augmented.

#### 4. L3VPN Architecture in the ACTN Context

Figure 2 shows the architectural context of this document referencing the ACTN components and interfaces.





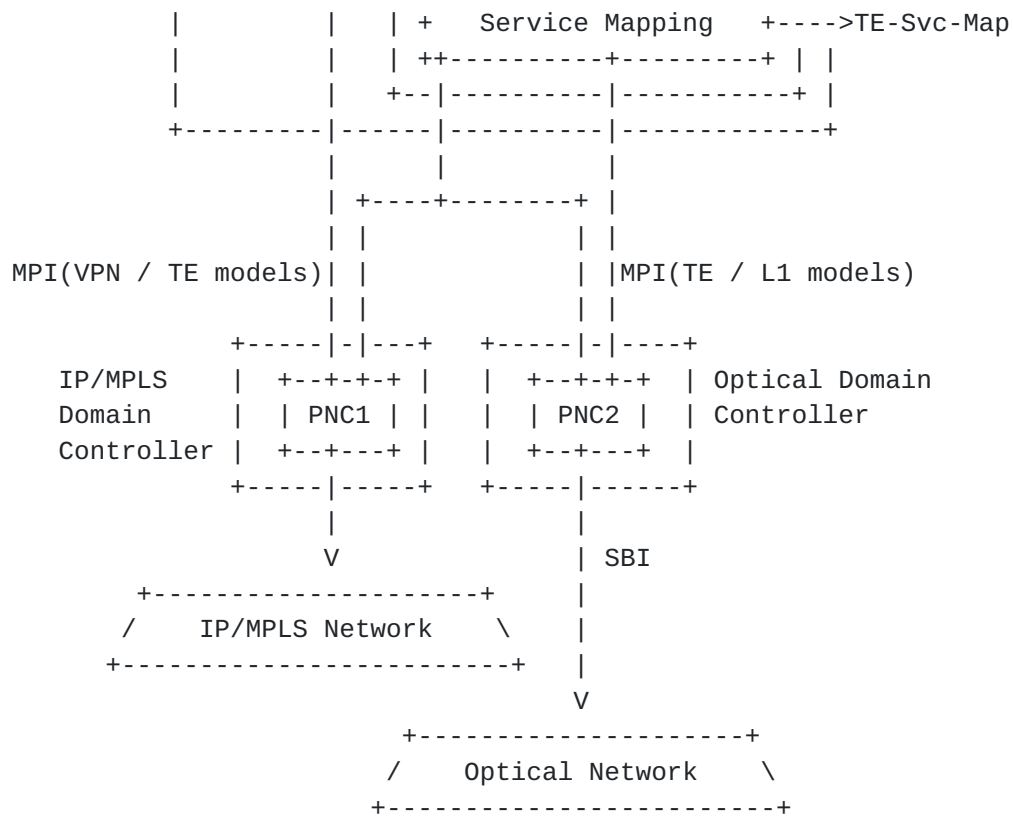


Figure 2: L3VPN Architecture from the IP+Optical Network Perspective

There are three main entities in the ACTN architecture and shown in Figure 2.

- o CNC: The Customer Network Controller is responsible for generating service requests. In the context of an L3VPN, the CNC uses the Augmented L3SM to express the service request and communicate it to the network operator.
- o MDSC: This entity is responsible for coordinating a L3VPN service request (expressed via the Augmented L3SM) with the IP/MPLS PNC and the Transport PNC. For TE services, one of the key responsibilities of the MDSC is to coordinate with both the IP PNC and the Transport PNC for the mapping of the Augmented L3VPN Service Model to the ACTN VN model. In the VN/TE-tunnel binding case, the MDSC will need to coordinate with the Transport PNC to dynamically create the TE-tunnels in the transport network as needed. These tunnels are added as links in the IP/MPLS Layer topology. The MDSC coordinates with IP/MPLS PNC to create the TE-tunnels in the IP/MPLS layer, as part of the ACTN VN creation.





- o PNC: The Provisioning Network Controller is responsible for configuring and operating the network devices. Figure 2 shows two distinct PNCs.
  - \* IP/MPLS PNC (PNC1): This entity is responsible for device configuration to create PE-PE L3VPN tunnels for the VPN customer and for the configuration of the L3VPN VRF on the PE nodes. Each network element would select a tunnel based on the configuration.
  - \* Transport PNC (PNC2): This entity is responsible for device configuration for TE tunnels in the transport networks.

There are four main interfaces shown in Figure 2.

- o CMI: The CNC-MDSC Interface is used to communicate service requests from the customer to the operator. The requests may be expressed as Augmented VPN service requests (L2SM, L3SM), as connectivity requests (L1CSM), or as virtual network requests (ACTN VN).
- o MPI: The MDSC-PNC Interface is used by the MDSC to orchestrate networks under the control of PNCs. The requests on this interface may use TE tunnel models, TE topology models, VPN network configuration models or layer one connectivity models.
- o SBI: The Southbound Interface is used by the PNC to control network devices and is out of scope for this document.

The TE Service Mapping Model as described in this document can be used to see the mapping between service models and VN models and TE Tunnel/Topology models. That mapping may occur in the CNC if a service request is mapped to a VN request. Or it may occur in the MDSC where a service request is mapped to a TE tunnel, TE topology, or VPN network configuration model. The TE Service Mapping Model may be read from the CNC or MDSC to understand how the mapping has been made and to see the purpose for which network resources are used.

As shown in Figure 2, the MDSC may be used recursively. For example, the CNC might map a L3SM request to a VN request that it sends to a recursive MDSC.

The high-level control flows for one example are as follows:

1. A customer asks for an L3VPN between CE1 and CE2 using the Augmented L3SM model.



2. The MDSC considers the service request and local policy to determine if it needs to create a new VN or any TE Topology, and if that is the case, ACTN VN YANG [[I-D.ietf-teas-actn-vn-yang](#)] is used to configure a new VN based on this VPN and map the VPN service to the ACTN VN. In case an existing tunnel is to be used, each device will select which tunnel to use and populate this mapping information.
3. The MDSC interacts with both the IP/MPLS PNC and the Transport PNC to create a PE-PE tunnel in the IP network mapped to a TE tunnel in the transport network by providing the inter-layer access points and tunnel requirements. The specific service information is passed to the IP/MPLS PNC for the actual VPN configuration and activation.
  - A. The Transport PNC creates the corresponding TE tunnel matching with the access point and egress point.
  - B. The IP/MPLS PNC maps the VPN ID with the corresponding TE tunnel ID to bind these two IDs.
4. The IP/MPLS PNC creates/updates a VRF instance for this VPN customer. This is not in the scope of this document.

#### **[4.1.](#) Service Mapping**

Augmented L3SM and L2SM can be used to request VPN service creation including the creation of sites and corresponding site network access connection between CE and PE. A VPN-ID is used to identify each VPN service ordered by the customer. The ACTN VN can be used further to establish PE-to-PE connectivity between VPN sites belonging to the same VPN service. A VN-ID is used to identify each virtual network established between VPN sites.

Once the ACTN VN has been established over the TE network (maybe a new VN, maybe modification of an existing VN, or maybe the use of an unmodified existing VN), the mapping between the VPN service and the ACTN VN service can be created.

#### **[4.2.](#) Site Mapping**

The elements in Augmented L3SM and L2SM define site location parameters and constraints such as distance and access diversity that can influence the placement of network attachment points (i.e, virtual network access points (VNAP)). To achieve this, a central directory can be set up to establish the mapping between location parameters and constraints and network attachment point location. Suppose multiple attachment points are matched, the management system



can use constraints or other local policy to select the best candidate network attachment points.

After a network attachment point is selected, the mapping between VPN site and VNAP can be established as shown in Table 1.

Site	Site Network	Location (Address, Postal Code, State, City, Country Code)	Access Diversity (Constraint-Type, Group-id, Target Group-id)	PE
SITE1	ACCESS1	(,,US,NewYork,)	(10,PE-Diverse,10)	PE1
SITE2	ACCESS2	(,,CN,Beijing,)	(10,PE-Diverse,10)	PE2
SITE3	ACCESS3	(,,UK,London, )	(12,same-PE,12)	PE4
SITE4	ACCESS4	(,,FR,Paris,)	(20,Bearer-Diverse,20)	PE7

Table 2: : Mapping Between VPN Site and VNAP

## 5. Applicability of TE-Service Mapping in Generic context

As discussed in the Introduction Section, the models presented in this document are also applicable generically outside of the ACTN architecture. [RFC8309] defines Customer Service Model between Customer and Service Orchestrator and Service Delivery Model between Service Orchestrator and Network Orchestrator(s). TE-Service mapping models defined in this document can be regarded primarily as Customer Service Model and secondarily as Service Deliver Model.

## 6. YANG Data Trees

### 6.1. L3SM



```
module: ietf-l3sm-te-service-mapping
augment /l3vpn-svc:l3vpn-svc/l3vpn-svc:vpn-services
  /l3vpn-svc:vpn-service:
  +--rw te-service-mapping!
    +--rw te-mapping
      +--rw map-type?          identityref
      +--rw availability-type?  identityref
      +--rw (te)?
        +--:(vn)
          | +--rw vn-ref?      -> /vn:vn/vn-list/vn-id
        +--:(te-topo)
          | +--rw vn-topology-id?  te-types:te-topology-id
          | +--rw abstract-node?
          |           -> /nw:networks/network/node/node-id
        +--:(te-tunnel)
          +--rw te-tunnel-list*  te:tunnel-ref
augment /l3vpn-svc:l3vpn-svc/l3vpn-svc:sites/l3vpn-svc:site
  /l3vpn-svc:site-network-accesses
  /l3vpn-svc:site-network-access:
  +--rw (te)?
    +--:(vn)
      | +--rw vn-ref?
      |           -> /vn:ap/access-point-list/access-point-id
    +--:(te)
      +--rw ltp?          te-types:te-tp-id
```

## [6.2.](#) L2SM





```
module: ietf-l2sm-te-service-mapping
augment /l2vpn-svc:l2vpn-svc/l2vpn-svc:vpn-services
  /l2vpn-svc:vpn-service:
  +--rw te-service-mapping!
    +--rw te-mapping
      +--rw map-type?          identityref
      +--rw availability-type?  identityref
      +--rw (te)?
        +--:(vn)
          | +--rw vn-ref?      -> /vn:vn/vn-list/vn-id
        +--:(te-topo)
          | +--rw vn-topology-id?  te-types:te-topology-id
          | +--rw abstract-node?
          |           -> /nw:networks/network/node/node-id
        +--:(te-tunnel)
          +--rw te-tunnel-list*  te:tunnel-ref
augment /l2vpn-svc:l2vpn-svc/l2vpn-svc:sites/l2vpn-svc:site
  /l2vpn-svc:site-network-accesses
  /l2vpn-svc:site-network-access:
  +--rw (te)?
    +--:(vn)
      | +--rw vn-ref?
      |           -> /vn:ap/access-point-list/access-point-id
    +--:(te)
      +--rw ltp?          te-types:te-tp-id
```

### [6.3.](#) L1CSM



```

module: ietf-l1csm-te-service-mapping
augment /l1csm:l1-connectivity/l1csm:services/l1csm:service:
  +--rw te-service-mapping!
    +--rw te-mapping
      +--rw map-type?          identityref
      +--rw availability-type?  identityref
      +--rw (te)?
        +--:(vn)
          | +--rw vn-ref?      -> /vn:vn/vn-list/vn-id
        +--:(te-topo)
          | +--rw vn-topology-id?  te-types:te-topology-id
          | +--rw abstract-node?
          |           -> /nw:networks/network/node/node-id
        +--:(te-tunnel)
          +--rw te-tunnel-list*   te:tunnel-ref
augment /l1csm:l1-connectivity/l1csm:access/l1csm:unis/l1csm:uni:
  +--rw (te)?
    +--:(vn)
      | +--rw vn-ref?
      |           -> /vn:ap/access-point-list/access-point-id
    +--:(te)
      +--rw ltp?      te-types:te-tp-id

```

## 7. YANG Data Models

The YANG codes are as follows:

### 7.1. ietf-te-service-mapping-types

```

<CODE BEGINS> file "ietf-te-service-mapping-types@2019-09-09.yang"

module ietf-te-service-mapping-types {

  yang-version 1.1;

  namespace "urn:ietf:params:xml:ns:yang:ietf-te-service-mapping-types";

  prefix tsm;

  import ietf-te-types {
    prefix te-types;
    reference
      "I-D.ietf-teas-yang-te-types: Traffic Engineering Common YANG
      Types";
  }

  import ietf-network {
    prefix nw;

```



```
reference
  "RFC 8345: A YANG Data Model for Network Topologies";
}

import ietf-te {
  prefix te;
  reference
    "I-D.ietf-teas-yang-te: A YANG Data Model for Traffic
    Engineering Tunnels and Interfaces";
}

import ietf-vn {
  prefix vn;
  reference
    "I-D.ietf-teas-actn-vn-yang: A Yang Data Model for VN Operation";
}

organization
  "IETF Traffic Engineering Architecture and Signaling (TEAS)
  Working Group";

contact
  "WG Web:  <http://tools.ietf.org/wg/teas/>
  WG List:  <mailto:teas@ietf.org>

  Editor:   Young Lee
            <mailto:younglee.tx@gmail.com>
  Editor:   Dhruv Dhody
            <mailto:dhruv.ietf@gmail.com>
  Editor:   Qin Wu
            <mailto:bill.wu@huawei.com>;

description
  "This module contains a YANG module for TE & Service mapping
  parameters and policies as a common grouping applicable to
  various service models (e.g., L1CSM, L2SM, L3SM, etc.)

  Copyright (c) 2019 IETF Trust and the persons identified as
  authors of the code.  All rights reserved.

  Redistribution and use in source and binary forms, with or
  without modification, is permitted pursuant to, and subject
  to the license terms contained in, the Simplified BSD License
  set forth in Section 4.c of the IETF Trust's Legal Provisions
  Relating to IETF Documents
  (https://trustee.ietf.org/license-info).

  This version of this YANG module is part of RFC XXXX; see the
```



```
    RFC itself for full legal notices.";

revision 2019-09-09 {
    description
        "Initial revision.";
    reference
        "RFC XXXX: Traffic Engineering and Service Mapping Yang Model";
}

/*
 * Identity for map-type
 */

identity map-type {
    description
        "Base identity from which specific map types are derived.";
}

identity new {
    base map-type;
    description
        "The new VN/tunnels are binded to the service.";
}

identity hard-isolation {
    base new;
    description
        "Hard isolation.";
}

identity detnet-hard-isolation {
    base hard-isolation;
    description
        "Hard isolation with deterministic characteristics.";
}

identity soft-isolation {
    base new;
    description
        "Soft-isolation.";
}

identity select {
    base map-type;
    description
        "The VPN service selects an existing tunnel with no
        modification.";
}
```





```
identity modify {
  base map-type;
  description
    "The VPN service selects an existing tunnel and allows to modify
    the properties of the tunnel (e.g., b/w)";
}

/*
 * Identity for availability-type
 */

identity availability-type {
  description
    "Base identity from which specific map types are derived.";
}

identity level-1 {
  base availability-type;
  description
    "level 1: 99.9999%";
}

identity level-2 {
  base availability-type;
  description
    "level 2: 99.999%";
}

identity level-3 {
  base availability-type;
  description
    "level 3: 99.99%";
}

identity level-4 {
  base availability-type;
  description
    "level 4: 99.9%";
}

identity level-5 {
  base availability-type;
  description
    "level 5: 99%";
}

/*
 * Groupings
```



```
*/
```

```
grouping te-ref {
  description
    "The reference to TE.";
  choice te {
    description
      "The TE";
    case vn {
      leaf vn-ref {
        type leafref {
          path "/vn:vn/vn:vn-list/vn:vn-id";
        }
        description
          "The reference to VN";
        reference
          "RFC 8453: Framework for Abstraction and Control of TE
          Networks (ACTN)";
      }
    }
    case te-topo {
      leaf vn-topology-id {
        type te-types:te-topology-id;
        description
          "An identifier to the TE Topology Model where the abstract
          nodes and links of the Topology can be found for Type 2
          VNS";
        reference
          "I-D.ietf-teas-yang-te-topo: YANG Data Model for Traffic
          Engineering (TE) Topologies";
      }
      leaf abstract-node {
        type leafref {
          path "/nw:networks/nw:network/nw:node/nw:node-id";
        }
        description
          "A reference to the abstract node in TE Topology";
        reference
          "I-D.ietf-teas-yang-te-topo: YANG Data Model for Traffic
          Engineering (TE) Topologies";
      }
    }
  }
  case te-tunnel {
    leaf-list te-tunnel-list {
      type te:tunnel-ref;
      description
        "Reference to TE Tunnels";
      reference
    }
  }
}
```



```
        "I-D.ietf-teas-yang-te: A YANG Data Model for Traffic
        Engineering Tunnels and Interfaces";
    }
}
}
} //grouping

grouping te-endpoint-ref {
    description
        "The reference to TE endpoints.";
    choice te {
        description
            "The TE";
        case vn {
            leaf vn-ref {
                type leafref {
                    path "/vn:ap/vn:access-point-list/vn:access-point-id";
                }
                description
                    "The reference to VN AP";
                reference
                    "RFC 8453: Framework for Abstraction and Control of TE
                    Networks (ACTN)";
            }
        }
        case te {
            leaf ltp {
                type te-types:te-tp-id;
                description
                    "Reference LTP in the TE-topology";
                reference
                    "I-D.ietf-teas-yang-te-topo: YANG Data Model for Traffic
                    Engineering (TE) Topologies";
            }
        }
    }
} //grouping

grouping te-mapping {
    description
        "Mapping between Services and TE";
    container te-mapping {
        description
            "Mapping between Services and TE";
        leaf map-type {
            type identityref {
                base map-type;
            }
        }
    }
}
```



```
        description
            "Isolation Requirements, Tunnel Bind or
            Tunnel Selection";
    }
    leaf availability-type {
        type identityref {
            base availability-type;
        }
        description
            "Availability Requirement for the Service";
    }
    uses te-ref;
}
} //grouping
} //module
```

<CODE ENDS>

## **7.2. ietf-l3sm-te-service-mapping**

```
<CODE BEGINS> file "ietf-l3sm-te-service-mapping@2019-09-09.yang"
module ietf-l3sm-te-service-mapping {

    yang-version 1.1;

    namespace "urn:ietf:params:xml:ns:yang:ietf-l3sm-te-service-mapping";

    prefix l3-tsm;

    import ietf-te-service-mapping-types {
        prefix tsm-types;
        reference
            "RFC XXXX: Traffic Engineering and Service Mapping Yang Model";
    }

    import ietf-l3vpn-svc {
        prefix l3vpn-svc;
        reference
            "RFC 8299: YANG Data Model for L3VPN Service Delivery";
    }

    organization
        "IETF Traffic Engineering Architecture and Signaling (TEAS)
        Working Group";

    contact
        "WG Web:   <http://tools.ietf.org/wg/teas/>
        WG List:  <mailto:teas@ietf.org>
```





Editor: Young Lee  
<mailto:younglee.tx@gmail.com>  
Editor: Dhruv Dhody  
<mailto:dhruv.ietf@gmail.com>  
Editor: Qin Wu  
<mailto:bill.wu@huawei.com>";

description

"This module contains a YANG module for the mapping of Layer 3 Service Model (L3SM) to the TE and VN.

Copyright (c) 2019 IETF Trust and the persons identified as authors of the code. All rights reserved.

Redistribution and use in source and binary forms, with or without modification, is permitted pursuant to, and subject to the license terms contained in, the Simplified BSD License set forth in [Section 4.c](#) of the IETF Trust's Legal Provisions Relating to IETF Documents (<https://trustee.ietf.org/license-info>).

This version of this YANG module is part of RFC XXXX; see the RFC itself for full legal notices.";

```
revision 2019-09-09 {  
  description  
    "Initial revision.";  
  reference  
    "RFC XXXX: Traffic Engineering and Service Mapping Yang Model";  
}
```

```
/*  
 * Augmentation to L3SM  
 */  
augment "/l3vpn-svc:l3vpn-svc/l3vpn-svc:vpn-services"  
  + "/l3vpn-svc:vpn-service" {  
  description  
    "L3SM augmented to include TE parameters and mapping";  
    container te-service-mapping {  
      presence  
        "Indicates L3 service to TE mapping";  
      description  
        "Container to augment l3sm to TE parameters and mapping";  
      uses tsm-types:te-mapping;  
    }  
  }  
} //augment
```

```
augment "/l3vpn-svc:l3vpn-svc/l3vpn-svc:sites/l3vpn-svc:site"
```



```
    + "/l3vpn-svc:site-network-accesses"
    + "/l3vpn-svc:site-network-access" {
description
  "This augment is only valid for TE mapping of L3SM network-access
  to TE endpoints";
  uses tsm-types:te-endpoint-ref;
} //augment
} //module

<CODE ENDS>
```

### **7.3. ietf-l2sm-te-service-mapping**

```
<CODE BEGINS> file "ietf-l2sm-te-service-mapping@2019-09-09.yang"
module ietf-l2sm-te-service-mapping {

  yang-version 1.1;

  namespace "urn:ietf:params:xml:ns:yang:ietf-l2sm-te-service-mapping";

  prefix l2-tsm;

  import ietf-te-service-mapping-types {
    prefix tsm-types;
    reference
      "RFC XXXX: Traffic Engineering and Service Mapping Yang Model";
  }

  import ietf-l2vpn-svc {
    prefix l2vpn-svc;
    reference
      "RFC 8466: A YANG Data Model for Layer 2 Virtual Private Network
      (L2VPN) Service Delivery";
  }

  organization
    "IETF Traffic Engineering Architecture and Signaling (TEAS)
    Working Group";

  contact
    "WG Web:   <http://tools.ietf.org/wg/teas/>
    WG List:  <mailto:teas@ietf.org>

    Editor:   Young Lee
              <mailto:younglee.tx@gmail.com>
    Editor:   Dhruv Dhody
              <mailto:dhruv.ietf@gmail.com>
    Editor:   Qin Wu
```



<mailto:bill.wu@huawei.com>;

description

"This module contains a YANG module for the mapping of Layer 2 Service Model (L2SM) to the TE and VN.

Copyright (c) 2019 IETF Trust and the persons identified as authors of the code. All rights reserved.

Redistribution and use in source and binary forms, with or without modification, is permitted pursuant to, and subject to the license terms contained in, the Simplified BSD License set forth in [Section 4.c](#) of the IETF Trust's Legal Provisions Relating to IETF Documents (<https://trustee.ietf.org/license-info>).

This version of this YANG module is part of RFC XXXX; see the RFC itself for full legal notices.";

```
revision 2019-09-09 {
  description
    "Initial revision.";
  reference
    "RFC XXXX: Traffic Engineering and Service Mapping Yang Model";
}

/*
 * Augmentation to L3SM
 */
augment "/l2vpn-svc:l2vpn-svc/l2vpn-svc:vpn-services/"
  + "l2vpn-svc:vpn-service" {
  description
    "L2SM augmented to include TE parameters and mapping";
  container te-service-mapping {
    presence
      "indicates L2 service to te mapping";
    description
      "Container to augment L2SM to TE parameters and mapping";
    uses tsm-types:te-mapping;
  }
}

augment "/l2vpn-svc:l2vpn-svc/l2vpn-svc:sites/l2vpn-svc:site"
  + "/l2vpn-svc:site-network-accesses"
  + "/l2vpn-svc:site-network-access" {
  description
    "This augment is only valid for TE mapping of L2SM network-access
    to TE endpoints";
```



```
    uses tsm-types:te-endpoint-ref;
  }//augment
}//module
<CODE ENDS>
```

#### **7.4. ietf-l1csm-te-service-mapping**

```
<CODE BEGINS> file "ietf-l1csm-te-service-mapping@2019-09-09.yang"
module ietf-l1csm-te-service-mapping {

  yang-version 1.1;

  namespace "urn:ietf:params:xml:ns:yang:ietf-l1csm-te-service-mapping";

  prefix l1-tsm;

  import ietf-te-service-mapping-types {
    prefix tsm-types;
    reference
      "RFC XXXX: Traffic Engineering and Service Mapping Yang Model";
  }

  import ietf-l1csm {
    prefix l1csm;
    reference
      "I-D.ietf-ccamp-l1csm-yang: A YANG Data Model for L1 Connectivity
      Service Model (L1CSM)";
  }

  organization
    "IETF Traffic Engineering Architecture and Signaling (TEAS)
    Working Group";

  contact
    "WG Web:  <http://tools.ietf.org/wg/teas/>
    WG List:  <mailto:teas@ietf.org>

    Editor:   Young Lee
              <mailto:younglee.tx@gmail.com>
    Editor:   Dhruv Dhody
              <mailto:dhruv.ietf@gmail.com>
    Editor:   Qin Wu
              <mailto:bill.wu@huawei.com>";

  description
    "This module contains a YANG module for the mapping of
    Layer 1 Connectivity Service Module (L1CSM) to the TE and VN
```





Copyright (c) 2019 IETF Trust and the persons identified as authors of the code. All rights reserved.

Redistribution and use in source and binary forms, with or without modification, is permitted pursuant to, and subject to the license terms contained in, the Simplified BSD License set forth in [Section 4.c](#) of the IETF Trust's Legal Provisions Relating to IETF Documents (<https://trustee.ietf.org/license-info>).

This version of this YANG module is part of RFC XXXX; see the RFC itself for full legal notices.";

```
revision 2019-09-09 {
  description
    "Initial revision.";
  reference
    "RFC XXXX: Traffic Engineering and Service Mapping Yang Model";
}

/*
 * Augmentation to L1CSM
 */
augment "/l1csm:l1-connectivity/l1csm:services/l1csm:service" {
  description
    "L1CSM augmented to include TE parameters and mapping";
  container te-service-mapping {
    presence
      "Indicates L1 service to TE mapping";
    description
      "Container to augment L1CSM to TE parameters and mapping";
    uses tsm-types:te-mapping;
  }
}

augment "/l1csm:l1-connectivity/l1csm:access/l1csm:unis/"
  + "l1csm:uni" {
  description
    "This augment is only valid for TE mapping of L1CSM UNI to TE
    endpoints";
  uses tsm-types:te-endpoint-ref;
}

}

}

<CODE ENDS>
```



## 8. Security Considerations

The YANG modules defined in this document is designed to be accessed via network management protocol such as NETCONF [[RFC6241](#)] or RESTCONF [[RFC8040](#)]. The lowest NETCONF layer is the secure transport layer and the mandatory-to-implement secure transport is SSH [[RFC6242](#)]. The lowest RESTCONF layer is HTTPS, and the mandatory-to-implement secure transport is TLS [[RFC8446](#)].

The NETCONF access control model [[RFC8341](#)] provides the means to restrict access for particular NETCONF or RESTCONF users to a pre-configured subset of all available NETCONF or RESTCONF protocol operations and content.

There are a number of data nodes defined in the YANG modules which are writable/creatable/deletable (i.e., config true, which is the default). These data nodes may be considered sensitive or vulnerable in some network environments. Write operations (e.g., <edit-config>) to these data nodes without proper protection can have a negative effect on network operations. These are the subtrees and data nodes and their sensitivity/vulnerability:

- o /l3vpn-svc/vpn-services/vpn-service/te-service-mapping/te-mapping/  
- configure TE Service mapping.
- o /l3vpn-svc/sites/site/site-network-accesses/site-network-access/  
te/ - configure TE Endpoint mapping.
- o /l2vpn-svc/vpn-services/vpn-service/te-service-mapping/te-mapping/  
- configure TE Service mapping.
- o /l2vpn-svc/sites/site/site-network-accesses/site-network-access/  
te/ - configure TE Endpoint mapping.
- o /l1-connectivity/services/service/te-service-mapping/te-mapping/ -  
configure TE Service mapping.
- o /l1-connectivity/access/unis/uni/te/ - configure TE Endpoint  
mapping.

Unauthorized access to above list can adversely affect the VPN service.

Some of the readable data nodes in the YANG module may be considered sensitive or vulnerable in some network environments. It is thus important to control read access (e.g., via get, get-config, or notification) to these data nodes. The TE related parameters attached to the VPN service can leak sensitive information about the



network. This is applicable to all elements in the yang models defined in this document.

This document has no RPC defined.

## 9. IANA Considerations

This document request the IANA to register four URIs in the "IETF XML Registry" [[RFC3688](#)]. Following the format in [RFC 3688](#), the following registrations are requested -

URI: urn:ietf:params:xml:ns:yang:ietf-te-service-mapping-types

Registrant Contact: The IESG.

XML: N/A, the requested URI is an XML namespace.

URI: urn:ietf:params:xml:ns:yang:ietf-l3sm-te-service-mapping

Registrant Contact: The IESG.

XML: N/A, the requested URI is an XML namespace.

URI: urn:ietf:params:xml:ns:yang:ietf-l2sm-te-service-mapping

Registrant Contact: The IESG.

XML: N/A, the requested URI is an XML namespace.

URI: urn:ietf:params:xml:ns:yang:ietf-l1csm-te-service-mapping

Registrant Contact: The IESG.

XML: N/A, the requested URI is an XML namespace.

This document request the IANA to register four YANG modules in the "YANG Module Names" registry [[RFC6020](#)], as follows -



Name: ietf-te-service-mapping-types  
Namespace: urn:ietf:params:xml:ns:yang:ietf-te-service-mapping-types  
Prefix: tsm  
Reference: [This.I-D]

Name: ietf-l3sm-te-service-mapping  
Namespace: urn:ietf:params:xml:ns:yang:ietf-l3sm-te-service-mapping  
Prefix: l3-tsm  
Reference: [This.I-D]

Name: ietf-l2sm-te-service-mapping  
Namespace: urn:ietf:params:xml:ns:yang:ietf-l2sm-te-service-mapping  
Prefix: l2-tsm  
Reference: [This.I-D]

Name: ietf-l1csm-te-service-mapping  
Namespace: urn:ietf:params:xml:ns:yang:ietf-l1csm-te-service-mapping  
Prefix: l1-tsm  
Reference: [This.I-D]

## **10. Acknowledgements**

We thank Diego Caviglia and Igor Bryskin for useful discussions and motivation for this work.

## **11. References**

### **11.1. Normative References**

- [RFC3688] Mealling, M., "The IETF XML Registry", [BCP 81](#), [RFC 3688](#), DOI 10.17487/RFC3688, January 2004, <<https://www.rfc-editor.org/info/rfc3688>>.
- [RFC6242] Wasserman, M., "Using the NETCONF Protocol over Secure Shell (SSH)", [RFC 6242](#), DOI 10.17487/RFC6242, June 2011, <<https://www.rfc-editor.org/info/rfc6242>>.
- [RFC7926] Farrel, A., Ed., Drake, J., Bitar, N., Swallow, G., Ceccarelli, D., and X. Zhang, "Problem Statement and Architecture for Information Exchange between Interconnected Traffic-Engineered Networks", [BCP 206](#), [RFC 7926](#), DOI 10.17487/RFC7926, July 2016, <<https://www.rfc-editor.org/info/rfc7926>>.
- [RFC7950] Bjorklund, M., Ed., "The YANG 1.1 Data Modeling Language", [RFC 7950](#), DOI 10.17487/RFC7950, August 2016, <<https://www.rfc-editor.org/info/rfc7950>>.





- [RFC8040] Bierman, A., Bjorklund, M., and K. Watsen, "RESTCONF Protocol", [RFC 8040](#), DOI 10.17487/RFC8040, January 2017, <<https://www.rfc-editor.org/info/rfc8040>>.
- [RFC8299] Wu, Q., Ed., Litkowski, S., Tomotaki, L., and K. Ogaki, "YANG Data Model for L3VPN Service Delivery", [RFC 8299](#), DOI 10.17487/RFC8299, January 2018, <<https://www.rfc-editor.org/info/rfc8299>>.
- [RFC8340] Bjorklund, M. and L. Berger, Ed., "YANG Tree Diagrams", [BCP 215](#), [RFC 8340](#), DOI 10.17487/RFC8340, March 2018, <<https://www.rfc-editor.org/info/rfc8340>>.
- [RFC8341] Bierman, A. and M. Bjorklund, "Network Configuration Access Control Model", STD 91, [RFC 8341](#), DOI 10.17487/RFC8341, March 2018, <<https://www.rfc-editor.org/info/rfc8341>>.
- [RFC8345] Clemm, A., Medved, J., Varga, R., Bahadur, N., Ananthakrishnan, H., and X. Liu, "A YANG Data Model for Network Topologies", [RFC 8345](#), DOI 10.17487/RFC8345, March 2018, <<https://www.rfc-editor.org/info/rfc8345>>.
- [RFC8446] Rescorla, E., "The Transport Layer Security (TLS) Protocol Version 1.3", [RFC 8446](#), DOI 10.17487/RFC8446, August 2018, <<https://www.rfc-editor.org/info/rfc8446>>.
- [RFC8466] Wen, B., Fioccola, G., Ed., Xie, C., and L. Jalil, "A YANG Data Model for Layer 2 Virtual Private Network (L2VPN) Service Delivery", [RFC 8466](#), DOI 10.17487/RFC8466, October 2018, <<https://www.rfc-editor.org/info/rfc8466>>.
- [I-D.ietf-ccamp-l1csm-yang]  
Lee, Y., Lee, K., Zheng, H., Dhody, D., Dios, O., and D. Ceccarelli, "A YANG Data Model for L1 Connectivity Service Model (L1CSM)", [draft-ietf-ccamp-l1csm-yang-10](#) (work in progress), September 2019.
- [I-D.ietf-teas-actn-vn-yang]  
Lee, Y., Dhody, D., Ceccarelli, D., Bryskin, I., and B. Yoon, "A Yang Data Model for VN Operation", [draft-ietf-teas-actn-vn-yang-06](#) (work in progress), July 2019.
- [I-D.ietf-teas-yang-te]  
Saad, T., Gandhi, R., Liu, X., Beeram, V., and I. Bryskin, "A YANG Data Model for Traffic Engineering Tunnels and Interfaces", [draft-ietf-teas-yang-te-21](#) (work in progress), April 2019.



[I-D.ietf-teas-yang-te-types]

Saad, T., Gandhi, R., Liu, X., Beeram, V., and I. Bryskin, "Traffic Engineering Common YANG Types", [draft-ietf-teas-yang-te-types-10](#) (work in progress), July 2019.

## 11.2. Informative References

- [RFC6020] Bjorklund, M., Ed., "YANG - A Data Modeling Language for the Network Configuration Protocol (NETCONF)", [RFC 6020](#), DOI 10.17487/RFC6020, October 2010, <<https://www.rfc-editor.org/info/rfc6020>>.
- [RFC6241] Enns, R., Ed., Bjorklund, M., Ed., Schoenwaelder, J., Ed., and A. Bierman, Ed., "Network Configuration Protocol (NETCONF)", [RFC 6241](#), DOI 10.17487/RFC6241, June 2011, <<https://www.rfc-editor.org/info/rfc6241>>.
- [RFC8199] Bogdanovic, D., Claise, B., and C. Moberg, "YANG Module Classification", [RFC 8199](#), DOI 10.17487/RFC8199, July 2017, <<https://www.rfc-editor.org/info/rfc8199>>.
- [RFC8309] Wu, Q., Liu, W., and A. Farrel, "Service Models Explained", [RFC 8309](#), DOI 10.17487/RFC8309, January 2018, <<https://www.rfc-editor.org/info/rfc8309>>.
- [RFC8342] Bjorklund, M., Schoenwaelder, J., Shafer, P., Watsen, K., and R. Wilton, "Network Management Datastore Architecture (NMDA)", [RFC 8342](#), DOI 10.17487/RFC8342, March 2018, <<https://www.rfc-editor.org/info/rfc8342>>.
- [RFC8453] Ceccarelli, D., Ed. and Y. Lee, Ed., "Framework for Abstraction and Control of TE Networks (ACTN)", [RFC 8453](#), DOI 10.17487/RFC8453, August 2018, <<https://www.rfc-editor.org/info/rfc8453>>.
- [I-D.ietf-teas-yang-te-topo]
- Liu, X., Bryskin, I., Beeram, V., Saad, T., Shah, H., and O. Dios, "YANG Data Model for Traffic Engineering (TE) Topologies", [draft-ietf-teas-yang-te-topo-22](#) (work in progress), June 2019.
- [I-D.ietf-teas-actn-yang]
- Lee, Y., Zheng, H., Ceccarelli, D., Yoon, B., Dios, O., Shin, J., and S. Belotti, "Applicability of YANG models for Abstraction and Control of Traffic Engineered Networks", [draft-ietf-teas-actn-yang-04](#) (work in progress), August 2019.



## **Appendix A. Contributor Addresses**

Adrian Farrel  
Old Dog Consulting

E-Mail: [adrian@olddog.co.uk](mailto:adrian@olddog.co.uk)

Italo Busi  
Huawei Technologies

E-Mail: [Italo.Busi@huawei.com](mailto:Italo.Busi@huawei.com)

Haomian Zheng  
Huawei Technologies

E-Mail: [zhenghaomian@huawei.com](mailto:zhenghaomian@huawei.com)

### Authors' Addresses

Young Lee (editor)  
SKKU

Email: [younglee.tx@gmail.com](mailto:younglee.tx@gmail.com)

Dhruv Dhody (editor)  
Huawei Technologies

Email: [dhruv.ietf@gmail.com](mailto:dhruv.ietf@gmail.com)

Giuseppe Fioccola  
Huawei Technologies

Email: [giuseppe.fioccola@huawei.com](mailto:giuseppe.fioccola@huawei.com)

Qin Wu (editor)  
Huawei Technologies

Email: [bill.wu@huawei.com](mailto:bill.wu@huawei.com)



Daniele Ceccarelli  
Ericsson  
Torshamnsgatan, 48  
Stockholm, Sweden

Email: [daniele.ceccarelli@ericsson.com](mailto:daniele.ceccarelli@ericsson.com)

Jeff Tantsura  
Apstra

Email: [jefftant@gmail.com](mailto:jefftant@gmail.com)