

Workgroup: TEAS Working Group
Internet-Draft: draft-ietf-teas-yang-te-35
Published: 12 January 2024
Intended Status: Standards Track
Expires: 15 July 2024

Authors: T. Saad R. Gandhi X. Liu
 Cisco Systems Inc Cisco Systems Inc Alef Edge
 V. P. Beeram I. Bryskin
 Juniper Networks Individual

A YANG Data Model for Traffic Engineering Tunnels, Label Switched Paths and Interfaces

Abstract

This document defines a YANG data model for the provisioning and management of Traffic Engineering (TE) tunnels, Label Switched Paths (LSPs), and interfaces. The model covers data that is independent of any technology or dataplane encapsulation and is divided into two YANG modules that cover device-specific, and device independent data.

This model covers data for configuration, operational state, remote procedural calls, and event notifications.

Status of This Memo

This Internet-Draft is submitted in full conformance with the provisions of BCP 78 and BCP 79.

Internet-Drafts are working documents of the Internet Engineering Task Force (IETF). Note that other groups may also distribute working documents as Internet-Drafts. The list of current Internet-Drafts is at <https://datatracker.ietf.org/drafts/current/>.

Internet-Drafts are draft documents valid for a maximum of six months and may be updated, replaced, or obsoleted by other documents at any time. It is inappropriate to use Internet-Drafts as reference material or to cite them other than as "work in progress."

This Internet-Draft will expire on 15 July 2024.

Copyright Notice

Copyright (c) 2024 IETF Trust and the persons identified as the document authors. All rights reserved.

This document is subject to BCP 78 and the IETF Trust's Legal Provisions Relating to IETF Documents (<https://trustee.ietf.org/license-info>) in effect on the date of

publication of this document. Please review these documents carefully, as they describe your rights and restrictions with respect to this document. Code Components extracted from this document must include Revised BSD License text as described in Section 4.e of the Trust Legal Provisions and are provided without warranty as described in the Revised BSD License.

Table of Contents

- [1. Introduction](#)
- [2. Terms and Conventions](#)
 - [2.1. Requirements Language](#)
 - [2.2. Terminology](#)
 - [2.3. Prefixes in Data Node Names](#)
 - [2.4. Model Tree Diagrams](#)
- [3. Design Considerations](#)
 - [3.1. State Data Organization](#)
- [4. Model Overview](#)
 - [4.1. Module Relationship](#)
- [5. TE YANG Model](#)
 - [5.1. Module Structure](#)
 - [5.1.1. TE Globals](#)
 - [5.1.2. TE Tunnels](#)
 - [5.1.3. TE LSPs](#)
 - [5.2. Tree Diagram](#)
 - [5.3. YANG Module](#)
- [6. TE Device YANG Model](#)
 - [6.1. Module Structure](#)
 - [6.1.1. TE Interfaces](#)
 - [6.2. Tree Diagram](#)
 - [6.3. YANG Module](#)
- [7. Notifications](#)
- [8. IANA Considerations](#)
- [9. Security Considerations](#)
- [10. Acknowledgement](#)
- [11. Contributors](#)
- [12. Appendix A: Data Tree Examples](#)
 - [12.1. Basic Tunnel Setup](#)
 - [12.2. Global Named Path Constraints](#)
 - [12.3. Tunnel with Global Path Constraint](#)
 - [12.4. Tunnel with Per-tunnel Path Constraint](#)
 - [12.5. Tunnel State](#)
 - [12.6. Example TE Tunnel with Primary and Secondary Paths](#)
- [13. Appendix B: Full Model Tree Diagram](#)
- [14. References](#)
 - [14.1. Normative References](#)
 - [14.2. Informative References](#)
- [Authors' Addresses](#)

1. Introduction

YANG [[RFC6020](#)] and [[RFC7950](#)] is a data modeling language that was introduced to define the contents of a conceptual data store that allows networked devices to be managed using NETCONF [[RFC6241](#)]. YANG has proved relevant beyond its initial confines, as bindings to other interfaces (e.g. RESTCONF [[RFC8040](#)]) and encoding other than XML (e.g. JSON) are being defined. Furthermore, YANG data models can be used as the basis of implementation for other interfaces, such as CLI and programmatic APIs.

This document describes a YANG data model for Traffic Engineering (TE) tunnels, Label Switched Paths (LSPs), and interfaces. The data model is divided into two YANG modules. The module 'ietf-te.yang' includes data that is generic and device-independent, while the module 'ietf-te-device.yang' includes data that is device-specific.

The document describes a high-level relationship between the modules defined in this document, as well as other external protocol YANG modules. The TE generic YANG data model does not include any data specific to a signaling protocol. It is expected other data plane technology model(s) will augment the TE generic YANG data model.

Also, it is expected other YANG modules that model TE signaling protocols, such as RSVP-TE ([[RFC3209](#)], [[RFC3473](#)]), or Segment-Routing TE (SR-TE) [[RFC9256](#)] will augment the generic TE YANG module.

2. Terms and Conventions

2.1. Requirements Language

The key words "MUST", "MUST NOT", "REQUIRED", "SHALL", "SHALL NOT", "SHOULD", "SHOULD NOT", "RECOMMENDED", "NOT RECOMMENDED", "MAY", and "OPTIONAL" in this document are to be interpreted as described in BCP 14 [[RFC2119](#)] [[RFC8174](#)] when, and only when, they appear in all capitals, as shown here.

2.2. Terminology

The following terms are defined in [[RFC6241](#)] and are used in this specification:

*client

*configuration data

*state data

This document also makes use of the following terminology introduced in the YANG Data Modeling Language [[RFC7950](#)]:

*augment

*data model

*data node

2.3. Prefixes in Data Node Names

In this document, names of data nodes and other data model objects are prefixed using the standard prefix associated with the corresponding YANG imported modules, as shown in [Table 1](#).

Prefix	YANG module	Reference
yang	ietf-yang-types	[RFC6991]
inet	ietf-inet-types	[RFC6991]
rt-types	ietf-routing-types	[RFC8294]
te-types	ietf-te-types	[I-D.draft-ietf-teas-rfc8776-update]
te-packet-types	ietf-te-packet-types	[I-D.draft-ietf-teas-rfc8776-update]
te	ietf-te	this document
te-dev	ietf-te-device	this document

Table 1: Prefixes and corresponding YANG modules

2.4. Model Tree Diagrams

The tree diagrams extracted from the module(s) defined in this document are given in subsequent sections as per the syntax defined in [[RFC8340](#)].

3. Design Considerations

This document describes a generic TE YANG data model that is independent of any dataplane technology. One of the design objectives is to allow specific data plane technology models to reuse the TE generic data model and possibly augment it with technology specific data.

The elements of the generic TE YANG data model, including TE Tunnels, LSPs, and interfaces have leaf(s) that identify the technology layer where they reside. For example, the LSP encoding type can identify the technology associated with a TE Tunnel or LSP.

Also, the generic TE YANG data model does not cover signaling protocol data. The signaling protocol used to instantiate TE LSPs

are outside the scope of this document and expected to be covered by augmentations defined in other document(s).

The following other design considerations are taken into account with respect to data organization:

- *The generic TE YANG data model 'ietf-te' contains device independent data and can be used to model data off a device (e.g. on a TE controller). When the model is used to manage a specific device, the model contains the TE Tunnels originating from the specific device. When the model is used to manage a TE controller, the 'tunnel' list contains all TE Tunnels and TE tunnel segments originating from device(s) that the TE controller manages.

- *The device-specific TE data is defined in module 'ietf-te-device' as shown in [Figure 1](#).

- *In general, minimal elements in the model are designated as "mandatory" to allow freedom to vendors to adapt the data model to their specific product implementation.

- *Suitable defaults are specified for all configurable elements.

- *The model declares a number of TE functions as features that can be optionally supported.

3.1. State Data Organization

The Network Management Datastore Architecture (NMDA) [[RFC8342](#)] addresses modeling state data for ephemeral objects. This document adopts the NMDA model for configuration and state data representation as per IETF guidelines for new IETF YANG models.

4. Model Overview

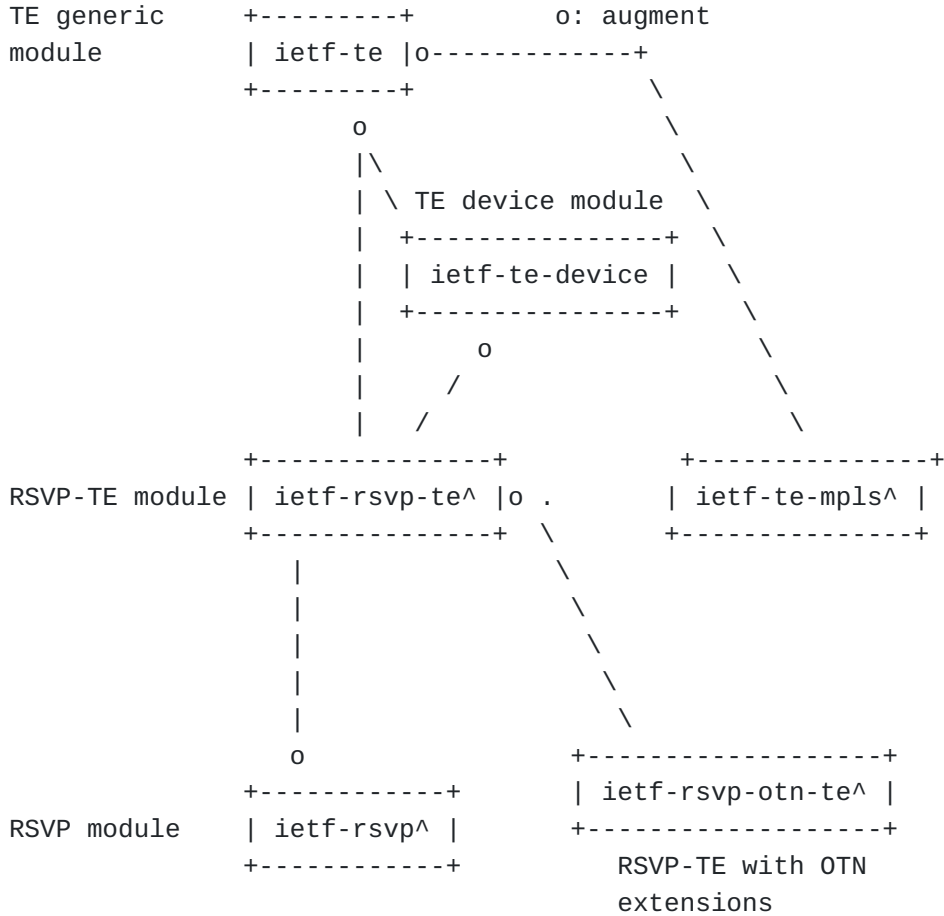
The data models defined in this document cover the core TE features that are commonly supported by different vendor implementations. The support of extended or vendor specific TE feature(s) is expected to either be in augmentations, or deviations to this model that are defined in separate documents.

4.1. Module Relationship

The generic TE YANG data model that is defined in "ietf-te.yang" covers the building blocks that are device independent and agnostic of any specific technology or control plane instances. The TE device model defined in "ietf-te-device.yang" augments the generic TE YANG data model and covers data that is specific to a device -- for

example, attributes of TE interfaces, or TE timers that are local to a TE node.

The TE data models for specific instances of data plane technology exist in separate YANG modules that augment the generic TE YANG data model. The TE data models for specific instances of signaling protocols are outside the scope of this document and are defined in other documents. For example, the RSVP-TE YANG model augmentation of the TE model is covered in a separate document.



X---oY indicates that module X augments module Y
 ^ indicates a module defined in other documents

Figure 1: Relationship of TE module(s) with signaling protocol modules

5. TE YANG Model

The generic TE YANG module ('ietf-te') is meant for the management and operation of a TE network. This includes creating, modifying and retrieving information about TE Tunnels, LSPs, and interfaces and their associated attributes (e.g. Administrative-Groups, SRLGs, etc.).

A full tree diagram of the TE model is shown in the Appendix in [Figure 13](#).

5.1. Module Structure

The 'te' container is the top level container in the 'ietf-te' module. The presence of the 'te' container enables TE function system wide. Below provides further descriptions of containers that exist under the 'te' top level container.

There are three further containers grouped under the 'te' container as shown in [Figure 2](#) and described below.

globals:

The 'globals' container maintains the set of global TE attributes that can be applicable to TE Tunnels and interfaces.

tunnels:

The 'tunnels' container includes the list of TE Tunnels that are instantiated. Refer to [Section 5.1.2](#) for further details on the properties of a TE Tunnel.

lsps:

The 'lsps' container includes the list of TE LSP(s) that are instantiated for TE Tunnels. Refer to [Section 5.1.3](#) for further details on the properties of a TE LSP.

The model also contains two Remote Procedure Calls (RPCs) as shown in [Figure 13](#) and described below.

tunnels-path-compute:

A RPC to request path computation for a specific TE Tunnel. The RPC allows requesting path computation using atomic and stateless operation. A tunnel may also be configured in 'compute-only' mode to provide stateful path updates - see [Section 5.1.2](#) for further details.

tunnels-action:

An RPC to request a specific action (e.g. reoptimize, or tear-and-setup) to be taken on a specific tunnel or all tunnels.

[Figure 13](#) shows the relationships of these containers and RPCs within the 'ietf-te' module.

```

module: ietf-te
+--rw te!
  +--rw globals
  |   ...
+--rw tunnels
  |   ...
+--ro lsps
  ...

rpcs:
+---x tunnels-path-compute
  | +---w input
  | |   ...
  | +--ro output
  |   ...
+---x tunnels-actions
  +---w input
  |   ...
  +--ro output
  ...

```

Figure 2: TE Tunnel model high-level YANG tree view

5.1.1. TE Globals

The 'globals' container covers properties that control a TE feature's behavior system-wide, and its respective state as shown in [Figure 3](#) and described in the text that follows.

```

+--rw globals
  | +--rw named-admin-groups
  | | +--rw named-admin-group* [name]
  | |   ...
  | +--rw named-srlgs
  | | +--rw named-srlg* [name]
  | |   ...
  | +--rw named-path-constraints
  |   +--rw named-path-constraint* [name]

```

Figure 3: TE globals YANG subtree high-level structure

named-admin-groups:

A YANG container for the list of named (extended) administrative groups that may be applied to TE links.

named-srlgs:

A YANG container for the list of named Shared Risk Link Groups (SRLGs) that may be applied to TE links.

named-path-constraints:

A YANG container for a list of named path constraints. Each named path constraint is composed of a set of constraints that can be applied during path computation. A named path constraint can be applied to multiple TE Tunnels. Path constraints may also be specified directly under the TE Tunnel. The path constraints specified under the TE Tunnel take precedence over the path constraints derived from the referenced named path constraint. A named path constraint entry can be formed of the path constraints shown in [Figure 4](#):

```
|  +--rw named-path-constraints
|    +--rw named-path-constraint* [name]
|          {te-types:named-path-constraints}?
|          +--rw name string
|          +--rw te-bandwidth
|          |    ...
|          +--rw link-protection? identityref
|          +--rw setup-priority? uint8
|          +--rw hold-priority? uint8
|          +--rw signaling-type? identityref
|          +--rw path-metric-bounds
|          |    ...
|          +--rw path-affinities-values
|          |    ...
|          +--rw path-affinity-names
|          |    ...
|          +--rw path-srlgs-lists
|          |    ...
|          +--rw path-srlgs-names
|          |    ...
|          +--rw disjointness?
|          |    te-path-disjointness
|          +--rw explicit-route-objects
|          |    ...
|          +--rw path-in-segment!
|          |    ...
|          +--rw path-out-segment!
|          |    ...
|          ...
```

Figure 4: Named path constraints YANG subtree

`oname`: A YANG leaf that holds the named path constraint entry. This is unique in the list and used as a key.

`ote-bandwidth`: A YANG container that holds the technology agnostic TE bandwidth constraint.

`olink-protection`: A YANG leaf that holds the link protection type constraint required for the links to be included in the computed path.

`osetup/hold priority`: YANG leaves that hold the LSP setup and hold admission priority as defined in [[RFC3209](#)].

`osignaling-type`: A YANG leaf that holds the LSP setup type, such as RSVP-TE or SR.

`opath-metric-bounds`: A YANG container that holds the set of metric bounds applicable on the computed TE tunnel path.

`opath-affinities-values`: A YANG container that holds the set of affinity values and mask to be used during path computation.

`opath-affinity-names`: A YANG container that holds the set of named affinity constraints and corresponding inclusion or exclusion instructions for each to be used during path computation.

`opath-srlgs-lists`: A YANG container that holds the set of SRLG values and corresponding inclusion or exclusion instructions to be used during path computation.

`opath-srlgs-names`: A YANG container that holds the set of named SRLG constraints and corresponding inclusion or exclusion instructions for each to be used during path computation.

`odisjointness`: The level of resource disjointness constraint that the secondary path of a TE tunnel has to adhere to.

`oexplicit-route-objects`: A YANG container that holds path constraints in the form of route entries present in following two lists:

- `o'route-object-exclude-always'`: a list of route entries that are always excluded from the path computation. The exclusion of a route entry in this list during path computation is not order sensitive.

`'route-object-include-exclude'`: a list of route entries to include or exclude route entry constraints for the path computation. The constraint type (include or exclude) is specified with each route entry. The path computation considers route entry constraints in the order they appear in this list. Once a route entry constraint is consumed from this list, it is not considered any further in the computation of the path.

The `'route-object-include-exclude'` is used to configure constraints on which route objects (e.g., nodes, links) are included or excluded in the path computation.

The interpretation of an empty `'route-object-include-exclude'` list depends on the TE Tunnel (end-to-end or Tunnel Segment) and on the specific path, according to the following rules:

1. An empty `'route-object-include-exclude'` list for the primary path of an end-to-end TE Tunnel indicates that there are no route objects to be included or excluded in the path computation.
2. An empty `'route-object-include-exclude'` list for the primary path of a TE Tunnel Segment indicates that no primary LSP is required for that TE Tunnel.
3. An empty `'route-object-include-exclude'` list for a reverse path means it always follows the forward path (i.e., the TE Tunnel is co-routed). When the `'route-object-include-exclude'` list is not empty, the reverse path is routed independently of the forward path.
4. An empty `'route-object-include-exclude'` list for the secondary (forward) path indicates that the secondary path has the same endpoints as the primary path.

`opath-in-segment`: A YANG container that contains a list of label restrictions that have to be taken into considerations when crossing domains. This TE tunnel segment in this case is being stitched to the upstream TE tunnel segment.

`opath-out-segment`: A YANG container that contains a list of label restrictions that have to be taken into considerations when crossing domains. The TE tunnel segment in this case is being stitched to the downstream TE tunnel segment.

5.1.2. TE Tunnels

The 'tunnels' container holds the list of TE Tunnels that are provisioned on ingress LER devices in the network as shown in [Figure 5](#).

```

module: ietf-te
+--rw te
  +--rw tunnels
    +--rw tunnel* [name]
      +--rw name string
      +--rw alias? string
      +--rw identifier? uint32
      +--rw color? uint32
      +--rw description? string
      +--rw admin-state? identityref
      +--ro operational-state? identityref
      +--rw encoding? identityref
      +--rw switching-type? identityref
      +--rw source
      | ...
      +--rw destination
      | ...
      +--rw bidirectional? boolean
      +--rw controller
      | ...
      +--rw reoptimize-timer? uint16
      +--rw association-objects
      | ...
      +--rw protection
      | ...
      +--rw restoration
      | ...
      +--rw network-id? nw:network-id
      +--rw te-topology-identifier
      | ...
      +--rw te-bandwidth
      | ...
      +--rw link-protection? identityref
      +--rw setup-priority? uint8
      +--rw hold-priority? uint8
      +--rw signaling-type? identityref
      +--rw hierarchy
      | ...
      +--rw primary-paths
      | ...
      +--rw secondary-paths
      | ...
      +--rw secondary-reverse-paths
      | ...
      +---x tunnel-action
      | ...
      +---x protection-external-commands
      ...

```

Figure 5: TE Tunnel YANG subtree structure

When the model is used to manage a specific device, the 'tunnel' list contains the TE Tunnels originating from the specific device. When the model is used to manage a TE controller, the 'tunnel' list contains all TE Tunnels and TE tunnel segments originating from device(s) that the TE controller manages.

The TE Tunnel model allows the configuration and management of the following TE tunnel objects:

TE Tunnel:

A YANG container of one or more TE LSPs established between the source and destination TE Tunnel termination points.

TE Path:

An engineered path that once instantiated in the forwarding plane can be used to forward traffic from the source to the destination TE Tunnel termination points.

TE LSP:

A TE LSP is a connection-oriented service established over a TE Path and that allows the delivery of traffic between the TE Tunnel source and destination termination points.

TE Tunnel Segment:

A part of a multi-domain TE Tunnel that is within a specific network domain.

The TE Tunnel has a number of attributes that are set directly under the tunnel (as shown in [Figure 5](#)). The main attributes of a TE Tunnel are described below:

operational-state:

A YANG leaf that holds the operational state of the tunnel.

name:

A YANG leaf that holds the name of a TE Tunnel. The name of the TE Tunnel uniquely identifies the tunnel within the TE tunnel list. The name of the TE Tunnel can be formatted as a Uniform Resource Indicator (URI) by including the namespace to ensure uniqueness of the name amongst all the TE Tunnels present on devices and controllers. The configured TE Tunnels can be reported with the name of the device embedded within the TE

Tunnel name. For initiated TE Tunnels from the controller, the controller is responsible to ensures that TE Tunnel names are unique.

alias:

A YANG leaf that holds an alternate name to the TE tunnel. Unlike the TE tunnel name, the alias can be modified at any time during the lifetime of the TE tunnel.

identifier:

A YANG leaf that holds an identifier of the tunnel. This identifier is unique amongst tunnels originated from the same ingress device.

color:

A YANG leaf that holds the color associated with the TE tunnel. The color is used to map or steer services that carry matching color on to the TE tunnel as described in [[RFC9012](#)].

admin-state:

A YANG leaf that holds the tunnel administrative state. The administrative status in state datastore transitions to 'tunnel-admin-up' when the tunnel used by the client layer, and to 'tunnel-admin-down' when it is not used by the client layer.

operational-state:

A YANG leaf that holds the tunnel operational state.

encoding/switching:

The 'encoding' and 'switching-type' are YANG leafs that define the specific technology in which the tunnel operates in as described in [[RFC3945](#)].

source/destination:

YANG containers that hold the tunnel source and destination node endpoints identities, including:

- te-node-id: A YANG leaf that holds the identifier of the source or destination of the TE Tunnel TE node identifiers as defined in [[I-D.draft-ietf-teas-rfc8776-update](#)].

-node-id: A YANG leaf that holds the identifier of the source or destination of the TE Tunnel node identifiers as defined in [[RFC8345](#)].

-tunnel-tp-id: A YANG leaf that holds the identifier of the source or destination of the TE Tunnel Termination Points (TTPs) as defined in [[RFC8795](#)]. The TTP identifiers are optional on nodes that have a single TTP per node. For example, TTP identifiers are optional for packet (IP/MPLS) routers.

bidirectional:

A YANG leaf that when present indicates the LSP of a TE Tunnel is bidirectional as defined in [[rfc3473](#)].

controller:

A YANG container that holds tunnel data relevant to an optional external TE controller that may initiate or control a tunnel. This target node may be augmented by external module(s), for example, to add data for PCEP initiated and/or delegated tunnels.

reoptimize-timer:

A YANG leaf to set the interval period for tunnel reoptimization.

association-objects:

A YANG container that holds the set of associations of the TE Tunnel to other TE Tunnels. Associations at the TE Tunnel level apply to all paths of the TE Tunnel. The TE tunnel associations can be overridden by associations configured directly under the TE Tunnel path.

protection:

A YANG container that holds the TE Tunnel protection properties.

restoration:

A YANG container that holds the TE Tunnel restoration properties.

te-topology-identifier:

A YANG container that holds the topology identifier associated with the topology where paths for the TE tunnel are computed as defined in [[RFC8795](#)].

network-id:

A YANG leaf that can optionally be used to identify the network topology where paths for the TE tunnel are computed as defined in [\[RFC8345\]](#).

hierarchy:

A YANG container that holds hierarchy related properties of the TE Tunnel. A TE LSP can be set up in MPLS or Generalized MPLS (GMPLS) networks to be used as a TE link to carry traffic in other (client) networks [\[RFC6107\]](#). In this case, the model introduces the TE Tunnel hierarchical link endpoint parameters to identify the specific link in the client layer that the underlying TE Tunnel is associated with. The hierarchy container includes the following:

o-dependency-tunnels: A set of hierarchical TE Tunnels provisioned or to be provisioned in the immediate lower layer that this TE tunnel depends on for multi-layer path computation. A dependency TE Tunnel is provisioned if and only if it is used (selected by path computation) at least by one client layer TE Tunnel. The TE link in the client layer network topology supported by a dependent TE Tunnel is dynamically created only when the dependency TE Tunnel is actually provisioned.

ohierarchical-link: A YANG container that holds the identity of the hierarchical link (in the client layer) that is supported by this TE Tunnel. The endpoints of the hierarchical link are defined by TE tunnel source and destination node endpoints. The hierarchical link can be identified by its source and destination link termination point identifiers.

primary-paths:

A YANG container that holds the list of primary paths. A primary path is identified by 'name'. A primary path is selected from the list to instantiate a primary forwarding LSP for the tunnel. The list of primary paths is visited by order of preference. A primary path has the following attributes:

-primary-reverse-path: A YANG container that holds properties of the primary reverse path. The reverse path is applicable to bidirectional TE Tunnels.

-candidate-secondary-paths: A YANG container that holds a list of candidate secondary paths which may be used for the primary path to support path protection. The candidate secondary

path(s) reference path(s) from the tunnel secondary paths list. The preference of the secondary paths is specified within the list and dictates the order of visiting the secondary path from the list. The attributes of a secondary path can be defined separately from the primary path. The attributes of a secondary path will be inherited from the associated 'active' primary when not explicitly defined for the secondary path.

secondary-paths:

A YANG container that holds the set of secondary paths. A secondary path is identified by 'name'. A secondary path can be referenced from the TE Tunnel's 'candidate-secondary-path' list.

secondary-reverse-paths:

A YANG container that holds the set of secondary reverse paths. A secondary reverse path is identified by 'name'. A secondary reverse path can be referenced from the TE Tunnel's 'candidate-secondary-reverse-paths' list. A secondary reverse path contains attributes similar to a primary path.

The following set of common path attributes are shared for primary (forward and reverse) and secondary paths:

path-computation-method:

A YANG leaf that specifies the method used for computing the TE path.

path-computation-server:

A YANG container that holds the path computation server properties when the path is externally queried.

compute-only:

A path of a TE Tunnel is, by default, provisioned so that it can be instantiated in the forwarding plane so that it can carry traffic as soon as a valid path is computed. In some cases, a TE path may be configured only for the purpose of computing a path and reporting it without the need to instantiate the LSP or commit any resources. In such a case, the path is configured in 'compute-only' mode to distinguish it from the default behavior. A 'compute-only' path is configured as usual with the associated per path constraint(s) and properties on a device or TE controller. The device or TE controller computes the feasible path(s) subject to configured constraints. A client may query the

'compute-only' computed path properties 'on-demand', or alternatively, can subscribe to be notified of computed path(s) and whenever the path properties change.

use-path-computation:

A YANG leaf that indicates whether or not path computation is to be used for a specified path.

lockdown:

A YANG leaf that when set indicates the existing path should not be reoptimized after a failure on any of its traversed links.

path-scope:

A YANG leaf that specifies the path scope if segment or an end-to-end path.

preference:

A YANG leaf that specifies the preference for the path. The lower the number higher the preference.

k-requested-paths:

A YANG leaf that specifies the number of k-shortest-paths requested from the path computation server and returned sorted by its optimization objective.

association-objects:

A YANG container that holds a list of tunnel association properties.

optimizations:

A YANG container that holds the optimization objectives that path computation will use to select a path.

named-path-constraint:

A YANG leafref that references an entry from the global list of named path constraints.

te-bandwidth:

A YANG container that holds the path bandwidth (see [\[I-D.draft-ietf-teas-rfc8776-update\]](#)).

link-protection:

A YANG leaf that specifies the link protection type required for the links to be included the computed path (see [[I-D.draft-ietf-teas-rfc8776-update](#)]).

setup/hold-priority:

see description provided in [Section 5.1.1](#). These values override those provided in the referenced named-path-constraint.

signaling-type:

see description provided in [Section 5.1.1](#). This value overrides the provided one in the referenced named-path-constraint.

path-metric-bounds:

see description provided in [Section 5.1.1](#). These values override those provided in the referenced named-path-constraint.

path-affinities-values:

see description provided in [Section 5.1.1](#). These values override those provided in the referenced named-path-constraint.

path-affinity-names:

see description provided in [Section 5.1.1](#). These values override those provided in the referenced named-path-constraint.

path-srlgs-lists:

see description provided in [Section 5.1.1](#). These values override those provided in the referenced named-path-constraint.

path-srlgs-names:

see description provided in [Section 5.1.1](#). These values override those provided in the referenced named-path-constraint.

disjointness:

see description provided in [Section 5.1.1](#). These values override those provided in the referenced named-path-constraint.

explicit-route-objects:

see description provided in [Section 5.1.1](#). These values override those provided in the referenced named-path-constraint.

path-in-segment:

see description provided in [Section 5.1.1](#). These values override those provided in the referenced named-path-constraint.

path-out-segment:

see description provided in [Section 5.1.1](#). These values override those provided in the referenced named-path-constraint.

computed-paths-properties:

A YANG container that holds properties for the list of computed paths.

computed-path-error-infos:

A YANG container that holds a list of errors related to the path.

lsp-provisioning-error-infos:

A YANG container that holds the list of LSP provisioning error information.

lsps:

A YANG container that holds a list of LSPs that have been instantiated for this specific path.

In addition to the path common attributes, the primary path has the following attributes that are not present in the secondary path:

*Only the primary path contains the list of 'candidate-secondary-paths' that can protect the primary path.

*Only the primary path can contain a primary-reverse-path associated with the primary path (and its associated list of 'candidate-secondary-reverse-path').

5.1.3. TE LSPs

The 'lsps' container includes the set of TE LSP(s) that have been instantiated. A TE LSP is identified by a 3-tuple ('tunnel-name', 'lsp-id', 'node').

When the model is used to manage a specific device, the 'lsps' list contains all TE LSP(s) that traverse the device (including ingressing, transiting and egressing the device).

When the model is used to manage a TE controller, the 'lsp' list contains the TE LSP(s) on devices managed by the controller that act as ingress, and may optionally include TE LSPs on devices managed by the controller that act as transit or egress role.

5.2. Tree Diagram

[Figure 6](#) shows the tree diagram of depth=4 for the generic TE YANG model defined in modules 'ietf-te.yang'. The full tree diagram is shown in [Section 13](#).

```

module: ietf-te
+--rw te
  +--rw enable?    boolean
  +--rw globals
    | +--rw named-admin-groups
    | | +--rw named-admin-group* [name]
    | |     {te-types:extended-admin-groups,
    | |     te-types:named-extended-admin-groups}?
    | |     ...
    | +--rw named-srllgs
    | | +--rw named-srllg* [name] {te-types:named-srllg-groups}?
    | |     ...
    | +--rw named-path-constraints
    | | +--rw named-path-constraint* [name]
    | |     {te-types:named-path-constraints}?
    | |     ...
+--rw tunnels
  | +--rw tunnel* [name]
  | | +--rw name                string
  | | +--rw alias?              string
  | | +--rw identifier?         uint32
  | | +--rw color?              uint32
  | | +--rw description?        string
  | | +--rw admin-state?        identityref
  | | +--ro operational-state?  identityref
  | | +--rw encoding?           identityref
  | | +--rw switching-type?     identityref
  | | +--rw source
  | | | ...
  | | +--rw destination
  | | | ...
  | | +--rw bidirectional?      boolean
  | | +--rw controller
  | | | ...
  | | +--rw reoptimize-timer?   uint16
  | | +--rw association-objects
  | | | ...
  | | +--rw protection
  | | | ...
  | | +--rw restoration
  | | | ...
  | | +--rw network-id?         nw:network-id
  | | +--rw te-topology-identifier
  | | | ...
  | | +--rw te-bandwidth
  | | | ...
  | | +--rw link-protection?    identityref
  | | +--rw setup-priority?     uint8
  | | +--rw hold-priority?      uint8

```

```

|   +--rw signaling-type?                identityref
|   +--rw hierarchy
|   |   ...
|   +--rw primary-paths
|   |   ...
|   +--rw secondary-paths
|   |   ...
|   +--rw secondary-reverse-paths
|   |   ...
|   +---x tunnel-action
|   |   ...
|   +---x protection-external-commands
|   |   ...
+--ro lsp
  +--ro lsp* [tunnel-name lsp-id node]
    +--ro tunnel-name                    string
    +--ro lsp-id                          uint16
    +--ro node
      |   te-types:te-node-id
    +--ro source?
      |   te-types:te-node-id
    +--ro destination?
      |   te-types:te-node-id
    +--ro tunnel-id?                      uint16
    +--ro extended-tunnel-id?
      |   yang:dotted-quad
    +--ro operational-state?              identityref
    +--ro signaling-type?                 identityref
    +--ro origin-type?                    enumeration
    +--ro lsp-resource-status?             enumeration
    +--ro lockout-of-normal?              boolean
    +--ro freeze?                          boolean
    +--ro lsp-protection-role?             enumeration
    +--ro lsp-protection-state?           identityref
    +--ro protection-group-ingress-node-id?
      |   te-types:te-node-id
    +--ro protection-group-egress-node-id?
      |   te-types:te-node-id
    +--ro lsp-actual-route-information
      ...

```

rpcs:

```

+---x tunnels-path-compute
| +---w input
| | +---w path-compute-info
| +--ro output
| +--ro path-compute-result
+---x tunnels-actions
  +---w input

```



```

| +---w tunnel-info
| | +---w (filter-type)
| |   ...
| +---w action-info
|   +---w action?      identityref
|   +---w disruptive? empty
+--ro output
   +--ro action-result? identityref

```

Figure 6: Tree diagram of depth-4 of TE Tunnel YANG data model

5.3. YANG Module

The generic TE YANG module 'ietf-te' imports the following modules:

*ietf-te-types defined in [[I-D.draft-ietf-teas-rfc8776-update](#)]

*ietf-yang-types and ietf-inet-types defined in [[RFC6991](#)]

*ietf-network and ietf-network-topology defined in [[RFC8345](#)]

This module references the following documents: [[RFC4206](#)], [[RFC4427](#)], [[RFC4872](#)], [[RFC3209](#)], [[RFC6780](#)], [[RFC7471](#)], [[RFC9012](#)], [[RFC8570](#)], [[RFC8232](#)], [[RFC7271](#)], [[RFC8234](#)], [[RFC7308](#)], and [[ITU G.808.1](#)].

```
<CODE BEGINS> file "ietf-te@2024-01-10.yang"

module ietf-te {
  yang-version 1.1;
  namespace "urn:ietf:params:xml:ns:yang:ietf-te";

  /* Replace with IANA when assigned */

  prefix te;

  /* Import TE generic types */

  import ietf-te-types {
    prefix te-types;
    reference
      "draft-ietf-teas-rfc8776-update: Common YANG Data Types
       for Traffic Engineering.";
  }
  import ietf-inet-types {
    prefix inet;
    reference
      "RFC6991: Common YANG Data Types.";
  }
  import ietf-yang-types {
    prefix yang;
    reference
      "RFC6991: Common YANG Data Types.";
  }
  import ietf-network {
    prefix "nw";
    reference "RFC 8345: A YANG Data Model for Network Topologies";
  }
  import ietf-network-topology {
    prefix "nt";
    reference "RFC 8345: A YANG Data Model for Network Topologies";
  }

  organization
    "IETF Traffic Engineering Architecture and Signaling (TEAS)
     Working Group.";
  contact
    "WG Web: <https://tools.ietf.org/wg/teas/>
     WG List: <mailto:teas@ietf.org>

     Editor: Tarek Saad
            <mailto:tsaad.net@gmail.com>

     Editor: Rakesh Gandhi
```

<mailto:rgandhi@cisco.com>

Editor: Vishnu Pavan Beeram
<mailto:vbeeram@juniper.net>

Editor: Himanshu Shah
<mailto:hshah@ciena.com>

Editor: Xufeng Liu
<mailto:xufeng.liu.ietf@gmail.com>

Editor: Igor Bryskin
<mailto:i_bryskin@yahoo.com>

Editor: Oscar Gonzalez de Dios
<mailto:oscar.gonzalezdedios@telefonica.com>;

description

"YANG data module for TE configuration, state, and RPCs.
The model fully conforms to the Network Management
Datastore Architecture (NMDA).

Copyright (c) 2023 IETF Trust and the persons identified as
authors of the code. All rights reserved.

Redistribution and use in source and binary forms, with or
without modification, is permitted pursuant to, and subject to
the license terms contained in, the Revised BSD License set
forth in Section 4.c of the IETF Trust's Legal Provisions
Relating to IETF Documents
(<https://trustee.ietf.org/license-info>).

This version of this YANG module is part of RFC XXXX
(<https://www.rfc-editor.org/info/rfcXXXX>); see the RFC itself
for full legal notices.";

// RFC Ed.: replace XXXX with actual RFC number and remove this
// note.
// RFC Ed.: update the date below with the date of RFC publication
// and remove this note.

```
revision 2024-01-10 {  
  description  
    "Initial revision for the TE generic YANG module.";  
  reference  
    "RFCXXXX: A YANG Data Model for Traffic Engineering Tunnels  
    and Interfaces.";  
}
```

```
typedef tunnel-ref {
```

```

type leafref {
  path "/te:te/te:tunnels/te:tunnel/te:name";
  require-instance false;
}
description
  "This type is used by data models that need to reference
  configured TE tunnel.";
}

typedef te-gen-node-id {
  type union {
    type te-types:te-node-id;
    type inet:ip-address;
    type nw:node-id;
  }
  description
    "Generic type that identifies a node in a TE topology.";
}

/**
 * TE tunnel generic groupings
 */

grouping te-generic-node-id {
  description
    "A reusable grouping for a TE generic node identifier.";
  leaf id {
    type te-gen-node-id;
    description
      "The identifier of the node. Can be represented as IP
      address or dotted quad address or as an URI.";
  }
  leaf type {
    type enumeration {
      enum ip {
        description
          "IP address representation of the node identifier.";
      }
      enum dotted-quad {
        description
          "Dotted quad address representation of the node
          identifier.";
      }
      enum node-id {
        description
          "URI representation of the node identifier.";
      }
    }
  }
  description

```

```

        "Type of node identifier representation.";
    }
}

grouping path-common-properties {
    description
        "Common path attributes.";
    leaf name {
        type string;
        description
            "TE path name.";
    }
    leaf path-computation-method {
        type identityref {
            base te-types:path-computation-method;
        }
        default "te-types:path-locally-computed";
        description
            "The method used for computing the path, either
            locally computed, queried from a server or not
            computed at all (explicitly configured).";
    }
    container path-computation-server {
        when "derived-from-or-self(..path-computation-method, "
            + "'te-types:path-externally-queried')" {
            description
                "The path-computation server when the path is
                externally queried.";
        }
        uses te-generic-node-id;
        description
            "Address of the external path computation
            server.";
    }
    leaf compute-only {
        type empty;
        description
            "When present, the path is computed and updated whenever
            the topology is updated. No resources are committed
            or reserved in the network.";
    }
    leaf use-path-computation {
        when "derived-from-or-self(..path-computation-method, "
            + "'te-types:path-locally-computed')";
        type boolean;
        default "true";
        description
            "When 'true' indicates the path is dynamically computed
            and/or validated against the Traffic-Engineering Database

```

```

        (TED), and when 'false' indicates no path expansion or
        validation against the TED is required.";
    }
    leaf lockdown {
        type empty;
        description
            "When present, indicates no reoptimization to be attempted
            for this path.";
    }
    leaf path-scope {
        type identityref {
            base te-types:path-scope-type;
        }
        default "te-types:path-scope-end-to-end";
        config false;
        description
            "Indicates whether the path is a segment or portion of
            of the full path., or is the an end-to-end path for
            the TE Tunnel.";
    }
}

/* This grouping is re-used in path-computation rpc */
grouping path-compute-info {
    description
        "Attributes used for path computation request.";
    uses tunnel-associations-properties;
    uses te-types:generic-path-optimization;
    leaf named-path-constraint {
        if-feature "te-types:named-path-constraints";
        type leafref {
            path "/te:te/te:globals/te:named-path-constraints/"
                + "te:named-path-constraint/te:name";
        }
        description
            "Reference to a globally defined named path constraint set.";
    }
    uses path-constraints-common;
}

/* This grouping is re-used in path-computation rpc */
grouping path-forward-properties {
    description
        "The path preference.";
    leaf preference {
        type uint8 {
            range "1..255";
        }
        default "1";
    }
}

```

```

description
  "Specifies a preference for this path. The lower the number
    higher the preference.";
}
leaf co-routed {
  when "/te:te/te:tunnels/te:tunnel/te:bidirectional = 'true'" {
    description
      "Applicable to bidirectional tunnels only.";
  }
  type boolean;
  default "false";
  description
    "Indicates whether the reverse path must to be co-routed
      with the primary.";
}
}

/* This grouping is re-used in path-computation rpc */
grouping k-requested-paths {
  description
    "The k-shortest paths requests.";
  leaf k-requested-paths {
    type uint8;
    default "1";
    description
      "The number of k-shortest-paths requested from the path
        computation server and returned sorted by its optimization
        objective.";
  }
}

grouping path-state {
  description
    "TE per path state parameters.";
  uses path-computation-response;
  container lsp-provisioning-error-infos {
    config false;
    description
      "LSP provisioning error information.";
    list lsp-provisioning-error-info {
      description
        "List of LSP provisioning error info entries.";
      leaf error-reason {
        type identityref {
          base te-types:lsp-provisioning-error-reason;
        }
        description
          "LSP provision error type.";
      }
    }
  }
}

```

```

leaf error-description {
    type string;
    description
        "The textual representation of the error occurred during
        path computation.";
}
leaf error-timestamp {
    type yang:date-and-time;
    description
        "Timestamp of when the reported error occurred.";
}
leaf error-node-id {
    type te-types:te-node-id;
    description
        "Node identifier of node where error occurred.";
}
leaf error-link-id {
    type te-types:te-tp-id;
    description
        "Link ID where the error occurred.";
}
leaf lsp-id {
    type uint16;
    description
        "The LSP-ID for which path computation was performed.";
}
}
}
}
container lsps {
    config false;
    description
        "The TE LSPs container.";
    list lsp {
        key "node lsp-id";
        description
            "List of LSPs associated with the tunnel.";
        leaf tunnel-name {
            type leafref {
                path "/te:te/te:lsps/te:lsp/te:tunnel-name";
            }
            description "TE tunnel name.";
        }
        leaf node {
            type leafref {
                path "/te:te/te:lsps/te:lsp[tunnel-name="
                    + "current()/../te:tunnel-name][lsp-id="
                    + "current()/../te:lsp-id]/te:node";
            }
            description "The node where the LSP state resides on.";
        }
    }
}

```



```

    }
    leaf lsp-id {
      type leafref {
        path "/te:te/te:lsp/te:lsp[tunnel-name="
          + "current()/../tunnel-name]/te:lsp-id";
      }
      description "The TE LSP identifier.";
    }
  }
}
}
}

```

```

/* This grouping is re-used in path-computation rpc */
grouping path-computation-response {
  description
    "Attributes reported by path computation response.";
  container computed-paths-properties {
    config false;
    description
      "Computed path properties container.";
    list computed-path-properties {
      key "k-index";
      description
        "List of computed paths.";
      leaf k-index {
        type uint8;
        description
          "The k-th path returned from the computation server.
          A lower k value path is more optimal than higher k
          value path(s)";
      }
    }
    uses te-types:generic-path-properties {
      augment "path-properties" {
        description
          "additional path properties returned by path
          computation.";
        uses te-types:te-bandwidth;
        leaf disjointness-type {
          type te-types:te-path-disjointness;
          config false;
          description
            "The type of resource disjointness.
            When reported for a primary path, it represents the
            minimum level of disjointness of all the secondary
            paths. When reported for a secondary path, it
            represents the disjointness of the secondary path.";
        }
      }
    }
  }
}
}
}

```

```

    }
  }
  container computed-path-error-infos {
    config false;
    description
      "Path computation information container.";
    list computed-path-error-info {
      description
        "List of path computation info entries.";
      leaf error-description {
        type string;
        description
          "Textual representation of the error that occurred
            during path computation.";
      }
      leaf error-timestamp {
        type yang:date-and-time;
        description
          "Timestamp of last path computation attempt.";
      }
      leaf error-reason {
        type identityref {
          base te-types:path-computation-error-reason;
        }
        description
          "Reason for the path computation error.";
      }
    }
  }
}

```

```

grouping protection-restoration-properties {
  description
    "Protection and restoration parameters.";
  container protection {
    description
      "Protection parameters.";
    leaf protection-type {
      type identityref {
        base te-types:lsp-protection-type;
      }
      default "te-types:lsp-protection-unprotected";
      description
        "LSP protection type.";
    }
    leaf protection-reversion-disable {
      type boolean;
      default "false";
      description

```

```

        "Disable protection reversion to working path.";
    }
    leaf hold-off-time {
        type uint32;
        units "milli-seconds";
        description
            "The time between the declaration of an SF or SD condition
            and the initialization of the protection switching
            algorithm.";
        reference
            "RFC4427";
    }
    leaf wait-to-revert {
        type uint16;
        units "seconds";
        description
            "Time to wait before attempting LSP reversion.";
        reference
            "RFC4427";
    }
    leaf aps-signal-id {
        type uint8 {
            range "1..255";
        }
        default "1";
        description
            "The APS signal number used to reference the traffic of
            this tunnel. The default value for normal traffic is 1.
            The default value for extra-traffic is 255. If not
            specified, non-default values can be assigned by the
            server, if and only if, the server controls both
            endpoints.";
        reference
            "ITU_G.808.1";
    }
}
container restoration {
    description
        "Restoration parameters.";
    leaf restoration-type {
        type identityref {
            base te-types:lsp-restoration-type;
        }
        description
            "LSP restoration type.";
    }
    leaf restoration-scheme {
        type identityref {
            base te-types:restoration-scheme-type;
        }
    }
}

```

```

    }
    default "te-types:restoration-scheme-preconfigured";
    description
        "LSP restoration scheme.";
}
leaf restoration-reversion-disable {
    type boolean;
    default "false";
    description
        "Disable restoration reversion to working path.";
}
leaf hold-off-time {
    type uint32;
    units "milli-seconds";
    description
        "The time between the declaration of an SF or SD condition
        and the initialization of the protection switching
        algorithm.";
    reference
        "RFC4427";
}
leaf wait-to-restore {
    type uint16;
    units "seconds";
    description
        "Time to wait before attempting LSP restoration.";
    reference
        "RFC4427";
}
leaf wait-to-revert {
    type uint16;
    units "seconds";
    description
        "Time to wait before attempting LSP reversion.";
    reference
        "RFC4427";
}
}
}

grouping tunnel-associations-properties {
    description
        "TE tunnel association grouping.";
    container association-objects {
        description
            "TE tunnel associations.";
        list association-object {
            key "association-key";
            unique "type id source/id source/type";
        }
    }
}

```

```

description
  "List of association base objects.";
reference
  "RFC4872";
leaf association-key {
  type string;
  description
    "Association key used to identify a specific
    association in the list";
}
leaf type {
  type identityref {
    base te-types:association-type;
  }
  description
    "Association type.";
  reference
    "RFC4872";
}
leaf id {
  type uint16;
  description
    "Association identifier.";
  reference
    "RFC4872";
}
container source {
  uses te-generic-node-id;
  description
    "Association source.";
  reference
    "RFC4872";
}
}
list association-object-extended {
  key "association-key";
  unique
    "type id source/id source/type global-source extended-id";
  description
    "List of extended association objects.";
  reference
    "RFC6780";
  leaf association-key {
    type string;
    description
      "Association key used to identify a specific
      association in the list";
  }
  leaf type {

```

```

    type identityref {
      base te-types:association-type;
    }
    description
      "Association type.";
    reference
      "RFC4872, RFC6780";
  }
  leaf id {
    type uint16;
    description
      "Association identifier.";
    reference
      "RFC4872, RFC6780";
  }
  container source {
    uses te-generic-node-id;
    description
      "Association source.";
    reference
      "RFC4872, RFC6780";
  }
  leaf global-source {
    type uint32;
    description
      "Association global source.";
    reference
      "RFC6780";
  }
  leaf extended-id {
    type yang:hex-string;
    description
      "Association extended identifier.";
    reference
      "RFC6780";
  }
}
}
}

grouping tunnel-end-point {
  description
    "Common grouping used to specify the tunnel source and
    destination end-points.";
  leaf node-id {
    type nw:node-id;
    description
      "The TE tunnel end-point node identifier";
  }
}

```

```

leaf te-node-id {
  type te-types:te-node-id;
  description
    "The TE tunnel end-point TE node identifier";
}
leaf tunnel-tp-id {
  when "../node-id or ../te-node-id" {
    description
      "The TE tunnel termination point identifier is local to
      a node";
  }
  type binary;
  description
    "The TE tunnel end-point TE tunnel termination point
    identifier";
}
}

```

```

/* This grouping is re-used in path-computation rpc */
grouping tunnel-common-attributes {
  description
    "Common grouping to define the TE tunnel parameters";
  container source {
    description
      "TE tunnel source end-point.";
    uses tunnel-end-point;
  }
  container destination {
    description
      "TE tunnel destination end-point.";
    uses tunnel-end-point;
  }
  leaf bidirectional {
    type boolean;
    default "false";
    description
      "Indicates a bidirectional tunnel";
  }
}

```

```

/* This grouping is re-used in path-computation rpc */
grouping tunnel-hierarchy-properties {
  description
    "A grouping for TE tunnel hierarchy information.";
  container hierarchy {
    description
      "Container for TE hierarchy related information.";
    container dependency-tunnels {
      description

```

```

    "List of tunnels that this tunnel can be potentially
    dependent on.";
list dependency-tunnel {
    key "name";
    description
        "A tunnel entry that this tunnel can potentially depend
        on.";
    leaf name {
        type tunnel-ref;
        description
            "Dependency tunnel name. The tunnel may not have been
            instantiated yet.";
    }
    uses te-types:encoding-and-switching-type;
}
}
container hierarchical-link {
    description
        "Identifies a hierarchical link (in client layer)
        that this tunnel is associated with. By default, the
        topology of the hierarchical link is the same topology of
        the tunnel.";
    reference
        "RFC4206";
    leaf enable {
        type boolean;
        default "false";
        description
            "Enables the hierarchical link properties supported by
            this tunnel";
    }
    leaf local-node-id {
        type nw:node-id;
        description
            "The local node identifier.";
    }
    leaf local-te-node-id {
        type te-types:te-node-id;
        description
            "The local TE node identifier.";
    }
    leaf local-link-tp-id {
        type nt:tp-id;
        description
            "The local link termination point identifier.";
    }
    leaf local-te-link-tp-id {
        type te-types:te-tp-id;
        description

```



```

        "The local TE link termination point identifier.";
    }
    leaf remote-link-tp-id {
        type nt:tp-id;
        description
            "The remote link termination point identifier.";
    }
    leaf remote-te-node-id {
        type te-types:te-node-id;
        description
            "Remote TE node identifier.";
    }
    leaf network-id {
        type nw:network-id;
        description
            "The network topology identifier where the hierarchical
            link supported by this TE tunnel is instantiated.";
    }
    uses te-types:te-topology-identifier {
        description
            "The TE topology identifier where the hierarchical link
            supported by this TE tunnel is instantiated.";
    }
}
}
}

grouping path-constraints-common {
    description
        "Global named path constraints configuration
        grouping.";
    uses te-types:common-path-constraints-attributes;
    uses te-types:generic-path-disjointness;
    uses te-types:path-constraints-route-objects;
    container path-in-segment {
        presence "The end-to-end tunnel starts in a previous domain;
            this tunnel is a segment in the current domain.";
        description
            "If an end-to-end tunnel crosses multiple domains using
            the same technology, some additional constraints have to be
            taken in consideration in each domain.
            This TE tunnel segment is stitched to the upstream TE tunnel
            segment.";
        uses te-types:label-set-info;
    }
    container path-out-segment {
        presence
            "The end-to-end tunnel is not terminated in this domain;
            this tunnel is a segment in the current domain.";
    }
}

```

```

description
    "If an end-to-end tunnel crosses multiple domains using
    the same technology, some additional constraints have to be
    taken in consideration in each domain.
    This TE tunnel segment is stitched to the downstream TE
    tunnel segment.";
    uses te-types:label-set-info;
}
}

/**
 * TE container
 */

container te {
    description
        "TE global container.";
    leaf enable {
        type boolean;
        description
            "Enables the TE component features.";
    }
}

/* TE Global Data */
container globals {
    description
        "Globals TE system-wide configuration data container.";
    container named-admin-groups {
        description
            "TE named admin groups container.";
        list named-admin-group {
            if-feature "te-types:extended-admin-groups";
            if-feature "te-types:named-extended-admin-groups";
            key "name";
            description
                "List of named TE admin-groups.";
            leaf name {
                type string;
                description
                    "A string name that uniquely identifies a TE
                    interface named admin-group.";
            }
            leaf bit-position {
                type uint32;
                description
                    "Bit position representing the administrative group.";
                reference
                    "RFC3209 and RFC7308";
            }
        }
    }
}

```

```

    }
  }
  container named-srlgs {
    description
      "TE named SRLGs container.";
    list named-srlg {
      if-feature "te-types:named-srlg-groups";
      key "name";
      description
        "A list of named SRLG groups.";
      leaf name {
        type string;
        description
          "A string name that uniquely identifies a TE
            interface named SRLG.";
      }
      leaf value {
        type te-types:srlg;
        description
          "An SRLG value.";
      }
      leaf cost {
        type uint32;
        description
          "SRLG associated cost. Used during path to append
            the path cost when traversing a link with this SRLG.";
      }
    }
  }
}
container named-path-constraints {
  description
    "TE named path constraints container.";
  list named-path-constraint {
    if-feature "te-types:named-path-constraints";
    key "name";
    leaf name {
      type string;
      description
        "A string name that uniquely identifies a
          path constraint set.";
    }
    uses path-constraints-common;
    description
      "A list of named path constraints.";
  }
}
}
}

```

```

/* TE Tunnel Data */
container tunnels {
  description
    "Tunnels TE configuration data container.";
  list tunnel {
    key "name";
    description
      "The list of TE tunnels.";
    leaf name {
      type string;
      description
        "TE tunnel name.";
    }
    leaf alias {
      type string;
      description
        "An alternate name of the TE tunnel that can be modified
        anytime during its lifetime.";
    }
    leaf identifier {
      type uint32;
      description
        "TE tunnel Identifier.";
      reference
        "RFC3209";
    }
    leaf color {
      type uint32;
      description "The color associated with the TE tunnel.";
      reference "RFC9012";
    }
    leaf description {
      type string;
      default "None";
      description
        "Textual description for this TE tunnel.";
    }
    leaf admin-state {
      type identityref {
        base te-types:tunnel-admin-state-type;
      }
      default "te-types:tunnel-admin-state-up";
      description
        "TE tunnel administrative state.";
    }
    leaf operational-state {
      type identityref {
        base te-types:tunnel-state-type;
      }
    }
  }
}

```

```

    }
    config false;
    description
        "TE tunnel operational state.";
}
uses te-types:encoding-and-switching-type;
uses tunnel-common-attributes;
container controller {
    description
        "Contains tunnel data relevant to external controller(s).
        This target node may be augmented by external module(s),
        for example, to add data for PCEP initiated and/or
        delegated tunnels.";
    leaf protocol-origin {
        type identityref {
            base te-types:protocol-origin-type;
        }
        description
            "The protocol origin for instantiating the tunnel.";
    }
    leaf controller-entity-id {
        type string;
        description
            "An identifier unique within the scope of visibility
            that associated with the entity that controls the
            tunnel.";
        reference "RFC8232";
    }
}
leaf reoptimize-timer {
    type uint16;
    units "seconds";
    description
        "Frequency of reoptimization of a traffic engineered
        LSP.";
}
uses tunnel-associations-properties;
uses protection-restoration-properties;
uses te-types:tunnel-constraints;
uses tunnel-hierarchy-properties;
container primary-paths {
    description
        "The set of primary paths.";
    reference "RFC4872";
    list primary-path {
        key "name";
        description
            "List of primary paths for this tunnel.";
        leaf active {

```

```

type boolean;
config false;
description
    "Indicates an active path that
    has been selected from the primary paths list.";
}
uses path-common-properties;
uses path-forward-properties;
uses k-requested-paths;
uses path-compute-info;
uses path-state;
container primary-reverse-path {
    when "../.../te:bidirectional = 'true'";
    description
        "The reverse primary path properties.";
    uses path-common-properties;
    uses path-compute-info;
    uses path-state;
    container candidate-secondary-reverse-paths {
        description
            "The set of referenced candidate reverse secondary
            paths from the full set of secondary reverse paths
            which may be used for this primary path.";
        list candidate-secondary-reverse-path {
            key "secondary-reverse-path";
            ordered-by user;
            description
                "List of candidate secondary reverse path(s)";
            leaf secondary-reverse-path {
                type leafref {
                    path "../.../.../.../.../..."
                        + "te:secondary-reverse-paths/"
                        + "te:secondary-reverse-path/te:name";
                }
                description
                    "A reference to the secondary reverse path that
                    may be utilized when the containing primary
                    reverse path is in use.";
            }
            leaf active {
                type boolean;
                config false;
                description
                    "Indicates an active path that has been
                    selected from the secondary reverse paths
                    list.";
            }
        }
    }
}
}
}

```

```

}
container candidate-secondary-paths {
  description
    "The set of candidate secondary paths which may be
    used for this primary path. When secondary paths are
    specified in the list the path of the secondary LSP
    in use must be restricted to those paths
    referenced.

    The priority of the secondary paths is specified
    within the list. Higher priority values are less
    preferred - that is to say that a path with priority
    0 is the most preferred path. In the case that the
    list is empty, any secondary path may be
    utilised when the current primary path is in use.";
  list candidate-secondary-path {
    key "secondary-path";
    ordered-by user;
    description
      "List of candidate secondary paths for this
      tunnel.";
    leaf secondary-path {
      type leafref {
        path "../../../te:secondary-paths/"
          + "te:secondary-path/te:name";
      }
      description
        "A reference to the secondary path that may be
        utilised when the containing primary path is
        in use.";
    }
    leaf active {
      type boolean;
      config false;
      description
        "Indicates an active path that has been selected
        from the candidate secondary paths.";
    }
  }
}
}
}
}
}
container secondary-paths {
  description
    "The set of secondary paths.";
  reference "RFC4872";
  list secondary-path {
    key "name";
    description
      "List of secondary paths for this tunnel.";
  }
}

```

```

uses path-common-properties;
leaf preference {
    type uint8 {
        range "1..255";
    }
    default "1";
    description
        "Specifies a preference for this path. The lower the
        number higher the preference.";
}
leaf secondary-reverse-path {
    type leafref {
        path "../.../..."
        + "te:secondary-reverse-paths/"
        + "te:secondary-reverse-path/te:name";
    }
    description
        "A reference to the reverse secondary path when
        co-routed with the secondary path.";
}
uses path-compute-info;
uses protection-restoration-properties;
uses path-state;
}
}
container secondary-reverse-paths {
    description
        "The set of secondary reverse paths.";
    list secondary-reverse-path {
        key "name";
        description
            "List of secondary paths for this tunnel.";
        uses path-common-properties;
        leaf preference {
            type uint8 {
                range "1..255";
            }
            default "1";
            description
                "Specifies a preference for this path. The lower the
                number higher the preference. Paths that have the
                same preference will be activated together.";
        }
        uses path-compute-info;
        uses protection-restoration-properties;
        uses path-state;
    }
}
}
action tunnel-action {

```



```

description
  "Action commands to manipulate the TE tunnel state.";
reference
  "RFC 3209: RSVP-TE: Extensions to RSVP for LSP Tunnels,
  Section 2.5";
input {
  leaf action-type {
    type identityref {
      base te-types:tunnel-action-type;
    }
    description
      "The action to be invoked on the TE tunnel.";
  }
}
output {
  leaf action-result {
    type identityref {
      base te-types:te-action-result;
    }
    description
      "The result of the tunnel action operation.";
  }
}
}
action protection-external-commands {
  description
    "Actions to manipulate the protection external
    commands of the TE tunnel.";
  reference
    "RFC 4427: Recovery (Protection and Restoration)
    Terminology for Generalized Multi-Protocol Label
    Switching (GMPLS)";
  input {
    leaf protection-external-command {
      type identityref {
        base te-types:protection-external-commands;
      }
      description
        "Protection external command.";
    }
  }
  leaf protection-group-ingress-node {
    type boolean;
    default "true";
    description
      "When 'true', indicates that the action is
      applied on ingress node.
      By default, the action applies to the ingress node
      only.";
  }
}

```

```

leaf protection-group-egress-node {
    type boolean;
    default "false";
    description
        "When set to 'true', indicates that the action is
        applied on egress node.
        By default, the action applies to the ingress node
        only.";
}
leaf path-name {
    type string;
    description
        "The name of the path that the external command
        applies to.";
}
leaf path-type {
    type te-types:path-type;
    description
        "The type of the path that the external command
        applies to.";
}
leaf traffic-type {
    type enumeration {
        enum normal-traffic {
            description
                "The manual-switch or forced-switch command
                applies to the normal traffic (this Tunnel).";
        }
        enum null-traffic {
            description
                "The manual-switch or forced-switch command
                applies to the null traffic.";
        }
        enum extra-traffic {
            description
                "The manual-switch or forced-switch command
                applies to the extra traffic (the extra-traffic
                Tunnel sharing protection bandwidth with this
                Tunnel).";
        }
    }
    description
        "Indicates whether the manual-switch or forced-switch
        commands applies to the normal traffic, the null
        traffic or the extra-traffic.";
    reference
        "RFC4427";
}
leaf extra-traffic-tunnel-ref {

```



```

}
leaf destination {
    type te-types:te-node-id;
    description
        "The tunnel endpoint address.";
    reference
        "RFC3209";
}
leaf tunnel-id {
    type uint16;
    description
        "The tunnel identifier that remains
        constant over the life of the tunnel.";
    reference
        "RFC3209";
}
leaf extended-tunnel-id {
    type yang:dotted-quad;
    description
        "The LSP Extended Tunnel ID.";
    reference
        "RFC3209";
}
leaf operational-state {
    type identityref {
        base te-types:lsp-state-type;
    }
    description
        "The LSP operational state.";
}
leaf signaling-type {
    type identityref {
        base te-types:path-signaling-type;
    }
    description
        "The signaling protocol used to set up this LSP.";
}
leaf origin-type {
    type enumeration {
        enum ingress {
            description
                "Origin ingress.";
        }
        enum egress {
            description
                "Origin egress.";
        }
        enum transit {
            description

```

```

        "Origin transit.";
    }
}
description
    "The origin of the LSP relative to the location of the
    local switch in the path.";
}
leaf lsp-resource-status {
    type enumeration {
        enum primary {
            description
                "A primary LSP is a fully established LSP for which
                the resource allocation has been committed at the
                data plane.";
        }
        enum secondary {
            description
                "A secondary LSP is an LSP that has been provisioned
                in the control plane only; e.g. resource allocation
                has not been committed at the data plane.";
        }
    }
}
description
    "LSP resource allocation state.";
reference
    "RFC4872, section 4.2.1";
}
leaf lockout-of-normal {
    type boolean;
    description
        "When set to 'true', it represents a lockout of normal
        traffic external command. When set to 'false', it
        represents a clear lockout of normal traffic external
        command. The lockout of normal traffic command applies
        to this Tunnel.";
    reference
        "RFC4427";
}
leaf freeze {
    type boolean;
    description
        "When set to 'true', it represents a freeze external
        command. When set to 'false', it represents a clear
        freeze external command. The freeze command applies to
        all the Tunnels which are sharing the protection
        resources with this Tunnel.";
    reference
        "RFC4427";
}
}

```

```

leaf lsp-protection-role {
  type enumeration {
    enum working {
      description
        "A working LSP must be a primary LSP whilst a
        protecting LSP can be either a primary or a
        secondary LSP. Also, known as protected LSPs when
        working LSPs are associated with protecting LSPs.";
    }
    enum protecting {
      description
        "A secondary LSP is an LSP that has been provisioned
        in the control plane only; e.g. resource allocation
        has not been committed at the data plane.";
    }
  }
  description
    "LSP role type.";
  reference
    "RFC4872, section 4.2.1";
}
leaf lsp-protection-state {
  type identityref {
    base te-types:lsp-protection-state;
  }
  config false;
  description
    "The reported protection state controlling which
    tunnel is using the resources of the protecting LSP.";
}
leaf protection-group-ingress-node-id {
  type te-types:te-node-id;
  description
    "Indicates the te-node-id of the protection group
    ingress node when the APS state represents an external
    command (LoP, SF, MS) applied to it or a WTR timer
    running on it. If the external command is not applied to
    the ingress node or the WTR timer is not running on it,
    this attribute is not specified. A value 0.0.0.0 is used
    when the te-node-id of the protection group ingress node
    is unknown (e.g., because the ingress node is outside
    the scope of control of the server)";
}
leaf protection-group-egress-node-id {
  type te-types:te-node-id;
  description
    "Indicates the te-node-id of the protection group egress
    node when the APS state represents an external command
    (LoP, SF, MS) applied to it or a WTR timer running on

```



```

        * target.
        */
        description
            "RPC output information.";
    }
}
}

rpc tunnels-actions {
    description
        "RPC that manipulates the state of a TE tunnel.";
    reference
        "RFC 3209: RSVP-TE: Extensions to RSVP for LSP Tunnels,
        Section 2.5";
    input {
        container tunnel-info {
            description
                "TE tunnel information.";
            choice filter-type {
                mandatory true;
                description
                    "Filter choice.";
                case all-tunnels {
                    leaf all {
                        type empty;
                        mandatory true;
                        description
                            "When present, applies the action on all TE
                            tunnels.";
                    }
                }
                case one-tunnel {
                    leaf tunnel {
                        type tunnel-ref;
                        description
                            "Apply action on the specific TE tunnel.";
                    }
                }
            }
        }
    }
    container action-info {
        description
            "TE tunnel action information.";
        leaf action {
            type identityref {
                base te-types:tunnel-action-type;
            }
            description
                "The action type.";
        }
    }
}

```



```

    }
    leaf disruptive {
      when "derived-from-or-self(..../action, "
        + "'te-types:tunnel-action-reoptimize)";
      type empty;
      description
        "When present, specifies whether or not the
        reoptimization
        action is allowed to be disruptive.";
    }
  }
}
output {
  leaf action-result {
    type identityref {
      base te-types:te-action-result;
    }
    description
      "The result of the tunnel action operation.";
  }
}
}
}
}

```

<CODE ENDS>

Figure 7: TE Tunnel data model YANG module

6. TE Device YANG Model

The device TE YANG module ('ietf-te-device') models data that is specific to managing a TE device. This module augments the generic TE YANG module.

6.1. Module Structure

6.1.1. TE Interfaces

This branch of the model manages TE interfaces that are present on a device. Examples of TE interface properties are:

- *Maximum reservable bandwidth, bandwidth constraints (BC)

- *Flooding parameters

- Flooding intervals and threshold values

- *Interface attributes

- (Extended) administrative groups

-SRLG values

-TE metric value

*Fast reroute backup tunnel properties (such as static, auto-tunnel)

The derived state associated with interfaces is grouped under the interface "state" sub-container as shown in [Figure 8](#). This covers state data such as:

*Bandwidth information: maximum bandwidth, available bandwidth at different priorities and for each class-type (CT)

*List of admitted LSPs

-Name, bandwidth value and pool, time, priority

*Statistics: state counters, flooding counters, admission counters (accepted/rejected), preemption counters

*Adjacency information

-Neighbor address

-Metric value

```
module: ietf-te-device
augment /te:te:
  +--rw interfaces
  .
  +-- rw te-dev:te-attributes
     <<intended configuration>>
  .
  +-- ro state
     <<derived state associated with the TE interface>>
```

Figure 8: TE interface state YANG subtree

6.2. Tree Diagram

[Figure 9](#) shows the tree diagram of the device TE YANG model defined in modules 'ietf-te-device.yang'.

module: ietf-te-device

augment /te:te:

```
  +--rw interfaces
    +--rw threshold-type?          enumeration
    +--rw delta-percentage?       rt-types:percentage
    +--rw threshold-specification? enumeration
    +--rw up-thresholds*          rt-types:percentage
    +--rw down-thresholds*        rt-types:percentage
    +--rw up-down-thresholds*     rt-types:percentage
    +--rw interface* [interface]
      +--rw interface              if:interface-ref
      +--rw te-metric?
        |   te-types:te-metric
      +--rw (admin-group-type)?
        | +--:(value-admin-groups)
        | | +--rw (value-admin-group-type)?
        | |   +--:(admin-groups)
        | |   | +--rw admin-group?
        | |   |   te-types:admin-group
        | |   +--:(extended-admin-groups)
        | |   {te-types:extended-admin-groups}?
        | |   +--rw extended-admin-group?
        | |   te-types:extended-admin-group
        | +--:(named-admin-groups)
        |   +--rw named-admin-groups* [named-admin-group]
        |   {te-types:extended-admin-groups,
        |   te-types:named-extended-admin-groups}?
        |   +--rw named-admin-group leafref
      +--rw (srlg-type)?
        | +--:(value-srlgs)
        | | +--rw values* [value]
        | |   +--rw value uint32
        | +--:(named-srlgs)
        |   +--rw named-srlgs* [named-srlg]
        |   {te-types:named-srlg-groups}?
        |   +--rw named-srlg leafref
      +--rw threshold-type?          enumeration
      +--rw delta-percentage?       rt-types:percentage
      +--rw threshold-specification? enumeration
      +--rw up-thresholds*          rt-types:percentage
      +--rw down-thresholds*        rt-types:percentage
      +--rw up-down-thresholds*     rt-types:percentage
      +--rw switching-capabilities* [switching-capability]
        | +--rw switching-capability identityref
```

```

    | +--rw encoding?                identityref
+--ro te-advertisements-state
    +--ro flood-interval?           uint32
    +--ro last-flooded-time?        uint32
    +--ro next-flooded-time?        uint32
    +--ro last-flooded-trigger?      enumeration
    +--ro advertised-level-areas* [level-area]
        +--ro level-area            uint32
augment /te:te/te:globals:
    +--rw lsp-install-interval?      uint32
    +--rw lsp-cleanup-interval?      uint32
    +--rw lsp-invalidation-interval? uint32
augment /te:te/te:tunnels/te:tunnel:
    +--rw path-invalidation-action?  identityref
    +--rw lsp-install-interval?      uint32
    +--rw lsp-cleanup-interval?      uint32
    +--rw lsp-invalidation-interval? uint32
augment /te:te/te:lsp/te:lsp:
    +--ro lsp-timers
    | +--ro uptime?                  uint32
    | +--ro time-to-install?         uint32
    | +--ro time-to-destroy?         uint32
+--ro downstream-info
    | +--ro nhop?                    te-types:te-tp-id
    | +--ro outgoing-interface?      if:interface-ref
    | +--ro neighbor
    | | +--ro id?                    te-gen-node-id
    | | +--ro type?                  enumeration
    | +--ro label?                   rt-types:generalized-label
+--ro upstream-info
    +--ro phop?                      te-types:te-tp-id
    +--ro neighbor
    | +--ro id?                      te-gen-node-id
    | +--ro type?                    enumeration
    +--ro label?                    rt-types:generalized-label

rpcs:
    +---x link-state-update
        +---w input
            +---w (filter-type)
                +--:(match-all)
                    | +---w all            empty
                +--:(match-one-interface)
                    +---w interface?      if:interface-ref

```

Figure 9: TE Tunnel device model YANG tree diagram

6.3. YANG Module

The device TE YANG module 'ietf-te-device' imports the following module(s):

*ietf-interfaces defined in [[RFC8343](#)]

*ietf-routing-types defined in [[RFC8294](#)]

*ietf-te-types defined in [[I-D.draft-ietf-teas-rfc8776-update](#)]

*ietf-te defined in this document

```
<CODE BEGINS> file "ietf-te-device@2024-01-10.yang"

module ietf-te-device {
  yang-version 1.1;
  namespace "urn:ietf:params:xml:ns:yang:ietf-te-device";

  /* Replace with IANA when assigned */

  prefix te-dev;

  /* Import TE module */

  import ietf-te {
    prefix te;
    reference
      "RFCXXXX: A YANG Data Model for Traffic Engineering
        Tunnels and Interfaces";
  }

  /* Import TE types */

  import ietf-te-types {
    prefix te-types;
    reference
      "draft-ietf-teas-rfc8776-update: Common YANG Data Types
        for Traffic Engineering.";
  }
  import ietf-interfaces {
    prefix if;
    reference
      "RFC8343: A YANG Data Model for Interface Management";
  }
  import ietf-routing-types {
    prefix rt-types;
    reference
      "RFC8294: Common YANG Data Types for the Routing Area";
  }

  organization
    "IETF Traffic Engineering Architecture and Signaling (TEAS)
      Working Group";
  contact
    "WG Web: <https://tools.ietf.org/wg/teas/>
      WG List: <mailto:teas@ietf.org>

      Editor: Tarek Saad
              <mailto:tsaad.net@gmail.com>

      Editor: Rakesh Gandhi
              <mailto:rgandhi@cisco.com>
```

Editor: Vishnu Pavan Beeram
<mailto:vbeeram@juniper.net>

Editor: Himanshu Shah
<mailto:hshah@ciena.com>

Editor: Xufeng Liu
<mailto:xufeng.liu.ietf@gmail.com>

Editor: Igor Bryskin
<mailto:i_bryskin@yahoo.com>

Editor: Oscar Gonzalez de Dios
<mailto:oscar.gonzalezdedios@telefonica.com>;

description

"This module defines a data model for TE device configurations, state, and RPCs. The model fully conforms to the Network Management Datastore Architecture (NMDA).

Copyright (c) 2023 IETF Trust and the persons identified as authors of the code. All rights reserved.

Redistribution and use in source and binary forms, with or without modification, is permitted pursuant to, and subject to the license terms contained in, the Revised BSD License set forth in Section 4.c of the IETF Trust's Legal Provisions Relating to IETF Documents (<https://trustee.ietf.org/license-info>).

This version of this YANG module is part of RFC XXXX (<https://www.rfc-editor.org/info/rfcXXXX>); see the RFC itself for full legal notices.";

// RFC Ed.: replace XXXX with actual RFC number and remove this
// note.
// RFC Ed.: update the date below with the date of RFC publication
// and remove this note.

```
revision 2024-01-10 {  
  description  
    "Initial revision for the TE device YANG module.";  
  reference  
    "RFCXXXX: A YANG Data Model for Traffic Engineering Tunnels  
    and Interfaces";  
}
```

```
grouping lsp-device-timers {  
  description
```

```

    "Device TE LSP timers configs.";
leaf lsp-install-interval {
    type uint32;
    units "seconds";
    description
        "TE LSP installation delay time.";
}
leaf lsp-cleanup-interval {
    type uint32;
    units "seconds";
    description
        "TE LSP cleanup delay time.";
}
leaf lsp-invalidation-interval {
    type uint32;
    units "seconds";
    description
        "TE LSP path invalidation before taking action delay time.";
}
}

grouping te-igp-flooding-bandwidth-config {
    description
        "Configurable items for igp flooding bandwidth
        threshold configuration.";
    leaf threshold-type {
        type enumeration {
            enum delta {
                description
                    "'delta' indicates that the local
                    system should flood IGP updates when a
                    change in reserved bandwidth >= the specified
                    delta occurs on the interface.";
            }
            enum threshold-crossed {
                description
                    "THRESHOLD-CROSSED indicates that
                    the local system should trigger an update (and
                    hence flood) the reserved bandwidth when the
                    reserved bandwidth changes such that it crosses,
                    or becomes equal to one of the threshold values.";
            }
        }
    }
    description
        "The type of threshold that should be used to specify the
        values at which bandwidth is flooded. 'delta' indicates that
        the local system should flood IGP updates when a change in
        reserved bandwidth >= the specified delta occurs on the
        interface. Where 'threshold-crossed' is specified, the local

```



```

        system should trigger an update (and hence flood) the
        reserved bandwidth when the reserved bandwidth changes such
        that it crosses, or becomes equal to one of the threshold
        values.";
    }
leaf delta-percentage {
    when "../threshold-type = 'delta'" {
        description
            "The percentage delta can only be specified when the
            threshold type is specified to be a percentage delta of
            the reserved bandwidth.";
    }
    type rt-types:percentage;
    description
        "The percentage of the maximum-reservable-bandwidth
        considered as the delta that results in an IGP update
        being flooded.";
}
leaf threshold-specification {
    when "../threshold-type = 'threshold-crossed'" {
        description
            "The selection of whether mirrored or separate threshold
            values are to be used requires user specified thresholds
            to be set.";
    }
    type enumeration {
        enum mirrored-up-down {
            description
                "mirrored-up-down indicates that a single set of
                threshold values should be used for both increasing
                and decreasing bandwidth when determining whether
                to trigger updated bandwidth values to be flooded
                in the IGP TE extensions.";
        }
        enum separate-up-down {
            description
                "separate-up-down indicates that a separate
                threshold values should be used for the increasing
                and decreasing bandwidth when determining whether
                to trigger updated bandwidth values to be flooded
                in the IGP TE extensions.";
        }
    }
}
description
    "This value specifies whether a single set of threshold
    values should be used for both increasing and decreasing
    bandwidth when determining whether to trigger updated
    bandwidth values to be flooded in the IGP TE extensions.
    'mirrored-up-down' indicates that a single value (or set of

```

```

    values) should be used for both increasing and decreasing
    values, where 'separate-up-down' specifies that the
    increasing and decreasing values will be separately
    specified.";
}
leaf-list up-thresholds {
  when "../threshold-type = 'threshold-crossed'"
    + "and ../threshold-specification = 'separate-up-down'" {
  description
    "A list of up-thresholds can only be specified when the
    bandwidth update is triggered based on crossing a
    threshold and separate up and down thresholds are
    required.";
  }
  type rt-types:percentage;
  description
    "The thresholds (expressed as a percentage of the maximum
    reservable bandwidth) at which bandwidth updates are to be
    triggered when the bandwidth is increasing.";
}
leaf-list down-thresholds {
  when "../threshold-type = 'threshold-crossed'"
    + "and ../threshold-specification = 'separate-up-down'" {
  description
    "A list of down-thresholds can only be specified when the
    bandwidth update is triggered based on crossing a
    threshold and separate up and down thresholds are
    required.";
  }
  type rt-types:percentage;
  description
    "The thresholds (expressed as a percentage of the maximum
    reservable bandwidth) at which bandwidth updates are to be
    triggered when the bandwidth is decreasing.";
}
leaf-list up-down-thresholds {
  when "../threshold-type = 'threshold-crossed'"
    + "and ../threshold-specification = 'mirrored-up-down'" {
  description
    "A list of thresholds corresponding to both increasing
    and decreasing bandwidths can be specified only when an
    update is triggered based on crossing a threshold, and
    the same up and down thresholds are required.";
  }
  type rt-types:percentage;
  description
    "The thresholds (expressed as a percentage of the maximum
    reservable bandwidth of the interface) at which bandwidth
    updates are flooded - used both when the bandwidth is

```

```

        increasing and decreasing.";
    }
}

/**
 * TE device augmentations
 */
augment "/te:te" {
    description
        "TE global container.";
    /* TE Interface Configuration Data */
    container interfaces {
        description
            "Configuration data model for TE interfaces.";
        uses te-igp-flooding-bandwidth-config;
        list interface {
            key "name";
            description
                "The list of interfaces enabled for TE.";
            leaf name {
                type if:interface-ref;
                description
                    "The reference to interface enabled for TE.";
            }
        }
        /* TE interface parameters */
        leaf te-metric {
            type te-types:te-metric;
            description
                "TE interface metric.";
        }
    }
    choice admin-group-type {
        description
            "TE interface administrative groups
            representation type.";
        case value-admin-groups {
            choice value-admin-group-type {
                description
                    "choice of admin-groups.";
            }
            case admin-groups {
                description
                    "Administrative group/Resource
                    class/Color.";
                leaf admin-group {
                    type te-types:admin-group;
                    description
                        "TE interface administrative group.";
                }
            }
        }
        case extended-admin-groups {

```



```

case named-srlgs {
  list named-srlgs {
    if-feature "te-types:named-srlg-groups";
    key "named-srlg";
    description
      "A list of named SRLG entries.";
    leaf named-srlg {
      type leafref {
        path "../../../../../te:globals/"
          + "te:named-srlgs/te:named-srlg/te:name";
      }
      description
        "A named SRLG entry.";
    }
  }
}
}
uses te-igp-flooding-bandwidth-config;
list switching-capabilities {
  key "switching-capability";
  description
    "List of interface capabilities for this interface.";
  leaf switching-capability {
    type identityref {
      base te-types:switching-capabilities;
    }
    description
      "Switching Capability for this interface.";
  }
  leaf encoding {
    type identityref {
      base te-types:lsp-encoding-types;
    }
    description
      "Encoding supported by this interface.";
  }
}
}
container te-advertisements-state {
  config false;
  description
    "TE interface advertisements state container.";
  leaf flood-interval {
    type uint32;
    description
      "The periodic flooding interval.";
  }
  leaf last-flooded-time {
    type uint32;
    units "seconds";
  }
}

```

```

    description
        "Time elapsed since last flooding in seconds.";
}
leaf next-flooded-time {
    type uint32;
    units "seconds";
    description
        "Time remained for next flooding in seconds.";
}
leaf last-flooded-trigger {
    type enumeration {
        enum link-up {
            description
                "Link-up flooding trigger.";
        }
        enum link-down {
            description
                "Link-down flooding trigger.";
        }
        enum threshold-up {
            description
                "Bandwidth reservation up threshold.";
        }
        enum threshold-down {
            description
                "Bandwidth reservation down threshold.";
        }
        enum bandwidth-change {
            description
                "Bandwidth capacity change.";
        }
        enum user-initiated {
            description
                "Initiated by user.";
        }
        enum srlg-change {
            description
                "SRLG property change.";
        }
        enum periodic-timer {
            description
                "Periodic timer expired.";
        }
    }
    default "periodic-timer";
    description
        "Trigger for the last flood.";
}
list advertised-level-areas {

```

```

    key "level-area";
    description
        "List of level-areas that the TE interface is
        advertised in.";
    leaf level-area {
        type uint32;
        description
            "The IGP area or level where the TE interface link
            state is advertised in.";
    }
}
}
}
}
}

/* TE globals device augmentation */

augment "/te:te/te:globals" {
    description
        "Global TE device specific configuration parameters.";
    uses lsp-device-timers;
}

/* TE tunnels device configuration augmentation */

augment "/te:te/te:tunnels/te:tunnel" {
    description
        "Tunnel device dependent augmentation.";
    leaf path-invalidation-action {
        type identityref {
            base te-types:path-invalidation-action-type;
        }
        description
            "Tunnel path invalidation action.";
    }
    uses lsp-device-timers;
}

/* TE LSPs device state augmentation */

augment "/te:te/te:lsps/te:lsp" {
    description
        "TE LSP device dependent augmentation.";
    container lsp-timers {
        when "../te:origin-type = 'ingress'" {
            description
                "Applicable to ingress LSPs only.";
        }
    }
}

```

```

description
  "Ingress LSP timers.";
leaf uptime {
  type uint32;
  units "seconds";
  description
    "The LSP uptime.";
}
leaf time-to-install {
  type uint32;
  units "seconds";
  description
    "The time remaining for a new LSP to be instantiated
    in forwarding to carry traffic.";
}
leaf time-to-destroy {
  type uint32;
  units "seconds";
  description
    "The time remaining for a existing LSP to be deleted
    from forwarding.";
}
}
container downstream-info {
  when "../te:origin-type != 'egress'" {
    description
      "Downstream information of the LSP.";
  }
  description
    "downstream information.";
  leaf nhop {
    type te-types:te-tp-id;
    description
      "downstream next-hop address.";
  }
  leaf outgoing-interface {
    type if:interface-ref;
    description
      "downstream interface.";
  }
  container neighbor {
    uses te:te-generic-node-id;
    description
      "downstream neighbor address.";
  }
  leaf label {
    type rt-types:generalized-label;
    description
      "downstream label.";
  }
}

```



```

    }
  }
  container upstream-info {
    when "../te:origin-type != 'ingress'" {
      description
        "Upstream information of the LSP.";
    }
    description
      "upstream information.";
    leaf phop {
      type te-types:te-tp-id;
      description
        "upstream next-hop or previous-hop address.";
    }
    container neighbor {
      uses te:te-generic-node-id;
      description
        "upstream neighbor address.";
    }
    leaf label {
      type rt-types:generalized-label;
      description
        "upstream label.";
    }
  }
}

/* TE interfaces RPCs/execution Data */

rpc link-state-update {
  description
    "Triggers a link state update for the specific interface.";
  input {
    choice filter-type {
      mandatory true;
      description
        "Filter choice.";
      case match-all {
        leaf all {
          type empty;
          mandatory true;
          description
            "Match all TE interfaces.";
        }
      }
    }
    case match-one-interface {
      leaf interface {
        type if:interface-ref;
        description

```


Name: ietf-te
Namespace: urn:ietf:params:xml:ns:yang:ietf-te
Prefix: te
Reference: RFCXXXX

Name: ietf-te-device
Namespace: urn:ietf:params:xml:ns:yang:ietf-te-device
Prefix: te-device
Reference: RFCXXXX

9. Security Considerations

The YANG module specified in this document defines a schema for data that is designed to be accessed via network management protocols such as NETCONF [[RFC6241](#)] or RESTCONF [[RFC8040](#)]. The lowest NETCONF layer is the secure transport layer, and the mandatory-to-implement secure transport is Secure Shell (SSH) [[RFC6242](#)]. The lowest RESTCONF layer is HTTPS, and the mandatory-to-implement secure transport is TLS [[RFC8446](#)].

The Network Configuration Access Control Model (NACM) [[RFC8341](#)] provides the means to restrict access for particular NETCONF or RESTCONF users to a preconfigured subset of all available NETCONF or RESTCONF protocol operations and content.

There are a number of data nodes defined in this YANG module that are writable/creatable/deletable (i.e., config true, which is the default). These data nodes may be considered sensitive or vulnerable in some network environments. Write operations (e.g., edit-config) to these data nodes without proper protection can have a negative effect on network operations. These are the subtrees and data nodes and their sensitivity/vulnerability:

"/te/globals": This module specifies the global TE configurations on a device. Unauthorized access to this container could cause the device to ignore packets it should receive and process.

"/te/tunnels": This list specifies the configuration and state of TE Tunnels present on the device or controller. Unauthorized access to this list could cause the device to ignore packets it should receive and process. An attacker may also use state to derive information about the network topology, and subsequently orchestrate further attacks.

"/te/interfaces": This list specifies the configuration and state TE interfaces on a device. Unauthorized access to this list could cause the device to ignore packets it should receive and process.

Some of the readable data nodes in this YANG module may be considered sensitive or vulnerable in some network environments. It

is thus important to control read access (e.g., via get, get-config, or notification) to these data nodes. These are the subtrees and data nodes and their sensitivity/vulnerability:

"/te/lsp": this list contains information state about established LSPs in the network. An attacker can use this information to derive information about the network topology, and subsequently orchestrate further attacks.

Some of the RPC operations in this YANG module may be considered sensitive or vulnerable in some network environments. It is thus important to control access to these operations. These are the operations and their sensitivity/vulnerability:

"/te/tunnels-actions": using this RPC, an attacker can modify existing paths that may be carrying live traffic, and hence result to interruption to services carried over the network.

"/te/tunnels-path-compute": using this RPC, an attacker can retrieve secured information about the network provider which can be used to orchestrate further attacks.

The security considerations spelled out in the YANG 1.1 specification [[RFC7950](#)] apply for this document as well.

10. Acknowledgement

The authors would like to thank the members of the multi-vendor YANG design team who are involved in the definition of this model.

The authors would like to thank Tom Petch and Adrian Farrel for reviewing and providing useful feedback about the document. The authors would also like to thank Loa Andersson, Lou Berger, Sergio Belotti, Italo Busi, Carlo Perocchio, Francesco Lazzeri, Aihua Guo, Dhruv Dhody, and Raqib Jones for providing feedback on this document.

11. Contributors

Oscar Gonzalez de Dios
Telefonica

Email: oscar.gonzalezdedios@telefonica.com

Himanshu Shah
Ciena

Email: hshah@ciena.com

Xia Chen
Huawei Technologies

Email: jescia.chenxia@huawei.com

Bin Wen
Comcast

Email: Bin_Wen@cable.comcast.com

12. Appendix A: Data Tree Examples

This section contains examples of use of the model with RESTCONF [[RFC8040](#)] and JSON encoding.

For the example we will use a 4 node MPLS network where RSVP-TE MPLS Tunnels can be setup. The loopbacks of each router are shown. The network in [Figure 11](#) will be used in the examples described in the following sections.

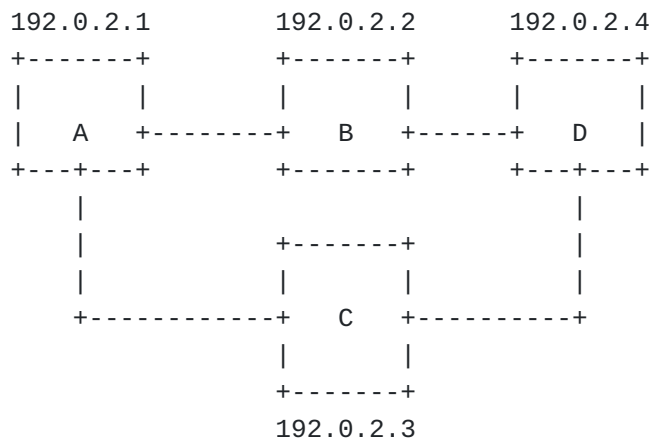


Figure 11: TE network used in data tree examples

12.1. Basic Tunnel Setup

This example uses the TE Tunnel YANG data model defined in this document to create an RSVP-TE signaled Tunnel of packet LSP encoding type. First, the TE Tunnel is created with no specific restrictions or constraints (e.g., protection or restoration). The TE Tunnel ingresses on router A and egresses on router D.

In this case, the TE Tunnel is created without specifying additional information about the primary paths.

```
POST /restconf/data/ietf-te:te/tunnels HTTP/1.1
```

```
Host: example.com
```

```
Accept: application/yang-data+json
```

```
Content-Type: application/yang-data+json
```

```
{
  "ietf-te:tunnel": [
    {
      "name": "Example_LSP_Tunnel_A_2",
      "encoding": "te-types:lsp-encoding-packet",
      "admin-state": "te-types:tunnel-state-up",
      "source": "192.0.2.1",
      "destination": "192.0.2.4",
      "bidirectional": "false",
      "signaling-type": "te-types:path-setup-rsvp"
    }
  ]
}
```

12.2. Global Named Path Constraints

This example uses the YANG data model to create a 'named path constraint' that can be reference by TE Tunnels. The path constraint, in this case, limits the TE Tunnel hops for the computed path.

```
POST /restconf/data/ietf-te:te/globals/named-path-constraints
HTTP/1.1
Host: example.com
Accept: application/yang-data+json
Content-Type: application/yang-data+json
```

```
"ietf-te:named-path-constraint": {
  "name": "max-hop-3",
  "path-metric-bounds": {
    "path-metric-bound": {
      "metric-type": "te-types:path-metric-hop",
      "upper-bound": "3"
    }
  }
}
```

12.3. Tunnel with Global Path Constraint

In this example, the previously created 'named path constraint' is applied to the TE Tunnel created in [Section 12.1](#).

```
POST /restconf/data/ietf-te:te/tunnels HTTP/1.1
Host: example.com
Accept: application/yang-data+json
Content-Type: application/yang-data+json
```

```
{
  "ietf-te:ietf-tunnel": [
    {
      "name": "Example_LSP_Tunnel_A_4_1",
      "encoding": "te-types:lsp-encoding-packet",
      "description": "Simple_LSP_with_named_path",
      "admin-state": "te-types:tunnel-state-up",
      "source": "192.0.2.1",
      "destination": "192.0.2.4",
      "signaling-type": "path-setup-rsvp",
      "primary-paths": [
        {
          "primary-path": {
            "name": "Simple_LSP_1",
            "use-path-computation": "true",
            "named-path-constraint": "max-hop-3"
          }
        }
      ]
    }
  ]
}
```

12.4. Tunnel with Per-tunnel Path Constraint

In this example, the a per tunnel path constraint is explicitly indicated under the TE Tunnel created in [Section 12.1](#) to constrain the computed path for the tunnel.


```
POST /restconf/data/ietf-te:te/tunnels HTTP/1.1
Host: example.com
Accept: application/yang-data+json
Content-Type: application/yang-data+json
```

```
{
  "ietf-te:tunnel": [
    {
      "name": "Example_LSP_Tunnel_A_4_2",
      "encoding": "te-types:lsp-encoding-packet",
      "admin-state": "te-types:tunnel-state-up",
      "source": "192.0.2.1",
      "destination": "192.0.2.4",
      "signaling-type": "te-types:path-setup-rsvp",
      "primary-paths": {
        "primary-path": [
          {
            "name": "path1",
            "path-metric-bounds": {
              "path-metric-bound": [
                {
                  "metric-type": "te-types:path-metric-hop",
                  "upper-bound": "3"
                }
              ]
            }
          }
        ]
      }
    }
  ]
}
```

12.5. Tunnel State

In this example, the 'GET' query is sent to return the state stored about the tunnel.

```
GET /restconf/data/ietf-te:te/tunnels +
  /tunnel="Example_LSP_Tunnel_A_4_1"
  /primary-paths/ HTTP/1.1
Host: example.com
Accept: application/yang-data+json
```

The request, with status code 200 would include, for example, the following json:

```

{
  "ietf-te:primary-paths": {
    "primary-path": [
      {
        "name": "path1",
        "path-computation-method": "te-types:path-locally-computed",
        "computed-paths-properties": {
          "computed-path-properties": [
            {
              "k-index": "1",
              "path-properties": {
                "path-route-objects": {
                  "path-route-object": [
                    {
                      "index": "1",
                      "numbered-node-hop": {
                        "node-id": "192.0.2.2"
                      }
                    },
                    {
                      "index": "2",
                      "numbered-node-hop": {
                        "node-id": "192.0.2.4"
                      }
                    }
                  ]
                }
              }
            }
          ]
        },
        "lsp": {
          "lsp": [
            {
              "tunnel-name": "Example_LSP_Tunnel_A_4_1",
              "node": "192.0.2.1",
              "lsp-id": "25356"
            }
          ]
        }
      }
    ]
  }
}

```

12.6. Example TE Tunnel with Primary and Secondary Paths

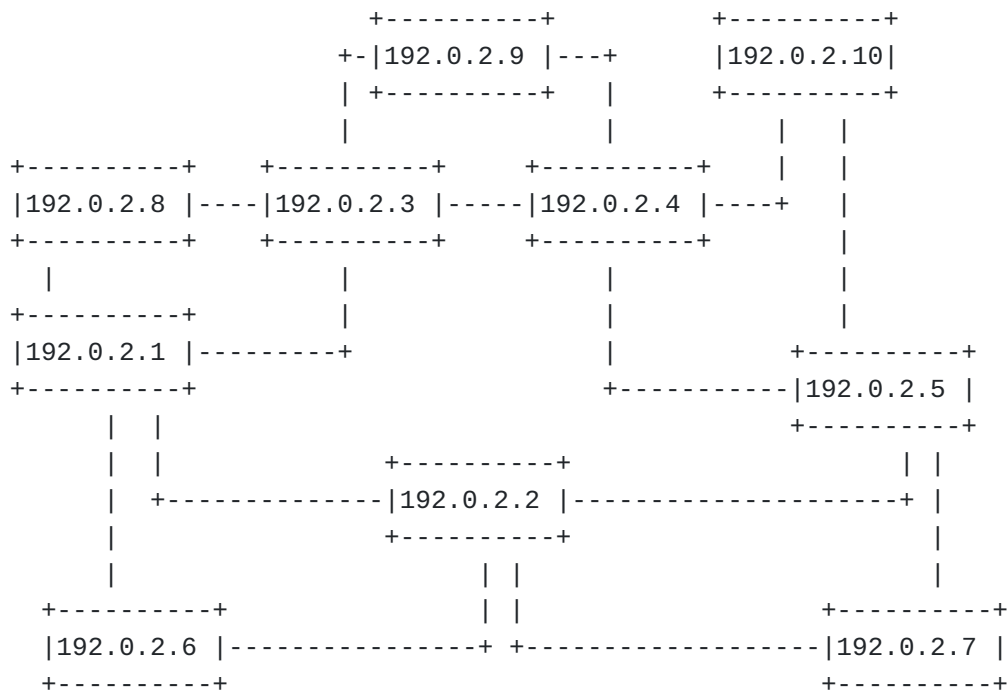


Figure 12: TE network used in data tree examples

Below is the state retrieved for a TE tunnel from source 192.0.2.1 to 192.0.2.5 with primary, secondary, reverse, and secondary reverse paths as shown in [Figure 12](#).

```

{
  "ietf-te:te": {
    "tunnels": {
      "tunnel": [
        {
          "name": "example-1",
          "description": "Example in slide 1",
          "source": "192.0.2.1",
          "destination": "192.0.2.5",
          "bidirectional": false,
          "primary-paths": {
            "primary-path": [
              {
                "name": "primary-1 (fwd)",
                "explicit-route-objects": {
                  "route-object-include-exclude": [
                    {
                      "index": 1,
                      "explicit-route-usage" : "route-include-object",
                      "numbered-node-hop": {
                        "node-id": "192.0.2.2",
                        "hop-type": "loose"
                      }
                    }
                  ]
                }
              }
            ],
            "primary-reverse-path": {
              "name": "primary-2 (rev)",
              "explicit-route-objects": {
                "route-object-include-exclude": [
                  {
                    "index": 1,
                    "explicit-route-usage" : "route-include-object",
                    "numbered-node-hop": {
                      "node-id": "192.0.2.3",
                      "hop-type": "loose"
                    }
                  }
                ]
              }
            },
            "candidate-secondary-reverse-paths": {
              "candidate-secondary-reverse-path": [
                "secondary-3 (rev)",
                "secondary-4 (rev)",
                "secondary-5 (rev)"
              ]
            }
          }
        },
        "candidate-secondary-paths": {

```

```

        "candidate-secondary-path": [
            "secondary-1 (fwd)",
            "secondary-2 (fwd)"
        ]
    }
}
],
},
"secondary-paths": {
    "secondary-path": [
        {
            "name": "secondary-1 (fwd)",
            "explicit-route-objects": {
                "route-object-include-exclude": [
                    {
                        "index": 1,
                        "explicit-route-usage" : "route-include-object",
                        "numbered-node-hop": {
                            "node-id": "192.0.2.1"
                        }
                    }
                ],
                {
                    "index": 2,
                    "numbered-node-hop": {
                        "node-id": "192.0.2.2",
                        "hop-type": "loose"
                    }
                }
            ]
        }
    ],
    {
        "name": "secondary-2 (fwd)",
        "explicit-route-objects": {
            "route-object-include-exclude": [
                {
                    "index": 1,
                    "explicit-route-usage" : "route-include-object",
                    "numbered-node-hop": {
                        "node-id": "192.0.2.2"
                    }
                }
            ],
            {
                "index": 2,
                "numbered-node-hop": {
                    "node-id": "192.0.2.5",
                    "hop-type": "loose"
                }
            }
        ]
    }
}
}

```

```

    ]
  }
}
],
},
"secondary-reverse-paths": {
  "secondary-reverse-path": [
    {
      "name": "secondary-3 (rev)",
      "explicit-route-objects": {
        "route-object-include-exclude": [
          {
            "index": 1,
            "explicit-route-usage" : "route-include-object",
            "numbered-node-hop": {
              "node-id": "192.0.2.5"
            }
          }
        ],
        {
          "index": 2,
          "numbered-node-hop": {
            "node-id": "192.0.2.4",
            "hop-type": "loose"
          }
        }
      ]
    }
  ],
  {
    "name": "secondary-4 (rev)",
    "explicit-route-objects": {
      "route-object-include-exclude": [
        {
          "index": 1,
          "explicit-route-usage" : "route-include-object",
          "numbered-node-hop": {
            "node-id": "192.0.2.4"
          }
        }
      ],
      {
        "index": 2,
        "numbered-node-hop": {
          "node-id": "192.0.2.3",
          "hop-type": "loose"
        }
      }
    ]
  }
},
}

```

```

{
  "name": "secondary-5 (rev)",
  "explicit-route-objects": {
    "route-object-include-exclude": [
      {
        "index": 1,
        "explicit-route-usage" : "route-include-object",
        "numbered-node-hop": {
          "node-id": "192.0.2.3"
        }
      },
      {
        "index": 2,
        "numbered-node-hop": {
          "node-id": "192.0.2.1",
          "hop-type": "loose"
        }
      }
    ]
  }
},
{
  "name": "example-3",
  "description": "Example in slide 3",
  "source": "192.0.2.1",
  "destination": "192.0.2.5",
  "bidirectional": true,
  "primary-paths": {
    "primary-path": [
      {
        "name": "primary-1 (bidir)",
        "explicit-route-objects": {
          "route-object-include-exclude": [
            {
              "index": 1,
              "explicit-route-usage" : "route-include-object",
              "numbered-node-hop": {
                "node-id": "192.0.2.2",
                "hop-type": "loose"
              }
            }
          ]
        }
      }
    ]
  },
  "candidate-secondary-paths": {
    "candidate-secondary-path": [
      "secondary-1 (bidir)",

```

```

        "secondary-2 (bidir)"
    ]
}
}
]
},
"secondary-paths": {
    "secondary-path": [
        {
            "name": "secondary-1 (bidir)",
            "explicit-route-objects": {
                "route-object-include-exclude": [
                    {
                        "index": 1,
                        "explicit-route-usage" : "route-include-object",
                        "numbered-node-hop": {
                            "node-id": "192.0.2.1"
                        }
                    },
                    {
                        "index": 2,
                        "numbered-node-hop": {
                            "node-id": "192.0.2.2",
                            "hop-type": "loose"
                        }
                    }
                ]
            }
        },
        {
            "name": "secondary-2 (bidir)",
            "explicit-route-objects": {
                "route-object-include-exclude": [
                    {
                        "index": 1,
                        "explicit-route-usage" : "route-include-object",
                        "numbered-node-hop": {
                            "node-id": "192.0.2.2"
                        }
                    },
                    {
                        "index": 2,
                        "numbered-node-hop": {
                            "node-id": "192.0.2.5",
                            "hop-type": "loose"
                        }
                    }
                ]
            }
        }
    ]
}
}

```



```

    }
  ]
}
},
{
  "name": "example-4",
  "description": "Example in slide 4",
  "source": "192.0.2.1",
  "destination": "192.0.2.5",
  "bidirectional": false,
  "primary-paths": {
    "primary-path": [
      {
        "name": "primary-1 (fwd)",
        "co-routed": [null],
        "explicit-route-objects": {
          "route-object-include-exclude": [
            {
              "index": 1,
              "explicit-route-usage" : "route-include-object",
              "numbered-node-hop": {
                "node-id": "192.0.2.2",
                "hop-type": "loose"
              }
            }
          ]
        },
        "primary-reverse-path": {
          "name": "primary-2 (rev)",
          "candidate-secondary-reverse-paths": {
            "candidate-secondary-reverse-path": [
              "secondary-3 (rev)",
              "secondary-4 (rev)"
            ]
          }
        },
        "candidate-secondary-paths": {
          "candidate-secondary-path": [
            "secondary-1 (fwd)",
            "secondary-2 (fwd)"
          ]
        }
      }
    ]
  },
  "secondary-paths": {
    "secondary-path": [
      {
        "name": "secondary-1 (fwd)",

```

```
"co-routed": [null],
"explicit-route-objects": {
  "route-object-include-exclude": [
    {
      "index": 1,
      "explicit-route-usage" : "route-include-object",
      "numbered-node-hop": {
        "node-id": "192.0.2.1"
      }
    },
    {
      "index": 2,
      "numbered-node-hop": {
        "node-id": "192.0.2.2",
        "hop-type": "loose"
      }
    }
  ]
},
{
  "name": "secondary-2 (fwd)",
  "co-routed": [null],
  "explicit-route-objects": {
    "route-object-include-exclude": [
      {
        "index": 1,
        "explicit-route-usage" : "route-include-object",
        "numbered-node-hop": {
          "node-id": "192.0.2.2"
        }
      },
      {
        "index": 2,
        "numbered-node-hop": {
          "node-id": "192.0.2.5",
          "hop-type": "loose"
        }
      }
    ]
  }
},
"secondary-reverse-paths": {
  "secondary-reverse-path": [
    {
      "name": "secondary-3 (rev)"
    }
  ],
}
```

```
    {
      "name": "secondary-4 (rev)"
    }
  ]
}
]
}
}
}
```

13. Appendix B: Full Model Tree Diagram

[Figure 13](#) shows the full tree diagram of the TE YANG model defined in module 'ietf-te.yang'.

```

module: ietf-te
+--rw te
  +--rw enable?    boolean
  +--rw globals
    | +--rw named-admin-groups
    | | +--rw named-admin-group* [name]
    | |   {te-types:extended-admin-groups,
    | |     te-types:named-extended-admin-groups}?
    | |   +--rw name          string
    | |   +--rw bit-position? uint32
    | +--rw named-srlgs
    | | +--rw named-srlg* [name] {te-types:named-srlg-groups}?
    | |   +--rw name          string
    | |   +--rw value?       te-types:srlg
    | |   +--rw cost?        uint32
    | +--rw named-path-constraints
    |   +--rw named-path-constraint* [name]
    |     {te-types:named-path-constraints}?
    |   +--rw name              string
    |   +---u path-constraints-common
+--rw tunnels
  | +--rw tunnel* [name]
  |   +--rw name                string
  |   +--rw alias?              string
  |   +--rw identifier?         uint32
  |   +--rw color?              uint32
  |   +--rw description?        string
  |   +--rw admin-state?        identityref
  |   +--ro operational-state?   identityref
  |   +---u te-types:encoding-and-switching-type
  |   +---u tunnel-common-attributes
  |   +--rw controller
  |     | +--rw protocol-origin?    identityref
  |     | +--rw controller-entity-id? string
  |     +--rw reoptimize-timer?     uint16
  |     +---u tunnel-associations-properties
  |     +---u protection-restoration-properties
  |     +---u te-types:tunnel-constraints
  |     +---u tunnel-hierarchy-properties
  |     +--rw primary-paths
  |       | +--rw primary-path* [name]
  |       |   +--ro active?          boolean
  |       |   +---u path-common-properties
  |       |   +---u path-forward-properties
  |       |   +---u k-requested-paths
  |       |   +---u path-compute-info
  |       |   +---u path-state
  |       |   +--rw primary-reverse-path
  |       |   | +---u path-common-properties

```

```

|     |     | +---u path-compute-info
|     |     | +---u path-state
|     |     | +--rw candidate-secondary-reverse-paths
|     |     |     +--rw candidate-secondary-reverse-path*
|     |     |         [secondary-reverse-path]
|     |     |         +--rw secondary-reverse-path    leafref
|     |     |         +--ro active?                    boolean
|     |     +--rw candidate-secondary-paths
|     |         +--rw candidate-secondary-path* [secondary-path]
|     |             +--rw secondary-path    leafref
|     |             +--ro active?          boolean
| +--rw secondary-paths
| | +--rw secondary-path* [name]
| |     +---u path-common-properties
| |     +--rw preference?                uint8
| |     +--rw secondary-reverse-path?    leafref
| |     +---u path-compute-info
| |     +---u protection-restoration-properties
| |     +---u path-state
| +--rw secondary-reverse-paths
| | +--rw secondary-reverse-path* [name]
| |     +---u path-common-properties
| |     +--rw preference?                uint8
| |     +---u path-compute-info
| |     +---u protection-restoration-properties
| |     +---u path-state
| +---x tunnel-action
| | +---w input
| | | +---w action-type?  identityref
| | | +--ro output
| | |     +--ro action-result?  identityref
| +---x protection-external-commands
| | +---w input
| |     +---w protection-external-command?  identityref
| |     +---w protection-group-ingress-node? boolean
| |     +---w protection-group-egress-node? boolean
| |     +---w path-name?                    string
| |     +---w path-type?
| |         |     te-types:path-type
| |     +---w traffic-type?                enumeration
| |     +---w extra-traffic-tunnel-ref?    tunnel-ref
+--ro lsp
  +--ro lsp* [tunnel-name lsp-id node]
    +--ro tunnel-name                string
    +--ro lsp-id                      uint16
    +--ro node
      |     te-types:te-node-id
+--ro source?
  |     te-types:te-node-id

```

```

+--ro destination?
|   te-types:te-node-id
+--ro tunnel-id?           uint16
+--ro extended-tunnel-id? yang:dotted-quad
+--ro operational-state?  identityref
+--ro signaling-type?     identityref
+--ro origin-type?       enumeration
+--ro lsp-resource-status? enumeration
+--ro lockout-of-normal?  boolean
+--ro freeze?             boolean
+--ro lsp-protection-role? enumeration
+--ro lsp-protection-state? identityref
+--ro protection-group-ingress-node-id?
|   te-types:te-node-id
+--ro protection-group-egress-node-id?
|   te-types:te-node-id
+--ro lsp-actual-route-information
    +--ro lsp-actual-route-information* [index]
        +---u te-types:record-route-state

```

rpcs:

```

+---x tunnels-path-compute
| +---w input
| | +---w path-compute-info
| +--ro output
|   +--ro path-compute-result
+---x tunnels-actions
  +---w input
  | +---w tunnel-info
  | | +---w (filter-type)
  | |   +--:(all-tunnels)
  | |     | +---w all      empty
  | |     +--:(one-tunnel)
  | |       +---w tunnel?  tunnel-ref
  | +---w action-info
  |   +---w action?        identityref
  |   +---w disruptive?    empty
  +--ro output
    +--ro action-result?    identityref

```

grouping te-generic-node-id:

```

+-- id?      te-gen-node-id
+-- type?    enumeration

```

grouping path-common-properties:

```

+-- name?          string
+-- path-computation-method? identityref
+-- path-computation-server
| +---u te-generic-node-id
+-- compute-only? empty

```

```

+-- use-path-computation?      boolean
+-- lockdown?                  empty
+--ro path-scope?              identityref
grouping path-compute-info:
+---u tunnel-associations-properties
+---u te-types:generic-path-optimization
+-- named-path-constraint?     leafref
|   {te-types:named-path-constraints}?
+---u path-constraints-common
grouping path-forward-properties:
+-- preference?                uint8
+-- co-routed?                 boolean
grouping k-requested-paths:
+-- k-requested-paths?         uint8
grouping path-state:
+---u path-computation-response
+--ro lsp-provisioning-error-infos
| +--ro lsp-provisioning-error-info* []
|   +--ro error-reason?         identityref
|   +--ro error-description?    string
|   +--ro error-timestamp?      yang:date-and-time
|   +--ro error-node-id?        te-types:te-node-id
|   +--ro error-link-id?        te-types:te-tp-id
|   +--ro lsp-id?               uint16
+--ro lsps
  +--ro lsp* [node lsp-id]
    +--ro tunnel-name?          -> /te/lsps/lsp/tunnel-name
    +--ro node?                  leafref
    +--ro lsp-id?                leafref
grouping path-computation-response:
+--ro computed-paths-properties
| +--ro computed-path-properties* [k-index]
|   +--ro k-index?              uint8
|   +---u te-types:generic-path-properties
+--ro computed-path-error-infos
  +--ro computed-path-error-info* []
    +--ro error-description?     string
    +--ro error-timestamp?       yang:date-and-time
    +--ro error-reason?          identityref
grouping protection-restoration-properties:
+-- protection
| +-- protection-type?          identityref
| +-- protection-reversion-disable? boolean
| +-- hold-off-time?            uint32
| +-- wait-to-revert?           uint16
| +-- aps-signal-id?            uint8
+-- restoration
  +-- restoration-type?          identityref
  +-- restoration-scheme?        identityref

```

```

    +-- restoration-reversion-disable?  boolean
    +-- hold-off-time?                  uint32
    +-- wait-to-restore?                 uint16
    +-- wait-to-revert?                  uint16
grouping tunnel-associations-properties:
    +-- association-objects
        +-- association-object* [association-key]
            | +-- association-key?  string
            | +-- type?              identityref
            | +-- id?                 uint16
            | +-- source
            |     +---u te-generic-node-id
        +-- association-object-extended* [association-key]
            +-- association-key?  string
            +-- type?              identityref
            +-- id?                 uint16
            +-- source
            | +---u te-generic-node-id
            +-- global-source?      uint32
            +-- extended-id?        yang:hex-string
grouping tunnel-end-point:
    +-- node-id?      nw:node-id
    +-- te-node-id?   te-types:te-node-id
    +-- tunnel-tp-id? binary
grouping tunnel-common-attributes:
    +-- source
    | +---u tunnel-end-point
    +-- destination
    | +---u tunnel-end-point
    +-- bidirectional?  boolean
grouping tunnel-hierarchy-properties:
    +-- hierarchy
        +-- dependency-tunnels
            | +-- dependency-tunnel* [name]
            | | +-- name?
            | | | -> /te/tunnels/tunnel/name
            | | +---u te-types:encoding-and-switching-type
        +-- hierarchical-link
            +-- enable?                          boolean
            +-- local-node-id?                    nw:node-id
            +-- local-te-node-id?                  te-types:te-node-id
            +-- local-link-tp-id?                  nt:tp-id
            +-- local-te-link-tp-id?                te-types:te-tp-id
            +-- remote-link-tp-id?                  nt:tp-id
            +-- remote-te-node-id?                  te-types:te-node-id
            +-- network-id?                          nw:network-id
            +---u te-types:te-topology-identifier
grouping path-constraints-common:
    +---u te-types:common-path-constraints-attributes

```



```
+---u te-types:generic-path-disjointness
+---u te-types:path-constraints-route-objects
+- path-in-segment!
| +---u te-types:label-set-info
+- path-out-segment!
  +---u te-types:label-set-info
```

Figure 13: Full tree diagram of TE Tunnel YANG data model

14. References

14.1. Normative References

- [I-D.draft-ietf-teas-rfc8776-update] Busi, I., Guo, A., Liu, X., Saad, T., and I. Bryskin, "Common YANG Data Types for Traffic Engineering", Work in Progress, Internet-Draft, draft-ietf-teas-rfc8776-update-07, 15 September 2023, <<https://datatracker.ietf.org/doc/html/draft-ietf-teas-rfc8776-update-07>>.
- [ITU_G.808.1] ITU-T Recommendation G.808.1, "Generic protection switching - Linear trail and subnetwork protection", ITU-T G.808.1 , May 2014.
- [RFC2119] Bradner, S., "Key words for use in RFCs to Indicate Requirement Levels", BCP 14, RFC 2119, DOI 10.17487/RFC2119, March 1997, <<https://www.rfc-editor.org/info/rfc2119>>.
- [RFC3209] Awduche, D., Berger, L., Gan, D., Li, T., Srinivasan, V., and G. Swallow, "RSVP-TE: Extensions to RSVP for LSP Tunnels", RFC 3209, DOI 10.17487/RFC3209, December 2001, <<https://www.rfc-editor.org/info/rfc3209>>.
- [RFC3473] Berger, L., Ed., "Generalized Multi-Protocol Label Switching (GMPLS) Signaling Resource ReserVation Protocol-Traffic Engineering (RSVP-TE) Extensions", RFC 3473, DOI 10.17487/RFC3473, January 2003, <<https://www.rfc-editor.org/info/rfc3473>>.
- [RFC3688] Mealling, M., "The IETF XML Registry", BCP 81, RFC 3688, DOI 10.17487/RFC3688, January 2004, <<https://www.rfc-editor.org/info/rfc3688>>.
- [RFC4206] Kompella, K. and Y. Rekhter, "Label Switched Paths (LSP) Hierarchy with Generalized Multi-Protocol Label Switching (GMPLS) Traffic Engineering (TE)", RFC 4206, DOI 10.17487/RFC4206, October 2005, <<https://www.rfc-editor.org/info/rfc4206>>.

- [RFC4427]** Mannie, E., Ed. and D. Papadimitriou, Ed., "Recovery (Protection and Restoration) Terminology for Generalized Multi-Protocol Label Switching (GMPLS)", RFC 4427, DOI 10.17487/RFC4427, March 2006, <<https://www.rfc-editor.org/info/rfc4427>>.
- [RFC4872]** Lang, J.P., Ed., Rekhter, Y., Ed., and D. Papadimitriou, Ed., "RSVP-TE Extensions in Support of End-to-End Generalized Multi-Protocol Label Switching (GMPLS) Recovery", RFC 4872, DOI 10.17487/RFC4872, May 2007, <<https://www.rfc-editor.org/info/rfc4872>>.
- [RFC6020]** Bjorklund, M., Ed., "YANG - A Data Modeling Language for the Network Configuration Protocol (NETCONF)", RFC 6020, DOI 10.17487/RFC6020, October 2010, <<https://www.rfc-editor.org/info/rfc6020>>.
- [RFC6107]** Shiomoto, K., Ed. and A. Farrel, Ed., "Procedures for Dynamically Signaled Hierarchical Label Switched Paths", RFC 6107, DOI 10.17487/RFC6107, February 2011, <<https://www.rfc-editor.org/info/rfc6107>>.
- [RFC6241]** Enns, R., Ed., Bjorklund, M., Ed., Schoenwaelder, J., Ed., and A. Bierman, Ed., "Network Configuration Protocol (NETCONF)", RFC 6241, DOI 10.17487/RFC6241, June 2011, <<https://www.rfc-editor.org/info/rfc6241>>.
- [RFC6242]** Wasserman, M., "Using the NETCONF Protocol over Secure Shell (SSH)", RFC 6242, DOI 10.17487/RFC6242, June 2011, <<https://www.rfc-editor.org/info/rfc6242>>.
- [RFC6780]** Berger, L., Le Faucheur, F., and A. Narayanan, "RSVP ASSOCIATION Object Extensions", RFC 6780, DOI 10.17487/RFC6780, October 2012, <<https://www.rfc-editor.org/info/rfc6780>>.
- [RFC6991]** Schoenwaelder, J., Ed., "Common YANG Data Types", RFC 6991, DOI 10.17487/RFC6991, July 2013, <<https://www.rfc-editor.org/info/rfc6991>>.
- [RFC7271]** Ryoo, J., Ed., Gray, E., Ed., van Helvoort, H., D'Alessandro, A., Cheung, T., and E. Osborne, "MPLS Transport Profile (MPLS-TP) Linear Protection to Match the Operational Expectations of Synchronous Digital Hierarchy, Optical Transport Network, and Ethernet Transport Network Operators", RFC 7271, DOI 10.17487/RFC7271, June 2014, <<https://www.rfc-editor.org/info/rfc7271>>.

- [RFC7308]** Osborne, E., "Extended Administrative Groups in MPLS Traffic Engineering (MPLS-TE)", RFC 7308, DOI 10.17487/RFC7308, July 2014, <<https://www.rfc-editor.org/info/rfc7308>>.
- [RFC7471]** Giacalone, S., Ward, D., Drake, J., Atlas, A., and S. Previdi, "OSPF Traffic Engineering (TE) Metric Extensions", RFC 7471, DOI 10.17487/RFC7471, March 2015, <<https://www.rfc-editor.org/info/rfc7471>>.
- [RFC7950]** Bjorklund, M., Ed., "The YANG 1.1 Data Modeling Language", RFC 7950, DOI 10.17487/RFC7950, August 2016, <<https://www.rfc-editor.org/info/rfc7950>>.
- [RFC8040]** Bierman, A., Bjorklund, M., and K. Watsen, "RESTCONF Protocol", RFC 8040, DOI 10.17487/RFC8040, January 2017, <<https://www.rfc-editor.org/info/rfc8040>>.
- [RFC8174]** Leiba, B., "Ambiguity of Uppercase vs Lowercase in RFC 2119 Key Words", BCP 14, RFC 8174, DOI 10.17487/RFC8174, May 2017, <<https://www.rfc-editor.org/info/rfc8174>>.
- [RFC8232]** Crabbe, E., Minei, I., Medved, J., Varga, R., Zhang, X., and D. Dhody, "Optimizations of Label Switched Path State Synchronization Procedures for a Stateful PCE", RFC 8232, DOI 10.17487/RFC8232, September 2017, <<https://www.rfc-editor.org/info/rfc8232>>.
- [RFC8234]** Ryoo, J., Cheung, T., van Helvoort, H., Busi, I., and G. Wen, "Updates to MPLS Transport Profile (MPLS-TP) Linear Protection in Automatic Protection Switching (APS) Mode", RFC 8234, DOI 10.17487/RFC8234, August 2017, <<https://www.rfc-editor.org/info/rfc8234>>.
- [RFC8294]** Liu, X., Qu, Y., Lindem, A., Hopps, C., and L. Berger, "Common YANG Data Types for the Routing Area", RFC 8294, DOI 10.17487/RFC8294, December 2017, <<https://www.rfc-editor.org/info/rfc8294>>.
- [RFC8340]** Bjorklund, M. and L. Berger, Ed., "YANG Tree Diagrams", BCP 215, RFC 8340, DOI 10.17487/RFC8340, March 2018, <<https://www.rfc-editor.org/info/rfc8340>>.
- [RFC8341]** Bierman, A. and M. Bjorklund, "Network Configuration Access Control Model", STD 91, RFC 8341, DOI 10.17487/

RFC8341, March 2018, <<https://www.rfc-editor.org/info/rfc8341>>.

[RFC8342] Bjorklund, M., Schoenwaelder, J., Shafer, P., Watsen, K., and R. Wilton, "Network Management Datastore Architecture (NMDA)", RFC 8342, DOI 10.17487/RFC8342, March 2018, <<https://www.rfc-editor.org/info/rfc8342>>.

[RFC8343] Bjorklund, M., "A YANG Data Model for Interface Management", RFC 8343, DOI 10.17487/RFC8343, March 2018, <<https://www.rfc-editor.org/info/rfc8343>>.

[RFC8345] Clemm, A., Medved, J., Varga, R., Bahadur, N., Ananthakrishnan, H., and X. Liu, "A YANG Data Model for Network Topologies", RFC 8345, DOI 10.17487/RFC8345, March 2018, <<https://www.rfc-editor.org/info/rfc8345>>.

[RFC8446] Rescorla, E., "The Transport Layer Security (TLS) Protocol Version 1.3", RFC 8446, DOI 10.17487/RFC8446, August 2018, <<https://www.rfc-editor.org/info/rfc8446>>.

[RFC8570] Ginsberg, L., Ed., Previdi, S., Ed., Giacalone, S., Ward, D., Drake, J., and Q. Wu, "IS-IS Traffic Engineering (TE) Metric Extensions", RFC 8570, DOI 10.17487/RFC8570, March 2019, <<https://www.rfc-editor.org/info/rfc8570>>.

[RFC8639] Voit, E., Clemm, A., Gonzalez Prieto, A., Nilsen-Nygaard, E., and A. Tripathy, "Subscription to YANG Notifications", RFC 8639, DOI 10.17487/RFC8639, September 2019, <<https://www.rfc-editor.org/info/rfc8639>>.

[RFC8641] Clemm, A. and E. Voit, "Subscription to YANG Notifications for Datastore Updates", RFC 8641, DOI 10.17487/RFC8641, September 2019, <<https://www.rfc-editor.org/info/rfc8641>>.

[RFC8795] Liu, X., Bryskin, I., Beeram, V., Saad, T., Shah, H., and O. Gonzalez de Dios, "YANG Data Model for Traffic Engineering (TE) Topologies", RFC 8795, DOI 10.17487/RFC8795, August 2020, <<https://www.rfc-editor.org/info/rfc8795>>.

[RFC9012] Patel, K., Van de Velde, G., Sangli, S., and J. Scudder, "The BGP Tunnel Encapsulation Attribute", RFC 9012, DOI 10.17487/RFC9012, April 2021, <<https://www.rfc-editor.org/info/rfc9012>>.

14.2. Informative References

[rfc3473]

Berger, L., Ed., "Generalized Multi-Protocol Label Switching (GMPLS) Signaling Resource Reservation Protocol-Traffic Engineering (RSVP-TE) Extensions", RFC 3473, DOI 10.17487/RFC3473, January 2003, <<https://www.rfc-editor.org/info/rfc3473>>.

[RFC3945] Mannie, E., Ed., "Generalized Multi-Protocol Label Switching (GMPLS) Architecture", RFC 3945, DOI 10.17487/RFC3945, October 2004, <<https://www.rfc-editor.org/info/rfc3945>>.

[RFC9256] Filsfils, C., Talaulikar, K., Ed., Voyer, D., Bogdanov, A., and P. Mattes, "Segment Routing Policy Architecture", RFC 9256, DOI 10.17487/RFC9256, July 2022, <<https://www.rfc-editor.org/info/rfc9256>>.

Authors' Addresses

Tarek Saad
Cisco Systems Inc

Email: tsaad.net@gmail.com

Rakesh Gandhi
Cisco Systems Inc

Email: rgandhi@cisco.com

Xufeng Liu
Alef Edge

Email: xufeng.liu.ietf@gmail.com

Vishnu Pavan Beeram
Juniper Networks

Email: vbeeram@juniper.net

Igor Bryskin
Individual

Email: i_bryskin@yahoo.com