

INTERNET-DRAFT

Updates: [7178](#)

Intended status: Proposed Standard

Donald Eastlake

Huawei

Mohammed Umair

IPinfusion

Yizhou Li

Huawei

Expires: December 14, 2015

June 15, 2015

TRILL: RBridge Channel Tunnel Protocol
<[draft-ietf-trill-channel-tunnel-06.txt](#)>

Abstract

The IETF TRILL (Transparent Interconnection of Lots of Links) protocol includes an optional mechanism, called RBridge Channel, that is specified in [RFC 7178](#), for the transmission of typed messages between TRILL switches in the same campus and between TRILL switches and end stations on the same link. This document specifies two optional extensions to the RBridge Channel protocol: (1) A standard method to tunnel a variety of payload types by encapsulating them in an RBridge Channel message; and (2) A method to support security facilities for RBridge Channel messages. This document updates [RFC 7178](#).

Status of This Memo

This Internet-Draft is submitted to IETF in full conformance with the provisions of [BCP 78](#) and [BCP 79](#).

Distribution of this document is unlimited. Comments should be sent to the authors or the TRILL working group mailing list: trill@ietf.org

Internet-Drafts are working documents of the Internet Engineering Task Force (IETF), its areas, and its working groups. Note that other groups may also distribute working documents as Internet-Drafts.

Internet-Drafts are draft documents valid for a maximum of six months and may be updated, replaced, or obsoleted by other documents at any time. It is inappropriate to use Internet-Drafts as reference material or to cite them other than as "work in progress."

The list of current Internet-Drafts can be accessed at <http://www.ietf.org/lid-abstracts.html>. The list of Internet-Draft Shadow Directories can be accessed at <http://www.ietf.org/shadow.html>.

INTERNET-DRAFT

TRILL: RBridge Channel Tunnel

Table of Contents

1. Introduction.....	3
1.1 Terminology and Acronyms.....	3
2. Channel Tunnel Packet Format.....	5
3. Channel Tunnel Payload Types.....	8
3.1 Null Payload.....	8
3.2 Ethertype Without Addresses.....	8
3.2.1 Tunneled RBridge Channel Message.....	9
3.2.2 Tunneled TRILL Data Packet.....	9
3.2.3 Tunneled TRILL IS-IS Packet.....	10
3.3 Ethertype With Addresses.....	11
4. Security, Keying, and Algorithms.....	14
4.1 Basic Security Format.....	14
4.2 Authentication and Encryption Coverage.....	15
4.3 Derived Keying Material.....	16
4.4 SType None.....	16
4.5 RFC 5310 Based Authentication.....	16
4.6 DTLS Based Security.....	17
4.7 RFC 5310 Based Encryption and Authentication.....	18
5. Channel Tunnel Errors.....	20
5.1 SubERRs under ERR 6.....	20
5.2 Nested RBridge Channel Errors.....	20
6. IANA Considerations.....	21
6.1 RBridge Channel Protocol Number.....	21
6.2 Channel Tunnel Crypto Suites.....	21
7. Security Considerations.....	22
Normative References.....	23
Informative References.....	24
Appendix Z: Change History.....	25

Acknowledgements.....	27
Authors' Addresses.....	28

INTERNET-DRAFT

TRILL: RBridge Channel Tunnel

[1](#). Introduction

The IETF TRILL base protocol [[RFC6325](#)] has been extended with an optional RBridge Channel [[RFC7178](#)] facility to support transmission of typed messages (for example BFD (Bidirectional Forwarding Detection) [[RFC7175](#)]) between two TRILL switches (RBridges) in the same campus and between RBridges and end stations on the same link. When sent between RBridges in the same campus, a TRILL Data packet with a TRILL header is used and the destination RBridge is indicated by nickname. When sent between a RBridge and an end station on the same link in either direction a native RBridge Channel messages [[RFC7178](#)] is used with no TRILL header and with the destination port or ports indicated by a MAC address. (There is no mechanism to stop end stations on the same link, from sending native RBridge Channel messages to each other; however, such use is outside the scope of this document.)

This document updates [[RFC7178](#)] and specifies extensions to RBridge Channel that provide two additional facilities as listed below. Use of each of these facilities is optional, except that if Channel Tunnel is implemented there are two payload types that MUST be implemented.

- (1) A standard method to tunnel a variety of payload types by encapsulating them in an RBridge Channel message.
- (2) A method to provide security facilities for RBridge Channel messages.

Both of the above facilities can be used in the same packet. In case of conflict between this document and [[RFC7178](#)], this document takes

precedence.

1.1 Terminology and Acronyms

The key words "MUST", "MUST NOT", "REQUIRED", "SHALL", "SHALL NOT", "SHOULD", "SHOULD NOT", "RECOMMENDED", "MAY", and "OPTIONAL" in this document are to be interpreted as described in [[RFC2119](#)].

This document uses terminology and acronyms defined in [[RFC6325](#)] and [[RFC7178](#)]. Some of these are repeated below for convenience along with additional terms and acronyms.

AES - Advanced Encryption Standard.

CCM - Counter with CBC-MAC (Cypher Block Chaining - Message Authentication Code).

D. Eastlake, M. Umair, & Y. Li

[Page 3]

INTERNET-DRAFT

TRILL: RBridge Channel Tunnel

CT-CCM - Channel Tunnel CCM.

Data Label - VLAN or FGL.

DTLS - Datagram Transport Level Security [[RFC6347](#)].

FCS - Frame Check Sequence.

FGL - Fine Grained Label [[RFC7172](#)].

HKDF - Hash based Key Derivation Function [[RFC5869](#)].

IS-IS - Intermediate System to Intermediate Systems [[IS-IS](#)].

PDU - Protocol Data Unit.

RBridge - An alternative term for a TRILL switch.

SHA - Secure Hash Algorithm [[RFC6234](#)].

TRILL - Transparent Interconnection of Lots of Links or Tunnelled Routing in the Link Layer.

TRILL switch - A device that implements the TRILL protocol [[RFC6325](#)], sometimes referred to as an RBridge.

[2.](#) Channel Tunnel Packet Format

The general structure of an RBridge Channel message between two TRILL switches (RBridges) in the same campus is shown in Figure 2.1 below. The structure of a native RBridge Channel message sent between an RBridge and an end station on the same link, in either direction, is shown in Figure 2.2 and, compared with the first case, omits the TRILL Header, inner Ethernet addresses, and Data Label. A Protocol field in the RBridge Channel Header gives the type of RBridge Channel message and indicates how to interpret the Channel Protocol Specific Payload [[RFC7178](#)].

```
+-----+
|           Link Header           |
+-----+
```

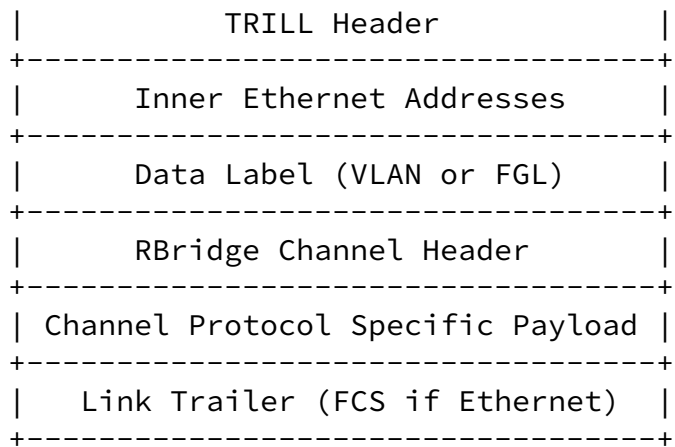


Figure 2.1 RBridge Channel Packet Structure

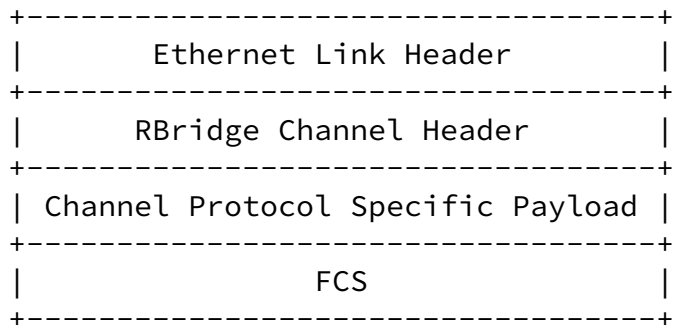
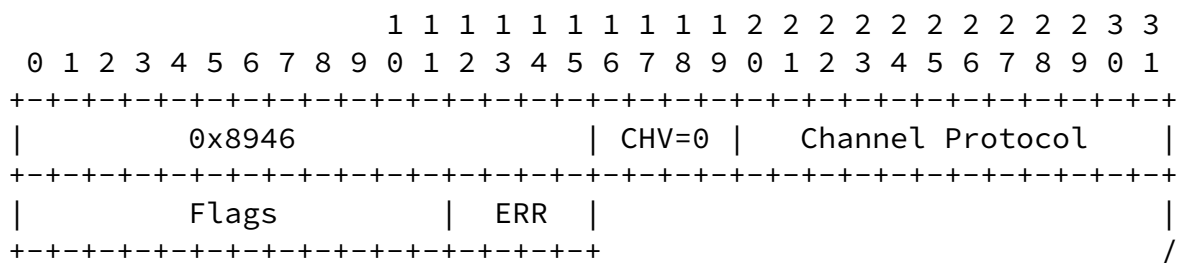


Figure 2.2 Native RBridge Channel Frame

The RBridge Channel Header looks like this:



```

/                                     Channel Protocol Specific Data   /
/-----+-----+-----+-----+-----+-----+-----+-----+-----+

```

Figure 2.3 RBridge Channel Header

where 0x8946 is the RBridge Channel Ethertype and CHV is the Channel Header Version. This document is based on RBridge Channel version zero.

The extensions specified herein are in the form of an RBridge Channel protocol, the Channel Tunnel Protocol. Figure 2.4 below expands the RBridge Channel Header and Protocol Specific Payload above for the case of the Channel Tunnel Protocol.

```

                                     1 1 1 1 1 1 1 1 1 1 2 2 2 2 2 2 2 2 2 2 3 3
      0 1 2 3 4 5 6 7 8 9 0 1 2 3 4 5 6 7 8 9 0 1 2 3 4 5 6 7 8 9 0 1
RBridge Channel Header:
+-----+-----+-----+-----+-----+-----+-----+-----+-----+
|           0x8946           | CHV=0 | Tunnel Protocol =TBD |
+-----+-----+-----+-----+-----+-----+-----+-----+
|           Flags           |   ERR   |
+-----+-----+-----+-----+-----+-----+-----+-----+
                                     +-----+-----+-----+-----+
Channel Tunnel Protocol Specific: | SubERR| RESV4 | SType | PType |
+-----+-----+-----+-----+-----+-----+-----+-----+
| Security Information, variable length (0 length if SType = 0)
+-----+-----+-----+-----+-----+-----+-----+-----+...
|   Tunneled Data, variable length
|   ...

```

Figure 2.4 Channel Tunnel Header Structure

The RBridge Channel Header field specific to the RBridge Channel Tunnel Protocol is the Protocol field. Its contents MUST be the value allocated for this purpose (see [Section 6](#)).

The RBridge Tunnel Channel Protocol Specific Data fields are as follows:

SubERR: This field provides further details when a Channel Tunnel error is indicated in the RBridge Channel ERR field. If ERR is zero, then SubERR MUST be sent as zero and ignored on receipt. See [Section 5](#).

RESV4: This field MUST be sent as zero. If non-zero when received, this is an error condition (see [Section 5](#)).

SType: This field describes the type of security information and features, including keying material, being used or provided by the Channel Tunnel packet. See [Section 4](#).

PType: Payload type. This describes the tunneled data. See [Section 3](#) below.

Security Information: Variable length information. Length is zero if SType is zero. See [Section 4](#).

The Channel Tunnel protocol is integrated with the RBridge Channel facility. Channel Tunnel errors are reported as if they were RBridge Channel errors, using newly allocated code points in the ERR field of the RBridge Channel Header supplemented by the SubERR field.

INTERNET-DRAFT

TRILL: RBridge Channel Tunnel

[3. Channel Tunnel Payload Types](#)

The Channel Tunnel Protocol can carry a variety of payloads as indicated by the PType field. Values are shown in the table below with further explanation after the table.

PTYPE	Section	Description
0		Reserved
1	3.1	Null
2	3.2	Ethertype Without Addresses
3	3.3	Ethertype With Addresses
4-14		(Available for assignment by IETF Review)
15		Reserved

Table 1. Payload Type Values

While implementation of the Channel Tunnel protocol is optional, if it is implemented PType 1 (Null) and PType 2 (Ethertype without addresses) with the RBridge Channel Ethertype MUST be implemented. PType 2 for any Ethernets other than the RBridge Channel Ethertype MAY be implemented. PType 3 MAY be implemented.

The processing of any particular Channel Protocol message and its payload depends on meeting local security and other policy at the destination TRILL switch or end station.

[3.1 Null Payload](#)

The Null payload type (PTYPE = 1) is intended to be used for testing or for messages such as key negotiation or the like. It indicates that there is no payload. Any data after the Security Information field is ignored. If the Channel Tunnel feature is implemented, Null Payload MUST be supported. Any particular use of the Null Payload should specify what VLAN or priority should be used when relevant.

[3.2 Ethertype Without Addresses](#)

A PType of 2 indicates that the payload of the Channel Tunnel message begins with an Ethertype. A TRILL switch supporting the Channel Tunnel RBridge Channel protocol MUST support a PType of 2 with a payload beginning with the RBridge Channel Ethertype as describe in [Section 3.2.1](#). Other Ethertypes, including the TRILL and L2-IS-IS Ethertype as described in [Section 3.2.2](#) and 3.2.3, MAY be supported.

[3.2.1](#) Tunneled RBridge Channel Message

A PType of 2 with an initial RBridge Channel Ethertype indicates an encapsulated RBridge Channel message payload. A typical reason for sending an RBridge Channel message inside a Channel Tunnel message is to provide security services, such as authentication or encryption.

This payload type looks like the following:

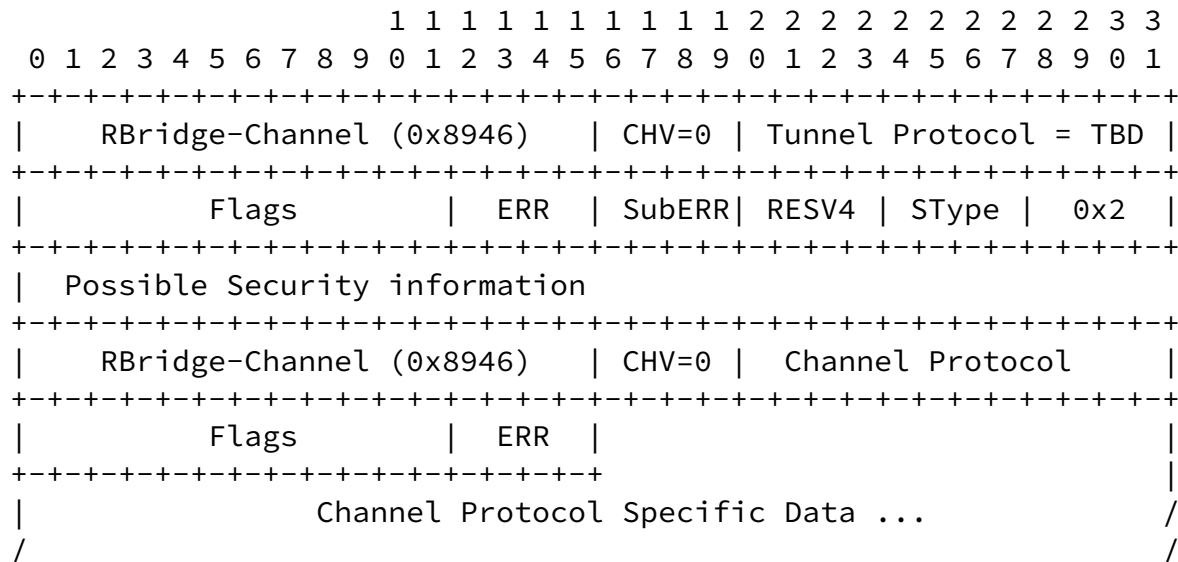


Figure 3.1 Tunneled RBridge Channel Message Structure

[3.2.2](#) Tunneled TRILL Data Packet

A PType of 2 and an initial TRILL Ethertype indicates that the payload of the Tunnel protocol message is an encapsulated TRILL Data packet as shown in the figure below. If this Ethertype is supported

for PType = 2 and the message meets local policy for acceptance, the tunneled TRILL Data packet is handled as if it had been received by the destination TRILL switch on the port where the Channel Tunnel message was received.

```

                                1 1 1 1 1 1 1 1 1 1 2 2 2 2 2 2 2 2 2 2 3 3
0 1 2 3 4 5 6 7 8 9 0 1 2 3 4 5 6 7 8 9 0 1 2 3 4 5 6 7 8 9 0 1
+---+---+---+---+---+---+---+---+---+---+---+---+---+---+---+---+
|   RBridge-Channel (0x8946)   | CHV=0 | Tunnel Protocol = TBD |
+---+---+---+---+---+---+---+---+---+---+---+---+---+---+---+---+
|           Flags             | ERR  | SubERR| RESV4 | SType | 0x2  |
+---+---+---+---+---+---+---+---+---+---+---+---+---+---+---+---+
| Possible Security information
+---+---+---+---+---+---+---+---+---+---+---+---+---+---+---+---+
|   TRILL (0x22F3)            | V |A|C|M| RESV  |F| Hop Count |
+---+---+---+---+---+---+---+---+---+---+---+---+---+---+---+---+
|   Egress Nickname           |   Ingress Nickname           |
+---+---+---+---+---+---+---+---+---+---+---+---+---+---+---+---+
|                               Optional Flags Word            |
+---+---+---+---+---+---+---+---+---+---+---+---+---+---+---+---+
|                               Inner.MacDA                      |
+---+---+---+---+---+---+---+---+---+---+---+---+---+---+---+---+
|   Inner.MacDA continued     |   Inner.MacSA                  |
+---+---+---+---+---+---+---+---+---+---+---+---+---+---+---+---+
|                               Inner.MacSA (cont.)              |
+---+---+---+---+---+---+---+---+---+---+---+---+---+---+---+---+
|                               Inner Data Label (2 or 4 bytes)
+---+---+---+---+---+---+---+---+---+---+---+---+---+---+---+---+
|   TRILL Data Packet payload
+---+---+---+---+---+---+---+---+---+---+---+---+---+---+---+---+

```

Figure 3.2 Nested TRILL Data Packet Channel Tunnel Structure

The optional flags word is only present if the F bit in the TRILL Header is one [[rfc7180bis](#)].

3.2.3 Tunneled TRILL IS-IS Packet

A PType of 2 and an initial L2-IS-IS Ethertype indicates that the payload of the Tunnel protocol message is an encapsulated TRILL IS-IS PDU packet as shown in the figure below. If this Ethertype is supported, the tunneled TRILL IS-IS packet is processed by the destination RBridge if it meets local policy. One possible use is to expedite the receipt of a link state PDU (LSP) by some TRILL switch or switches with an immediate requirement for the link state information. Since they can be transmitted directly on the link, a link local IS-IS PDU (Hello, CSNP, or PSNP [[IS-IS](#)]; MTU-probe or MTU-ack [[RFC7176](#)]; or circuit scoped FS-LSP, FS-CSNP or FS-PSNP [[RFC7356](#)]) would not normally be sent via this Channel Tunnel method except possibly to encrypt it.

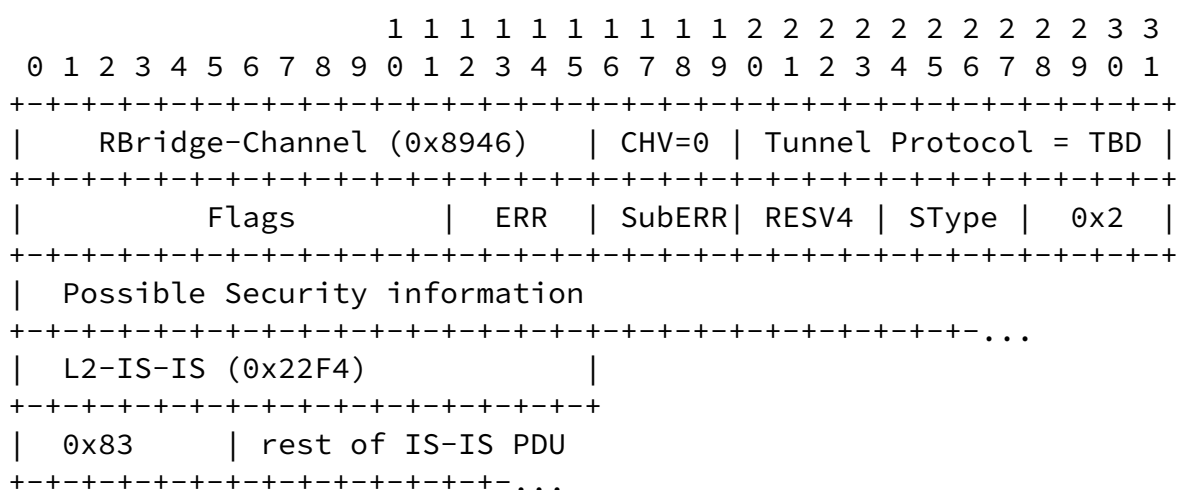
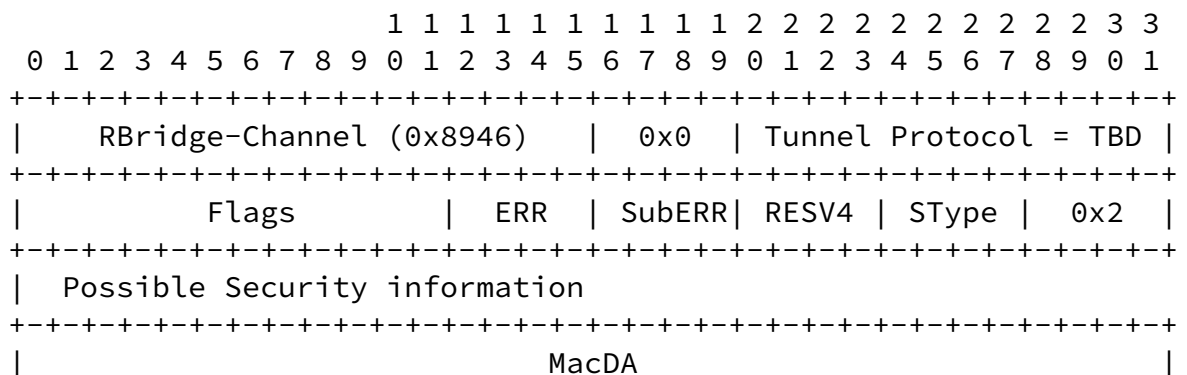


Figure 3.3 Tunneled TRILL IS-IS Packet Structure

3.3 Ethertype With Addresses

If PType is 3, the Tunnel Protocol payload is an Ethernet frame as might be received from or sent to an end station except that the tunneled Ethernet frame's FCS is omitted, as shown in Figure 3.4. (There is still an overall FCS if the RBridge Channel message is being sent on an Ethernet link.) If this PType is implemented and the message meets local policy, the tunneled frame is handled as if it had been received on the port on which the Channel Tunnel message was received.

The priority of the RBridge Channel message can be copied from the Ethernet frame VLAN tag, if one is present, except that priority 7 SHOULD only be used for messages critical to adjacency and priority 6 SHOULD only be used for other important control messages.



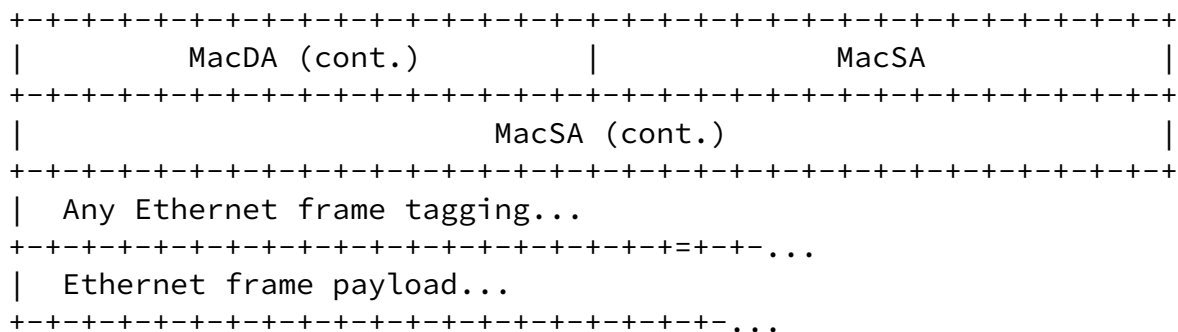


Figure 3.4 Ethernet Frame Channel Tunnel Structure

In the case of a non-Ethernet link, such as a PPP (Point-to-Point Protocol) link [[RFC6361](#)], the ports on the link are considered to have link local synthetic 48-bit MAC addresses constructed as described below. These constructed addresses MAY be used as a MacSA. If the RBridge Channel message is link local, the source TRILL switch will have the information to construct such a MAC address for the destination TRILL switch port and that MAC address MAY be used as the MacDA. By the use of such a MacSA and either such a unicast MacDA or a group addressed MacDA, an Ethernet frame can be sent between two TRILL switch ports connected by a non-Ethernet link.

These synthetic TRILL switch port MAC addresses for non-Ethernet ports are constructed as follows: 0xFEFF, the nickname of the TRILL switch used in TRILL Hellos sent on that port, and the Port ID that the TRILL switch has assigned to that port, as shown in Figure 3.5. (Both the nickname and Port ID of the port on which a TRILL Hello is sent appear in the Special VLANs and Flags sub-TLV [[RFC7176](#)] in that Hello.) The resulting MAC address has the Local bit on and the Group bit off [[RFC7042](#)]. Since end stations are connected to TRILL switches over Ethernet, there will be no end stations on a non-Ethernet link in a TRILL campus. Thus such synthetic MAC addresses cannot conflict on the link with a real Ethernet port address.

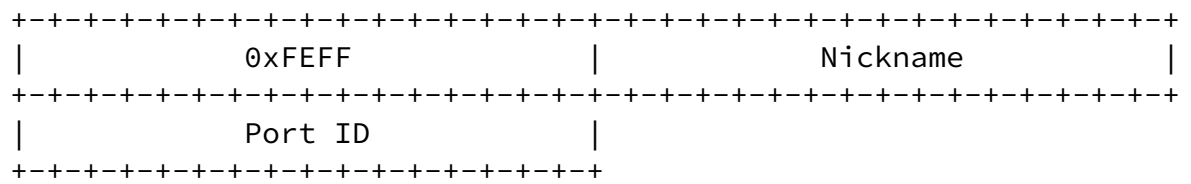


Figure 3.5 Synthetic MAC Address

4. Security, Keying, and Algorithms

The following table gives the initial assigned values of the SType field and their meaning.

SType	Section	Meaning
-----	-----	-----
0	4.4	None
1	4.5	[RFC5310] Based Authentication
2	4.6	DTLS Based Security
3	4.7	[RFC5310] Based Encryption and Authentication
4-14		Available for assignment by IETF Review
15		Reserved

Table 3. SType Values

4.1 Basic Security Format

When SType is zero, there is no Security Information after the Channel Tunnel header and before the payload. For all SType values except zero, the Security Information starts with a byte of flag bits and a byte of remaining length as follows:

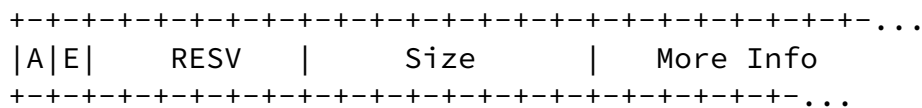


Figure 4.1 Security Information Format

The fields are as follows:

A: Zero if authentication is not being provided. One if it is.

E: Zero if encryption is not being provided. One if it is.

RESV: Six reserved bits that MUST be sent as zero and ignored on receipt. In the future, meanings may be assigned to these bits and those meanings may differ for different STypes.

Size: The number of bytes, as an unsigned integer, of More Info in the Security Information after the Size byte itself. Thus the maximum possible length of Security Information is 257 bytes for a Size of 255 plus the flags and Size bytes.

More Info: Additional Security Information of length Size. Contents depends on the STYPE.

The A and E bits are intended as hints and to assist in debugging.

They are not guaranteed to be correct. They can be interpreted as follows:

A	E	Comments
-----	-----	
0	0	Neither authentication nor encryption is being provided.
1	0	Authentication only. The payload should be parsable by a security ignorant receiver if it understands the payload format. The Size field permits skipping the More Info field.
0	1	Encryption only, perhaps some form of opportunistic security [RFC7435].
1	1	Authentication and Encryption.

[4.2](#) Authentication and Encryption Coverage

Authentication in the RBridge Channel case (see Figure 2.1) is computed across the inner Ethernet Addresses, Data Label, relevant Channel Tunnel header information, and the payload. To be more precise, the covered area starts with the byte immediately after the TRILL Header ingress nickname unless the optional flag word [[rfc7180bis](#)] is present in which case it starts after the flag word, and extends to just before the TRILL Data packet link trailer, for example just before the FCS for Ethernet. If an authentication value is included in the More Info field shown in [Section 4.1](#), it is treated as zero when authentication is calculated. If an authentication value is included in a payload after the security information, it is calculated as provided by the STYPE and security algorithms in use.

Authentication in the native RBridge Channel case (see Figure 2.2), is as specified in the above paragraph except that it starts with the

RBridge Channel Ethertype, since there are no TRILL Header, inner Ethernet address, or inner Data Label.

If encryption is provided, it covers the payload from right after the Channel Tunnel header Security Information through to just before the TRILL Data packet link trailer.

[4.3](#) Derived Keying Material

In some cases, it is possible to use keying material derived from [\[RFC5310\]](#) IS-IS keying material. In such cases, the More Info field shown in Figure 4.1 includes a two byte Key ID to identify the IS-IS keying material. The keying material actually used in Channel Tunnel security is derived from the IS-IS keying material as follows:

HKDF-Expand-SHA256 (IS-IS-key, "Channel Tunnel" | 0x0S, L)

where "|" indicates concatenation, HKDF is as in [\[RFC5869\]](#), SHA256 is as in [\[RFC6234\]](#), IS-IS-key is the input keying material, "Channel Tunnel" is the 14-character [\[RFC20\]](#) string indicated, 0x0S is a single byte where S is the SType for which this key derivation is being used, and L is the length of output keying material needed.

[4.4](#) SType None

No security services are being invoked. The length of the Security Information field (see Figure 2.4) is zero.

[4.5](#) [RFC 5310](#) Based Authentication

The Security Information (see Figure 2.4) is the flags and Size bytes specified in [Section 4.1](#) with the value of the [\[RFC5310\]](#) Key ID and Authentication Data as shown in Figure 4.2.

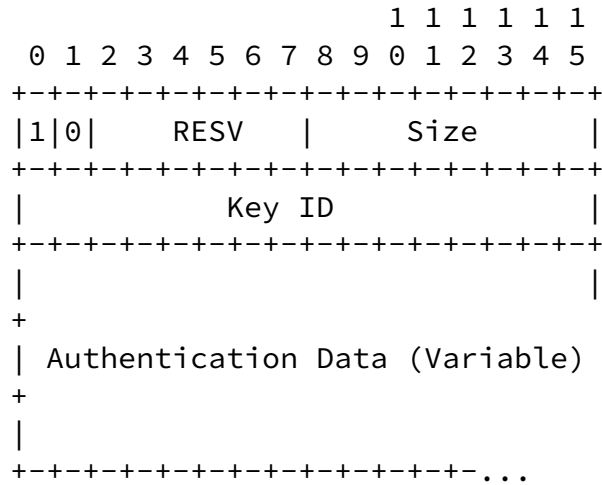


Figure 4.2 SType 1 Security Information

- o RESV: Six bits that MUST be sent as zero and ignored or receipt.
- o Size: Set to 2 + the size of Authentication Data in bytes.

- o Key ID: specifies the same keying value and authentication algorithm that the Key ID specifies for TRILL IS-IS LSP [RFC5310] Authentication TLVs. The keying material actually used is derived as shown in [Section 4.3](#).
- o Authentication Data: The authentication data produced by the key and algorithm associated with the Key ID acting on the packet as specified in [Section 4.2](#). Length of the authentication data depends on the algorithm.

[4.6](#) DTLS Based Security

DTLS supports key negotiation and provides both encryption and authentication. This optional SType in Channel Tunnel uses DTLS 1.2 [RFC6347]. It is intended for pairwise use. The presumption is that in the RBridge Channel case (Figure 2.1) the M bit in the TRILL Header would be zero and in the native RBridge Channel case (Figure 2.2), the Outer.MacDA would be individually addressed.

TRILL switches that implement the Channel Tunnel DTLS SType SHOULD

support the use of certificates for DTLS. In this case the Size field shown in [Section 4.1](#) MUST be zero and the Security Information is as shown in Figure 4.3.

Also, if they support certificates, they MUST support the following algorithm:

- o TLS_RSA_WITH_AES_128_CBC_SHA256 [[RFC5246](#)]

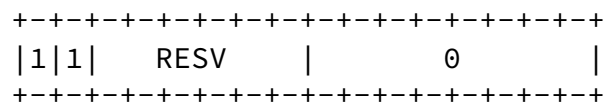


Figure 4.3 DTLS Cert or Special Pre-shared Key Security Information

TRILL switches that support the Channel Tunnel DTLS SType MUST support the use of pre-shared keys for DTLS. The Size field as shown in [Section 4.1](#) MUST be either zero or 2. If Size is zero as shown in Figure 4.3, a pre-shared key specifically associated with Channel Tunnel DTLS is used. If Size is 2 as shown in Figure 4.4, a two byte [[RFC5310](#)] Key ID is present and the pre-shared key is derived from the secret key associated with that Key ID as shown in [Section 4.3](#).

The following cryptographic algorithms MUST be supported for use with pre-shared keys:

- o TLS_PSK_WITH_AES_128_CBC_SHA256 [[RFC5487](#)]




Figure 4.4 DTLS Derived Pre-shared Key Security Information

When DTLS security is used, the entire payload of the Channel Tunnel packet, starting just after the Security Information and ending just

before the link trailer, is a DTLS record [[RFC6347](#)].

[4.7 RFC 5310](#) Based Encryption and Authentication

This SType is based on pre-existing [[RFC5310](#)] keying material but does not use any algorithm that may be associated with a Key ID under [[RFC5310](#)]. Instead it uses the derived key as specified in [Section 4.3](#) with the algorithm specified by a Crypto Suite ID as shown in Figure 4.5. Key negotiation is not provided and this SType is intended for use in securing multi-destination packets. The presumption is that in the RBridge Channel case (Figure 2.1) the M bit in the TRILL Header would be one and in the native RBridge Channel case (Figure 2.2), the Outer.MacDA would be group addressed.




Figure 4.5 DTLS Derived Pre-shared Key Security Information

4.7.1 Channel-Tunnel-CCM

The initially specified Crypto Suites is called CT-CCM-128 (Channel Tunnel Counter with CBC-MAC using AES-128), and is designed by Crypto Suite ID 0x0001.

CT-CCM is based on [[RFC3610](#)] using AES-128 as the encryption function. The minimum authentication field size permitted is 8 octets. There is additional authenticated data which is the

authenticated data indicated in [Section 4.2](#) up to but not including any of the Tunneled Data (Figure 2.4). The message size is limited to $2^{16} - 2^8$ bytes so 2 bytes are used for the length of message field. There are thus 13 bytes available for nonce [[RFC3610](#)]. Since it is possible that the same Key ID could be used by different TRILL switches, the nonce MUST include an identifier for the originating

TRILL switch. It is RECOMMENDED that this be the first 6 bytes of its IS-IS System ID as these will be unique across the campus. The remaining 7 bytes (56 bits) need to be such that the nonce is always unique for a particular key, for example a counter for which care is taken that it is always incremented after each use and its value is preserved over TRILL switch crashes, re-starts, and the like. Should there be a danger of exhausting such a counter, the TRILL switch MUST take steps such as causing re-keying of the [[RFC5310](#)] key ID it is using and/or changing to use a different Key ID.

[5. Channel Tunnel Errors](#)

RBridge Channel Tunnel Protocol errors are reported like RBridge Channel level errors. The ERR field is set to one of the following error codes:

ERR	Meaning
---	-----
6	Unknown or unsupported field value
7	Authentication failure
8	Error in nested RBridge Channel message

Table 4. Additional ERR Values

[5.1 SubERRs under ERR 6](#)

If the ERR field is 6, the SubERR field indicates the problematic field or value as show in the table below.

SubERR	Meaning (for ERR = 6)
-----	-----
0	Reserved
1	Non-zero RESV4 nibble
2	Unsupported SType
3	Unsupported PType
4	Unsupported Crypto Suite ID
5	Unknown Key ID
6	Unknown Ethertype with PType = 2

Table 5. SubERR values under ERR 6

[5.2 Nested RBridge Channel Errors](#)

If

a Channel Tunnel message is sent with security and with a payload type (PType) indicating a nested RBridge Channel message
and

there is an error in the processing of that nested message that results in a return RBridge Channel message with a non-zero ERR field,

then that returned message SHOULD also be nested in an Channel Tunnel message using the same type of security. In this case, the ERR field in the Channel Tunnel envelope is set to 8 indicating that there is a nested error in the message being tunneled back.

INTERNET-DRAFT

TRILL: RBridge Channel Tunnel

[6.](#) IANA Considerations

This section list IANA Considerations.

[6.1](#) RBridge Channel Protocol Number

IANA is requested to assign TBD as the RBridge Channel protocol number for the "Channel Tunnel" protocol from the range assigned by Standards Action.

The added RBridge Channel protocols registry entry on the TRILL Parameters web page is as follows:

Protocol	Description	Reference
-----	-----	-----
TBD	Tunnel Channel	[this document]

[6.2](#) Channel Tunnel Crypto Suites

IANA is requested to create a subregistry in the TRILL Parameters registry as follows:

Name: RBridge Channel Tunnel Crypto Suites
Registration Procedures: Expert Review
Reference: [this document]

Value	Description	Reference
-----	-----	-----
0	Reserved	
1	CT-CCM	[this document]
2-65534	available for assignment	
65535	Reserved	

INTERNET-DRAFT

TRILL: RBridge Channel Tunnel

7. Security Considerations

The RBridge Channel tunnel facility has potentially positive and negative effects on security.

On the positive side, it provides optional security that can be used to authenticate and/or encrypt RBridge Channel messages. Some RBridge Channel message payloads, such as BFD [[RFC7175](#)], provide their own security but where this is not true, consideration should be given, when specifying an RBridge Channel protocol, to recommending or requiring use of the security features of the Tunnel Protocol.

On the negative side, the optional ability to tunnel various payload types and to tunnel them between TRILL switches and to and from end stations can increase risk unless precautions are taken. The processing of decapsulating Tunnel Protocol payloads is not a good place to be liberal in what you accept. This is because the tunneling facility makes it easier for unexpected messages to pop up in unexpected places in a TRILL campus due to accidents or the actions of an adversary. Local policies should generally be strict and only process payload types required and then only with adequate authentication for the particular circumstances.

While simple [[RFC5310](#)] based authentication as specified in [Section 4.5](#) is better than nothing, in general it is RECOMMENDED that DTLS based security, as specified in [Section 4.6](#), be used for all point-to-point Channel Tunnel messages and [[RFC5310](#)] based encryption and authentication, as specified in [Section 4.7](#), be used for all multi-destination Channel Tunnel messages. If IS-IS authentication is not being used, then [[RFC5310](#)] keying information would not normally be available but that presumably represents a judgment by the TRILL campus operator that security is not needed.

In connection with the use of DTLS for security as specified in [Section 4.5](#), see [\[RFC7457\]](#).

See [\[RFC7178\]](#) for general RBridge Channel Security Considerations and [\[RFC6325\]](#) for general TRILL Security Considerations.

Normative References

- [IS-IS] - ISO/IEC 10589:2002, Second Edition, "Information technology -- Telecommunications and information exchange between systems -- Intermediate System to Intermediate System intra-domain routing information exchange protocol for use in conjunction with the protocol for providing the connectionless-mode network service (ISO 8473)", 2002.
- [RFC20] - Cerf, V., "ASCII format for network interchange", STD 80, [RFC 20](#), October 1969, <<http://www.rfc-editor.org/info/rfc20>>.
- [RFC2119] - Bradner, S., "Key words for use in RFCs to Indicate Requirement Levels", [BCP 14](#), [RFC 2119](#), March 1997.
- [RFC3610] - Whiting, D., Housley, R., and N. Ferguson, "Counter with CBC-MAC (CCM)", [RFC 3610](#), September 2003, <<http://www.rfc-editor.org/info/rfc3610>>.
- [RFC5246] - Dierks, T. and E. Rescorla, "The Transport Layer Security (TLS) Protocol Version 1.2", [RFC 5246](#), August 2008, <<http://www.rfc-editor.org/info/rfc5246>>.
- [RFC5310] - Bhatia, M., Manral, V., Li, T., Atkinson, R., White, R., and M. Fanto, "IS-IS Generic Cryptographic Authentication", [RFC](#)

[5310](#), February 2009.

- [RFC5487] - Badra, M., "Pre-Shared Key Cipher Suites for TLS with SHA-256/384 and AES Galois Counter Mode", [RFC 5487](#), March 2009, <<http://www.rfc-editor.org/info/rfc5487>>.
- [RFC5869] - Krawczyk, H. and P. Eronen, "HMAC-based Extract-and-Expand Key Derivation Function (HKDF)", [RFC 5869](#), May 2010, <<http://www.rfc-editor.org/info/rfc5869>>.
- [RFC6325] - Perlman, R., D. Eastlake, D. Dutt, S. Gai, and A. Ghanwani, "RBridges: Base Protocol Specification", [RFC 6325](#), July 2011.
- [RFC6347] - Rescorla, E. and N. Modadugu, "Datagram Transport Layer Security Version 1.2", [RFC 6347](#), January 2012, <<http://www.rfc-editor.org/info/rfc6347>>.
- [RFC7172] - Eastlake 3rd, D., Zhang, M., Agarwal, P., Perlman, R., and D. Dutt, "Transparent Interconnection of Lots of Links (TRILL): Fine-Grained Labeling", [RFC 7172](#), May 2014.
- [RFC7176] - Eastlake 3rd, D., Senevirathne, T., Ghanwani, A., Dutt, D., and A. Banerjee, "Transparent Interconnection of Lots of Links (TRILL) Use of IS-IS", [RFC 7176](#), May 2014,

<<http://www.rfc-editor.org/info/rfc7176>>.

- [RFC7178] - Eastlake 3rd, D., Manral, V., Li, Y., Aldrin, S., and D. Ward, "Transparent Interconnection of Lots of Links (TRILL): RBridge Channel Support", [RFC 7178](#), May 2014.
- [RFC7356] - Ginsberg, L., Previdi, S., and Y. Yang, "IS-IS Flooding Scope Link State PDUs (LSPs)", [RFC 7356](#), September 2014, <<http://www.rfc-editor.org/info/rfc7356>>.
- [rfc7180bis] - Eastlake, D., Zhang, M., Perlman, R. Banerjee, A., Ghanwani, A., and S. Gupta, "TRILL: Clarifications, Corrections, and Updates", Draft-ietf-trill-rfc7180bis, work in progress.

Informative References

- [RFC6234] - Eastlake 3rd, D. and T. Hansen, "US Secure Hash Algorithms (SHA and SHA-based HMAC and HKDF)", [RFC 6234](#), May 2011.
- [RFC6361] - Carlson, J. and D. Eastlake 3rd, "PPP Transparent Interconnection of Lots of Links (TRILL) Protocol Control Protocol", [RFC 6361](#), August 2011
- [RFC7042] - Eastlake 3rd, D. and J. Abley, "IANA Considerations and IETF Protocol and Documentation Usage for IEEE 802 Parameters", [BCP 141](#), [RFC 7042](#), October 2013.
- [RFC7175] - Manral, V., Eastlake 3rd, D., Ward, D., and A. Banerjee, "Transparent Interconnection of Lots of Links (TRILL): Bidirectional Forwarding Detection (BFD) Support", [RFC 7175](#), May 2014.
- [RFC7435] - Dukhovni, V., "Opportunistic Security: Some Protection Most of the Time", [RFC 7435](#), December 2014, <<http://www.rfc-editor.org/info/rfc7435>>.
- [RFC7457] - Sheffer, Y., Holz, R., and P. Saint-Andre, "Summarizing Known Attacks on Transport Layer Security (TLS) and Datagram TLS (DTLS)", [RFC 7457](#), February 2015, <<http://www.rfc-editor.org/info/rfc7457>>.

Appendix Z: Change History

From -00 to -01

1. Fix references for RFCs published, etc.
2. Explicitly mention in the Abstract and Introduction that this document updates [[RFC7178](#)].

3. Add this Change History Appendix.

From -01 to -02

1. Remove section on the "Scope" feature as mentioned in <http://www.ietf.org/mail-archive/web/trill/current/msg06531.html>
2. Editorial changes to IANA Considerations to correspond to [draft-leiba-cotton-iana-5226bis-11.txt](#).
3. Improvements to the Ethernet frame payload type.
4. Other Editorial changes.

From -02 to -03

1. Update TRILL Header to correspond to [[rfc7180bis](#)].
2. Remove a few remnants of the "Scope" feature that was removed from -01 to -02.
3. Substantial changes to and expansion of [Section 4](#) including adding details of DTLS security.
4. Updates and additions to the References.
5. Other minor editorial changes.

From -03 to -04

1. Add SType for [[RFC5310](#)] keying based security that provides encryption as well as authentication.
2. Editorial improvements and fixes.

From -04 to -05

1. Primary change is collapsing the previous PTypes 2, 3, and 4 for RBridge Channel message, TRILL Data, and TRILL IS-IS into one by including the Ethertype. Previous PType 5 is renumbered as 3.

2. Add Channel Tunnel Crypto Suites to IANA Considerations

3. Add some material to Security Considerations,
4. Assorted Editorial changes.

From -05 to -06

Fix editorials found during WG Last Call.

INTERNET-DRAFT

TRILL: RBridge Channel Tunnel

Acknowledgements

The contributions of the following are hereby acknowledged:

Gayle Noble

The document was prepared in raw nroff. All macros used were defined within the source file.

INTERNET-DRAFT

TRILL: RBridge Channel Tunnel

Authors' Addresses

Donald E. Eastlake, 3rd
Huawei Technologies
155 Beaver Street
Milford, MA 01757 USA

Phone: +1-508-333-2270
EMail: d3e3e3@gmail.com

Mohammed Umair
IPinfusion

EMail: mohammed.umair2@gmail.com

Yizhou Li
Huawei Technologies
101 Software Avenue,
Nanjing 210012, China

Phone: +86-25-56622310
EMail: liyizhou@huawei.com

INTERNET-DRAFT

TRILL: RBridge Channel Tunnel

Copyright, Disclaimer, and Additional IPR Provisions

Copyright (c) 2015 IETF Trust and the persons identified as the document authors. All rights reserved.

This document is subject to [BCP 78](#) and the IETF Trust's Legal Provisions Relating to IETF Documents (<http://trustee.ietf.org/license-info>) in effect on the date of publication of this document. Please review these documents carefully, as they describe your rights and restrictions with respect to this document. Code Components extracted from this document must include Simplified BSD License text as described in Section 4.e of the Trust Legal Provisions and are provided without warranty as described in the Simplified BSD License. The definitive version of an IETF Document is that published by, or under the auspices of, the IETF. Versions of IETF Documents that are published by third parties, including those that are translated into other languages, should not be considered to be definitive versions of IETF Documents. The definitive version of these Legal Provisions is that published by, or under the auspices of, the IETF. Versions of these Legal Provisions that are published by third parties, including those that are translated into other languages, should not be considered to be definitive versions of these Legal Provisions. For the avoidance of doubt, each Contributor to the IETF Standards Process licenses each Contribution that he or she makes as part of the IETF Standards Process to the IETF Trust pursuant to the provisions of [RFC 5378](#). No language to the contrary, or terms, conditions or rights that differ

from or are inconsistent with the rights and licenses granted under [RFC 5378](#), shall have any effect and shall be null and void, whether published or posted by such Contributor, or included with or in such Contribution.