

INTERNET-DRAFT
Intended status: Proposed Standard
Expires: July 18, 2019

Donald Eastlake
Dacheng Zhang
Huawei
January 19, 2019

Simple Group Keying Protocol (SGKP)
<[draft-ietf-trill-group-keying-03.txt](#)>

Abstract

This document specifies a simple general group keying protocol that provides for the distribution of shared secret keys to group members and the management of such keys. It assumes that secure pairwise keys can be created between any two group members.

Status of This Memo

This Internet-Draft is submitted in full conformance with the provisions of [BCP 78](#) and [BCP 79](#).

Distribution of this document is unlimited. Comments should be sent to the authors or the TRILL mailing list: trill@ietf.org.

Internet-Drafts are working documents of the Internet Engineering Task Force (IETF), its areas, and its working groups. Note that other groups may also distribute working documents as Internet-Drafts.

Internet-Drafts are draft documents valid for a maximum of six months and may be updated, replaced, or obsoleted by other documents at any time. It is inappropriate to use Internet-Drafts as reference material or to cite them other than as "work in progress."

The list of current Internet-Drafts can be accessed at <http://www.ietf.org/1id-abstracts.html>. The list of Internet-Draft Shadow Directories can be accessed at <http://www.ietf.org/shadow.html>.

Table of Contents

1. Introduction.....	3
1.1 Terminology and Acronyms.....	3
2. Simple Group Keying Protocol.....	4
2.1 Assumptions.....	4
2.2 Group Keying Procedure Overview.....	4
2.3 Transmission and Receipt of Group Data Messages.....	5
2.4 Changes in Group Membership or GKd.....	6
3. Group Keying Messages.....	7
3.1 Set Key Message.....	9
3.2 Use, Delete, Disuse, or Deleted Key Messages.....	11
3.3 Response Message.....	12
3.3.1 Response Codes.....	13
3.4 No-Op Message.....	15
4. Security Considerations.....	16
5. IANA Considerations.....	17
Normative References.....	19
Informative References.....	19
Acknowledgements.....	20
Authors' Addresses.....	21

1. Introduction

This document specifies a simple general group keying protocol that provides for the distribution of shared secret keys to group members and the management of such keys. It assumes that secure pairwise keys can be created between any two group members.

A companion document specifies two profiles for the use of this group keying protocol in a case using DTLS and a case using IPsec payload formats. It is anticipated that there will be other uses for this group keying protocol.

1.1 Terminology and Acronyms

The key words "MUST", "MUST NOT", "REQUIRED", "SHALL", "SHALL NOT", "SHOULD", "SHOULD NOT", "RECOMMENDED", "MAY", and "OPTIONAL" in this document are to be interpreted as described in [[RFC2119](#)] [[RFC8174](#)] when, and only when, they appear in all capitals, as shown here.

This document uses the following terminology and acronyms:

AES - Advanced Encryption Standard.

DTLS - Datagram Transport Level Security [[RFC6347](#)].

GKd - A distinguished station in a group that is in charge of which group keying ([Section 2](#)) is in use.

GKs - Stations in a group other than GKd ([Section 2](#)).

IS-IS - Intermediate System to Intermediate System [[RFC7176](#)].

keying material - The set of a Key ID, a secret key, and a cypher suite.

QoS - Quality of Service.

RBridge - An alternative term for a TRILL switch.

TRILL - Transparent Interconnection of Lots of Links or Tunneled Routing in the Link Layer.

TRILL switch - A device that implements the TRILL protocol [[RFC6325](#)] [[RFC7780](#)], sometimes referred to as an RBridge.

2. Simple Group Keying Protocol

This section gives an overview of the assumptions and capabilities of the Simple Group Keying Protocol (SGKP) that provides shared secret group keys. Further details of the messages used for this protocol are give in [Section 3](#).

Any particular use of this protocol will require profiling giving further details and specifics for that use. For example, the envelope used for addressing and transmitting the messages of this protocol must be specified for any particular use. This protocol is not suitable for discovery messages but is intended for use between members of a group that have already established or can establish pair-wise security.

2.1 Assumptions

The following are assumed:

- All pairs of stations in the group can engage in pairwise communication with unicast messages and each can groupcast a message to the other group members.
- At any particular time, there is a distinguished station GKd in the group that is in charge of keying for the groupcast data messages to be sent to the group. The group wide shared secret keys established by GKd are referred to herein as "dynamic" keys.
- Pairwise keying has been negotiated between GKd and each other station GKs1, GKs2, ... GKsN in the group. These keys are referred to in this protocol as "pairwise" keys.
- There are one or more keys, other than the dynamic or pairwise keys, which are already in place at all group member stations and may be present at other stations. These are referred to as "stable" keys.

When keying material is stored by a station, it is accompanied by a "use flag" indicating whether or not that keying material is usable for groupcast transmissions.

2.2 Group Keying Procedure Overview

GKd sends unicast keying messages to the other stations in the group and they respond as specified below and in further detail in the particular use profiles of SGKP. All such keying messages MUST be encrypted and authenticated using the pairwise keys as further specified in the use profile.

Typically, GKd sends a keying message to each GKs with keying material. After successful acknowledgement of receipt from each GKs, GKd sends a keying message to each GKs instructing it to use the dynamic key GKd has set. It would be common for GKd to set a new dynamic key at each GKs while an older dynamic key is in use so that GKd can more promptly roll over to the new dynamic key when appropriate.

To avoid an indefinite build up of keying material at a GKs, keys have a lifetime specified by GKd and GKd can send a message deleting a key. (GKd can also send a message indicating that a key is no longer to be used but leaving it set.) Should the space available at a GKs for keying material be exhausted, on receipt of a Set Key keying message from GKd for a new key ID, GKs discards a dynamic key it has and originates a Delete Key message to the source of that dynamic key.

2.3 Transmission and Receipt of Group Data Messages

If a group has only one member, transmission of data between group members is a moot question and any messages that would be so transmitted if the group had more members are discarded.

If a group has only two members, then pairwise security is used between them.

When a group has more than two members and a station in the group transmits a data message to the group, if the transmitter has one or more keys set by GKd that it has been instructed to use, it uses one of those keys and its associated cypher suite to groupcast the data message. If it has no such key, then it uses serial unicast to send the data message to each other member of the group, negotiating pairwise keys with them if it does not already have such pairwise keys. Thus it is a responsibility of GKd not to authorize the use of a groupcast key until it knows that all the GKs have that key.

When a station in the group receives data that has been groupcast to the group, if the receiver has the key referenced by the data message the receiver decrypts and verifies it. If verification fails or if the receiver does not have the required key, the receiver discards the data message. Thus whether GKs has been directed to "use" a key by GKd is relevant only to transmission, not reception.

2.4 Changes in Group Membership or GKd

When a new station joins the group, GKd SHOULD send that station the currently in-use group key and instruct it to use that key and MAY send it other keys known to the group members and intended for future use.

If GKd detects that one or more stations that were members of the group are no longer members of the group, it SHOULD generate and distribute a new group key to the remaining group members, instruct them to use this new key, and delete from them any old keys known to the departed group member station(s) or at least instructing them to dis-use such old keys that are marked for use; however, in the case of groups with large and/or highly dynamic membership, where a station might frequently leave and then rejoin, it may, as a practical matter, be necessary to rekey less frequently.

A new group member can become GKd due to the previous GKd leaving the group or a configuration change or the like. A GKs MUST NOT use keying material for transmission that was set by a station that it determines is not GKd. To avoid a gap in service, a station that is not GKd MAY set keying material at other stations in the group; however, such a non-GKd station cannot set the use flag for any such keying material. It is RECOMENDED that the second highest priority station to be GKd set such keying material at all other stations in the group. Should a station run out of room for keying material, it SHOULD discard keying material set by a station with lower priority to be GKd before discarding keying material set by a higher priority station and among keys set by GKd is SHOULD discard the lest recently used first.

3. Group Keying Messages

Keying messages start with a Version number. This document specifies Version zero.

Keying messages are structured, as shown in Figure 3.1 below, as

- o a Version number,
- o a Response flag,
- o a Key ID length,
- o the Key ID of a stable key,
- o a group keying use profile identifier,
- o possible padding,
- o a key wrap algorithm specifier, and finally
- o a key wrapped vector of additional fields wrapped using a key derived from the stable key identified.

Keying messages are always sent unicast and encrypted and authenticated with the appropriate pairwise key, all as further specified for the particular use profile. It will typically be possible for GKd to calculate the keying message once, including the wrapping under a key derived from the stable key, then send that message to various GKs using the different pairwise keys for each GKs.

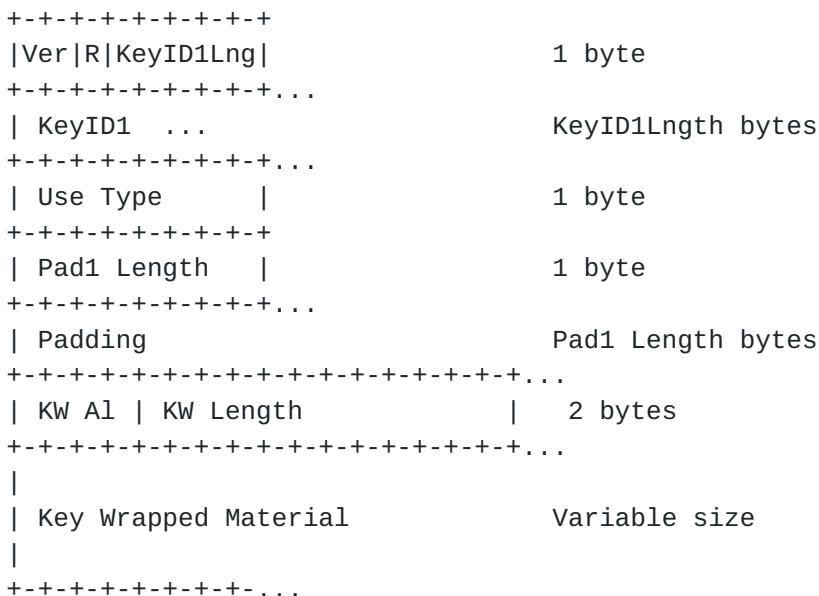


Figure 3.1. Keying Message Structure

The fields in Figure 3.1 are as follows:

Ver - Group Keying protocol version. This document specifies version zero.

R - Response flag. If set to one, indicates a response message.

If set to zero, indicated a request or no-op message.

KeyID1Length, KeyID1 - KeyID1 identifies the stable key wrapping key (also known as the Key Encrypting Key (KEK)) as further specified in the use profile. KeyID1Length is a 5-bit field that gives the length of KeyID1 in bytes minus 1 as an unsigned integer.

Use Type - Specifies the particular group security use profile such as one of the two profiles in [[SGKPuses](#)]. See [Section 5](#), Item 3.

Pad1 Length, Pad1 - Padding to obscure the non-padded message size. Pad1 Length may be from 0 to 255 and gives the length of the padding as an unsigned integer. Each byte of padding MUST be equal to Pad1 Length. For example, 3 bytes of padding with length is 0x03030303.

KW Algorithm - An unsigned integer 4-bit field specifying the Key Wrap Algorithm. See [Section 5](#), Item 4.

KW Length - An unsigned integer 14-bit field that gives the length of the Key Wrapped Material in octets.

Key Wrapped Material - The output of the designated Key Wrapping Algorithm on the message vector of fields using the designated stable key.

The vector of fields contained within the key wrapping is specified for the various keying messages in subsections below. The contents of this wrapped vector are protected by the key wrapping as well as being authenticated and super-encrypted by the pairwise keyed security used for sending the overall keying message. The probability that the stable key used for key wrapping is the same as the outer message pairwise key MUST be insignificant (less than 1 in 2^{64}).

Each group keying message contains, in the key wrapped vector of fields, a message type and a message ID set by the sender of a request. These fields are returned in the corresponding response to assist in the matching of response to requests, except that there is no response required to the No-Op message.

If no response is received to a request (other than a No-Op request) for an amount of time configurable in milliseconds from 1 to $(2^{15} - 1)$, the request is re-transmitted with the same message ID. These retries can occur up to a configurable number of times from 1 to 8. Unless otherwise provided in the particular use profile, the default response delay threshold is 200 milliseconds and the default maximum number of retries is 3.

Keying messages are sent with a priority/QoS configurable on a per device per use type basis. The default priority/QoS is specified in the use profile.

Since the minimum length of the Key Wrapped Material is 16 bytes, the minimum valid length of a keying message before pairwise security is 21 bytes, even if KeyID1 Length and Pad1 Length are zero. All multi-byte fields are in network order, that is, with the most significant byte first. The maximum valid length before pairwise security is 4 (fixed bytes) + 32 (max KeyID1) + 255 (max padding) + 264 (max KW material) = 555 bytes.

3.1 Set Key Message

The structure of the wrapped vector of fields for the Set Key keying message is as show in Figure 3.2. A recipient automatically determines the overall length provided for this vector of fields inside the key wrapping as a byproduct of the process of key unwrapping.

```

+---+---+---+---+
| Msg Type = 1 |                               1 bytes
+---+---+---+---+---+---+---+---+---+---+---+---+---+---+---+
| Msg ID                               3 bytes      |
+---+---+---+---+---+---+---+---+---+---+---+---+---+---+---+
| Pad2 Length      |                               1 bytes
+---+---+---+---+---+---+...
| Padding                               Pad2 Length bytes
+---+---+---+---+---+---+...
| Other                               Variable size
+---+---+---+---+---+---+---+---+---+---+---+---+---+---+---+
| Lifetime                               | 2 bytes
+---+---+---+---+---+---+---+---+---+---+---+---+---+---+---+
| KeyID2 Length |                               1 byte
+---+---+---+---+---+---+
| KeyID2      ...                               KeyID2 Length bytes
+---+---+---+---+---+---+
| CypherSuiteLng|                               1 byte
+---+---+---+---+---+---+
| CypherSuite ...                               CypherSuiteLng bytes
+---+---+---+---+---+---+...
| Key      ...                               Variable size
+---+---+---+---+---+---+...

```

Figure 3.2. Set Key Message Inner Structure

The fields are as follows:

Msg Type = 1 for Set Key message

Msg ID - A 3 byte quantity to be included in the corresponding response message to assist in matching requests and responses. Msg ID zero has a special meaning in responses and MUST NOT be used in a Set Key message or any other group keying request message.

Pad2 Length, Pad2 - Padding to obscure the size of the unpadded AES wrapped data. Pad2 Length may be from 0 to 255 and gives the length of the padding as an unsigned integer. Each byte of padding MUST be equal to Pad1 Length. For example, 2 bytes of padding with length byte is 0x020202.

Other - Additional information if specified in the use profile. If Other information in this message is not mentioned in the use profile, there is none and this portion of the wrapped information is null. If a use profile specifies Other information it must be possible to determine its length so that following fields can be properly parsed and so that the size of the Key field can be deduced; for example, Other could begin with a length byte.

Lifetime - A 2-byte unsigned integer. After that number of seconds plus one second, the key and associated information being set MUST be discarded. Unless otherwise specified for a particular use profile of this group keying protocol, the default Lifetime is 15,000 seconds or a little over four hours.

KeyID2 Length, KeyID2 - KeyID2 identifies the group key and associated information being set as further specified in the use profile. KeyID2 Length is an unsigned byte that gives the length of KeyID2 in bytes.

CypherSuiteLng, CypherSuite - CypherSuite identifies the cypher suite associated with the key being set as further specified in the use profile. CypherSuite Length is an unsigned byte the gives the length of CypherSuite in bytes.

Key - This is the actually group shared secret keying material being set. Its length is deduced from the overall length of the vector of fields (found by the key unwrap operation) and the length of the preceding fields.

Keying material and associated cypher suite are indexed under the Key ID and the identity of the station that sent the information. This

identity is normally the address of that station as specified in the

use profile.

If GKs already has a dynamic key set under KeyID2, the key's value and associated cypher suite are compared with those in the Set Key messages. If they are the same, the only receiver action is to update the Lifetime information associated with KeyID2 and send a Response message. If they are different, the lifetime, cypher suite, and key (and possibly Other material) are replaced, the use flag is cleared, and a Response message sent.

3.2 Use, Delete, Disuse, or Deleted Key Messages

The structure of the wrapped material for the Use Key, Delete Key, Disuse Key, and Deleted Key keying messages are the same as each other except for the message type and are shown in Figure 3.3

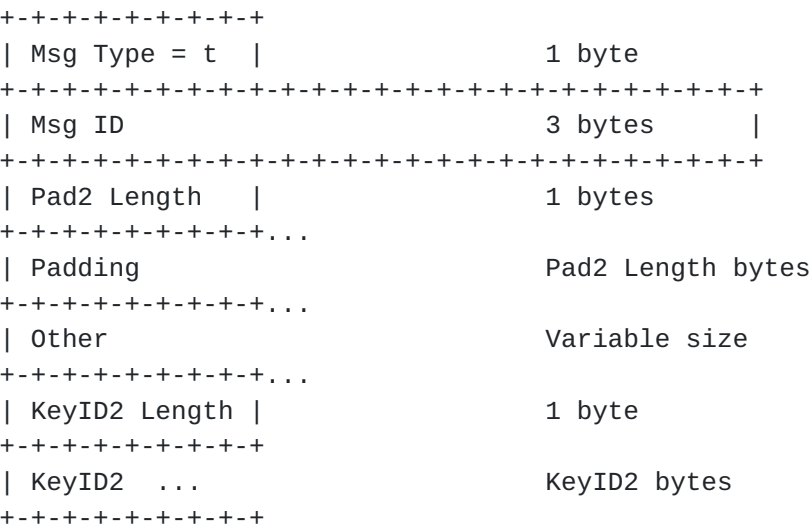


Figure 3.3. Use, Delete, Disuse, or Deleted Key Message

The Msg Type field specifies the particular message as follows:

Msg Type	Message
-----	-----
2	Use Key
3	Delete Key
4	Disuse Key
5	Deleted Key

The remaining fields are as specified in [Section 3.1](#). KeyID2 indicates the key to be used, deleted, for which use should cease, or which has been deleted, depending on the message type.

It is RECOMMENDED that these messages be padded so as to be the same

D. Eastlake

[Page 11]

length as a typical Set Key message.

The Delete Key is sent by a station believing itself to be GKd instructing some GKs to delete a key. When a GKs spontaneously deletes a key, it sends a Deleted Key message to the station from which it received the key. The message types for Delete Key and Deleted Key are different to minimize confusion in corner cases such as the GKd changing while messages are in flight. The Msg ID used in a Deleted Key message is created by the sending GKs from a space of Msg IDs associated with that GKs, which space is independent of the Msg IDs used in requests originated by GKd.

3.3 Response Message

The structure of the wrapped material for the Response group keying message is as show below in Figure 3.4. A response message is indicated by the R bit in the first byte of the message outside the key wrapping.

A response MUST NOT be sent due to the receipt of a response. The R bit is outside of the key wrapping so that this rule can be enforced even in cases of difficulty in unwrapping.

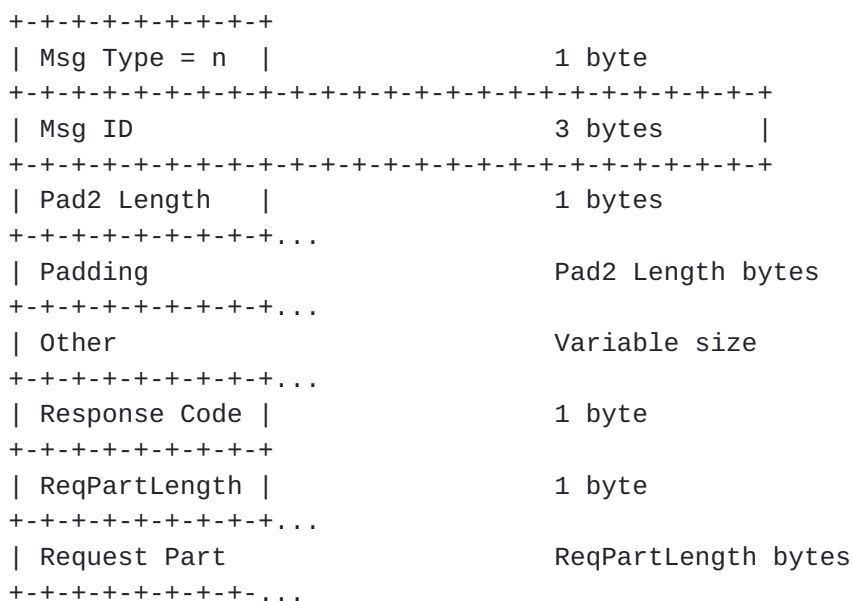


Figure 3.4. Response Message Inner Structure

Except as specified below, the fields are as specified for the Key Set message in [Section 3.1](#).

Msg Type, Msg ID - The content of these field is copied from

the message in reply to which this Response message is sent

D. Eastlake

[Page 12]

unless there is an error that stops the replying station from determining them; in that case the special value zero is used for the Msg Type and Msg ID. Errors where the Msg Type and ID could not be determined are indicated by a Response Code with its high order bit set to one, that is, the 0b1xxxxxxx bit set.

Response Code - An unsigned byte giving the response as enumerated in in [Section 3.3.1](#). Any Response Code other than a success indicates that the receiver took no action on the request other than sending an error Response message.

ReqPartLength, Request Part: It is usually usefully to include some or all of the request message in error responses.

- If the Response Code high order two bits are zero, the request succeeded and ReqPartLength MUST be set to zero so Request Part will be null.
- If the Response Code high order two bits are zero one (0b01xxxxxx), then there was an error in the part of the request inside the key wrapping but the unwrap process was successful. ReqPartLength is the length of the request message material included in the Request Part field. The included request material is from the unwrapped vector of fields started with the Msg Type byte.
- If the Response Code high order bit is one (the 0b1xxxxxxx is set), then there was an error parsing the material outside the AES key wrap or an error in the AES unwrapping process. ReqPartLength is the length of the request message part included in the Request Part field. The included part of the request starts with the first byte of the message (the byte containing the version, response flag, and KeyID1 Length). The key wrapped material in the response message will still be wrapped.

[3.3.1](#) Response Codes

The high order two bits of the Response Code have meaning as shown in Table 3.1.

Top 2 Bits	Category
-----	-----
0b00	Success
0b01	AES wrap contents
0b10/11	Outside of AES wrap contents

Figure 3.1 Categories of Response Codes

D. Eastlake

[Page 13]

Response Decimal	Response Hex	Meaning
-----	-----	-----
0	0x00	Success
1	0x01	Success and the key at an existing key ID was changed
2-47	0x02-0x2F	Unassigned
48-63	0x30-0x3F	Reserved for special success codes defined in use profiles
64	0x40	Malformed inner fields (see Note 2 below)
65	0x41	Unknown or zero Msg Type in a request
66	0x42	Zero Msg ID in a request
68	0x43	Invalid length KeyID2
69	0x44	Unknown KeyID2
70	0x45	Invalid length CypherSuite
71	0x46	Unknown CypherSuite
72	0x47	Bad Key (see Note 3 below)
73-111	0x49-0x6F	Unassigned
112-127	0x70-0x7F	Reserved for error codes defined in use profiles and related to the key wrapped contents
128	0x80	Malformed message (see Note 1 below)
129	0x81	Invalid length KeyID1
130	0x82	Unknown KeyID1
131	0x83	Unknown Use Type
131	0x84	Key unwrap fails test for constant (e.g., AES test 1, see Section 3 [RFC5649]).
132	0x85	Key unwrap fails message length versus wrapped size test (e.g., AES test 2, see Section 3 [RFC5649]).
133	0x86	Key unwrap fails test for value of padding (e.g., AES test3, see Section 3 [RFC5649]).
134-175	0x86-0x7F	Unassigned
176-191	0xB0-0xBF	Reserved for error codes defined in use profiles and related to parts of message outside the key wrap contents
192	0xC0	No keys set
193	0xC1	Referenced key unknown
194	0xC2	Referenced key known but use flag not set
195-255	0xC3-0xFF	Reserved

Response Code Notes:

Note 1 Message is too short or too long, AES wrapped material is too short, Padding bytes are not the required value, or similar fundamental message format problems.

Note 2 The key wrapped inner vector of fields is too short or too long, Padding bytes are not the required value, or similar

fundamental vector of fields format problems.

Note 3 Key is not a valid length for CypherSuite or other internal checks on key (for example, parity bits in a 64 bit DES key (not that you should be using DES)) fail when they should be correct.

Figure 3.2 Response Codes

3.4 No-Op Message

The No-Op message is a dummy message intended for use in disguising metadata deducible from keying message transmissions. It requires no response although a recipient can always decided to send a No-Op message to a station from which it has received such a message. The vector of fields inside the AES key wrap is as follows:

+--+--+--+--+--+--+	
Msg Type = 6	1 byte
+--+--+--+--+--+--+	
Pad2 Length	1 bytes
+--+--+--+--+--+--+...	
Padding	Pad2 Length bytes
+--+--+--+--+--+--+...	

Figure 3.5. No-Op Message Inner Structure

The Msg Type is set to 6 to indicate a No-Op message.

Pad2 Length and Padding are as specified in [Section 3.1](#). It is RECOMMENDED that Pad2 Length in a No-Op message be such as to make its length the same as the length of a typical Set Key message.

4. Security Considerations

This section gives some general security considerations of this group keying protocol as distinguished from security considerations of a particular use profile.

The method by which the stations in the group discover each other is specified in the group keying use profile. GKd controls group access and generally learns whatever it needs to know about GKs during the pairwise authentication and pairwise keying process.

The group keying provided by this protocol is shared secret keying. This means that data messages can only be authenticated as coming from some group member but not as coming from a specific group member. If this level of authentication is insufficient, GKd can simply not set keys or not set them as usable. This will force all stations in the group that are configured to use security for multi-destination transmissions to the group to serially unicast data to the other group members using pairwise keying.

The content value of padding fields in the Group Keying protocol is fixed so that it cannot be used as a covert channel. It might still be possible to use the length of padding as a covert channel.

5. IANA Considerations

IANA is requested to perform the following actions:

1. Establish a protocol parameters web page for "Group Keying Protocol Parameters" with the initial registries on that page as specified below in this section.
2. Establish a "Message Type" registry on the Group Keying Protocol Parameters page as follows:

Name: Message Types Registration Procedure: IETF Review
Reference: [this document]

Type	Description	Reference
-----	-----	-----
0	Reserved	[This document]
1	Set Key	[This document]
2	Use Key	[This document]
3	Delete Key	[This document]
4	Disuse Key	[This document]
5	Deleted Key	[This document]
6	No-Op	[This document]
7-250	Unassigned	
251-254	Reserved for Private Use	[This document]
255	Reserved	[This document]

3. Establish a "Group Keying Use Profile" registry on the Group Keying Protocol Parameters page as follows:

Name: Group Keying Use Profiles Registration Procedure: IETF Review
Reference: [This document]

Profile	Description	Reference(s)
-----	-----	-----
0	Reserved	[This document]
1	Extended RBridge Channel	[SGKPuses]
2	TRILL over IP	[SGKPuses]
3-250	Unassigned	
251-254	Reserved for Private Use	[This document]
255	Reserved	[This document]

4. Establish a "Key Wrap Algorithm" registry on the Group Keying Protocol Parameters page as follows:

Name: Key Wrap Algorithms Registration Procedure: IETF Review

Reference: [This document]

Code	Algorithm	Reference
-----	-----	-----
0	Reserved	[This document]
1	AES	[RFC5649]
2	ChaCha	[ChaChaKW]
3-16	-	Unassigned
17	Reserved	[This document]

5. Establish a "Response Code" registry on the Group Keying Protocol Parameters page as show below taking entries from the Response Code table in [Section 3.3.1](#) above. In the table of values, the Reference column should be "[This document]" except where the Meaning is "Unassigned" or "Reserved".

Name: Response Codes Registration Procedure: IETF Review

Reference: [This document]

Note: The top two bits of the Response Code indicate a category as specified in [Section 3.3.1](#) of [this document].

Response Decimal	Response Hex	Meaning	Reference
-----	-----	-----	-----
0	0x00	Success	[this document]
...	
255	0xFF	Reserved	

Normative References

- [RFC2119] - Bradner, S., "Key words for use in RFCs to Indicate Requirement Levels", [BCP 14](#), [RFC 2119](#), DOI 10.17487/RFC2119, March 1997, <<http://www.rfc-editor.org/info/rfc2119>>.
- [RFC5649] - Housley, R. and M. Dworkin, "Advanced Encryption Standard (AES) Key Wrap with Padding Algorithm", [RFC 5649](#), DOI 10.17487/RFC5649, September 2009, <<http://www.rfc-editor.org/info/rfc5649>>.
- [RFC6325] - Perlman, R., Eastlake 3rd, D., Dutt, D., Gai, S., and A. Ghanwani, "Routing Bridges (RBriges): Base Protocol Specification", [RFC 6325](#), DOI 10.17487/RFC6325, July 2011, <<http://www.rfc-editor.org/info/rfc6325>>.
- [RFC6347] - Rescorla, E. and N. Modadugu, "Datagram Transport Layer Security Version 1.2", [RFC 6347](#), January 2012, <<http://www.rfc-editor.org/info/rfc6347>>.
- [RFC7176] - Eastlake 3rd, D., Senevirathne, T., Ghanwani, A., Dutt, D., and A. Banerjee, "Transparent Interconnection of Lots of Links (TRILL) Use of IS-IS", [RFC 7176](#), May 2014, <<http://www.rfc-editor.org/info/rfc7176>>.
- [RFC7780] - Eastlake 3rd, D., Zhang, M., Perlman, R., Banerjee, A., Ghanwani, A., and S. Gupta, "Transparent Interconnection of Lots of Links (TRILL): Clarifications, Corrections, and Updates", [RFC 7780](#), DOI 10.17487/RFC7780, February 2016, <<http://www.rfc-editor.org/info/rfc7780>>.
- [RFC8174] - Leiba, B., "Ambiguity of Uppercase vs Lowercase in [RFC 2119](#) Key Words", [BCP 14](#), [RFC 8174](#), DOI 10.17487/RFC8174, May 2017, <<http://www.rfc-editor.org/info/rfc8174>>.
- [SGKPuses] - D. Eastlake, D. Zhang, "Simple Group Keying Protocol TRILL Use Profiles", [draft-ietf-trill-link-gk-profiles](#), work in progress.
- [ChaChaKW] - D. Eastlake, "CHA CHA 20 Key Wrap with Padding Algorithm", [draft-eastlake-chacha20-key-wrap](#), work in progress.

Informative References

None.

Acknowledgements

The contributions of the following are hereby gratefully acknowledged:

TBD

Authors' Addresses

Donald E. Eastlake, 3rd
Huawei Technologies
1424 Pro Shop Court
Davenport, FL 33896 USA

Phone: +1-508-333-2270
EMail: d3e3e3@gmail.com

Dacheng Zhang
Huawei Technologies

Email: dacheng.zhang@huawei.com

Copyright, Disclaimer, and Additional IPR Provisions

Copyright (c) 2019 IETF Trust and the persons identified as the document authors. All rights reserved.

This document is subject to [BCP 78](#) and the IETF Trust's Legal Provisions Relating to IETF Documents (<http://trustee.ietf.org/license-info>) in effect on the date of publication of this document. Please review these documents carefully, as they describe your rights and restrictions with respect to this document. Code Components extracted from this document must include Simplified BSD License text as described in Section 4.e of the Trust Legal Provisions and are provided without warranty as described in the Simplified BSD License. The definitive version of an IETF Document is that published by, or under the auspices of, the IETF. Versions of IETF Documents that are published by third parties, including those that are translated into other languages, should not be considered to be definitive versions of IETF Documents. The definitive version of these Legal Provisions is that published by, or under the auspices of, the IETF. Versions of these Legal Provisions that are published by third parties, including those that are translated into other languages, should not be considered to be definitive versions of these Legal Provisions. For the avoidance of doubt, each Contributor to the IETF Standards Process licenses each Contribution that he or she makes as part of the IETF Standards Process to the IETF Trust pursuant to the provisions of [RFC 5378](#). No language to the contrary, or terms, conditions or rights that differ from or are inconsistent with the rights and licenses granted under [RFC 5378](#), shall have any effect and shall be null and void, whether published or posted by such Contributor, or included with or in such Contribution.

