

Network Working Group
Internet-Draft
Intended status: Informational
Expires: May 7, 2009

M. Behringer
F. Le Faucheur
Cisco Systems Inc
November 3, 2008

Applicability of Keying Methods for RSVP Security
draft-ietf-tsvwg-rsvp-security-groupkeying-02.txt

Status of this Memo

By submitting this Internet-Draft, each author represents that any applicable patent or other IPR claims of which he or she is aware have been or will be disclosed, and any of which he or she becomes aware will be disclosed, in accordance with [Section 6 of BCP 79](#).

Internet-Drafts are working documents of the Internet Engineering Task Force (IETF), its areas, and its working groups. Note that other groups may also distribute working documents as Internet-Drafts.

Internet-Drafts are draft documents valid for a maximum of six months and may be updated, replaced, or obsoleted by other documents at any time. It is inappropriate to use Internet-Drafts as reference material or to cite them other than as "work in progress."

The list of current Internet-Drafts can be accessed at <http://www.ietf.org/ietf/1id-abstracts.txt>.

The list of Internet-Draft Shadow Directories can be accessed at <http://www.ietf.org/shadow.html>.

This Internet-Draft will expire on May 7, 2009.

Abstract

The Resource reSerVation Protocol (RSVP) allows hop-by-hop authentication of RSVP neighbors. This requires messages to be cryptographically signed using a shared secret between participating nodes. This document compares group keying for RSVP with per neighbor or per interface keying, and discusses the associated key provisioning methods as well as applicability and limitations of these approaches. The present document also discusses applicability of group keying to RSVP encryption.

Table of Contents

1.	Introduction and Problem Statement	3
2.	The RSVP Hop-by-Hop Trust Model	3
3.	Applicability of Key Types for RSVP	5
3.1.	Interface and neighbor based keys	5
3.2.	Group keys	6
4.	Key Provisioning Methods for RSVP	7
4.1.	Static Key Provisioning	7
4.2.	Dynamic Keying	8
4.2.1.	Neighbor and Interface Based Key Negotiation	8
4.2.2.	Dynamic Group Key Distribution	8
5.	Specific Cases	8
5.1.	RSVP Notify Messages	8
5.2.	RSVP-TE and GMPLS	8
6.	Applicability of IPsec for RSVP	10
6.1.	General Considerations Using IPsec	10
6.2.	Using IPsec ESP	10
6.3.	Using IPsec AH	11
6.4.	Applicability of Tunnel Mode	11
6.5.	Applicability of Transport Mode	11
7.	End Host Considerations	11
8.	Applicability to Other Architectures and Protocols	12
9.	Summary	13
10.	Security Considerations	14
10.1.	Subverted RSVP Nodes	14
11.	Acknowledgements	14
12.	Changes to Previous Version	15
12.1.	changes from behringer-00 to behringer-01	15
12.2.	changes from behringer-01 to ietf-00	15
12.3.	changes from ietf-00 to ietf-01	15
12.4.	changes from ietf-01 to ietf-02	15
13.	Informative References	16
	Authors' Addresses	17
	Intellectual Property and Copyright Statements	19

1. Introduction and Problem Statement

The Resource reSerVation Protocol [[RFC2205](#)] allows hop-by-hop authentication of RSVP neighbors, as specified in [[RFC2747](#)]. In this mode, an integrity object is attached to each RSVP message to transmit a keyed message digest. This message digest allows the recipient to verify the authenticity of the RSVP node that sent the message, and to validate the integrity of the message. Through the inclusion of a sequence number in the scope of the digest, the digest also offers replay protection.

[RFC2747] does not dictate how the key for the integrity operation is derived. Currently, most implementations of RSVP use a statically configured key, per interface or per neighbor. However, to manually configure key per router pair across an entire network is operationally hard, especially for key changes. Effectively, many users of RSVP therefore resort to the same key throughout their RSVP network, and change it rarely if ever, because of the operational burden. [[RFC3562](#)] however recommends regular key changes, at least every 90 days.

The present document discusses the various keying methods and their applicability to different RSVP deployment environments, for both message integrity and encryption. It does not recommend any particular method or protocol (e.g., RSVP authentication versus IPsec AH), but is meant as a comparative guideline to understand where each RSVP keying method is best deployed, and its limitations. Furthermore, it discusses how RSVP hop by hop authentication is impacted in the presence of non-RSVP nodes, or subverted nodes, in the reservation path.

The document "RSVP Security Properties" ([[RFC4230](#)]) provides an overview of RSVP security, including RSVP Cryptographic Authentication [[RFC2747](#)], but does not discuss key management. It states that "[RFC 2205](#) assumes that security associations are already available". The present document focuses specifically on key management with different key types, including group keys. Therefore this document complements [[RFC4230](#)].

2. The RSVP Hop-by-Hop Trust Model

Many protocol security mechanisms used in networks require and use per peer authentication. Each hop authenticates its neighbor with a shared key or certificate. This is also the model used for RSVP. Trust in this model is transitive. Each RSVP node trusts explicitly only its RSVP next hop peers, through the message digest contained in the INTEGRITY object. The next hop RSVP speaker in turn trusts its

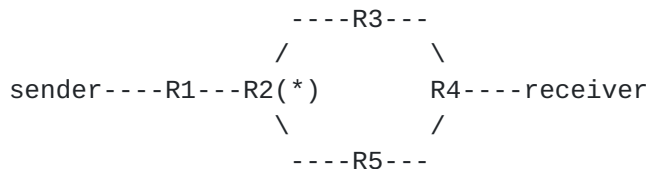
own peers and so on. See also the document "RSVP security properties" [[RFC4230](#)] for more background.

The keys used for generating the RSVP messages can, in particular, be group keys (for example distributed via GDOI [[RFC3547](#)], as discussed in [[I-D.weis-gdoi-mac-tek](#)]).

The trust an RSVP node has to another RSVP node has an explicit and an implicit component. Explicitly the node trusts the other node to maintain the RSVP messages intact or confidential, depending on whether authentication or encryption (or both) is used. This means only that the message has not been altered or seen by another, non-trusted node. Implicitly each node trusts each other node with which it has a trust relationship established via the mechanisms here to adhere to the protocol specifications laid out by the various standards. Note that in any group keying scheme like GDOI a node trusts explicitly as well as implicitly all the other members of the group.

The RSVP protocol can operate in the presence of a non-RSVP router in the path from the sender to the receiver. The non-RSVP hop will ignore the RSVP message and just pass it along. The next RSVP node can then process the RSVP message. For RSVP authentication or encryption to work in this case, the key used for computing the RSVP message digest needs to be shared by the two RSVP neighbors, even if they are not IP neighbors. However, in the presence of non-RSVP hops, while an RSVP node always knows the next IP hop before forwarding an RSVP Message, it does not always know the RSVP next hop. In fact, part of the role of a Path message is precisely to discover the RSVP next hop (and to dynamically re-discover it when it changes, for example because of a routing change). Thus, the presence of non-RSVP hops impacts operation of RSVP authentication or encryption and may influence the selection of keying approaches.

Figure 1 illustrates this scenario. R2 in this picture does not participate in RSVP, the other nodes do. In this case, R2 will pass on any RSVP messages unchanged, and will ignore them.



(*) Non-RSVP hop

Figure 1: A non-RSVP Node in the path

This creates a challenge for RSVP authentication and encryption. In

the presence of a non-RSVP hop, with some RSVP messages such as a PATH message, an RSVP router does not know the RSVP next hop for that message at the time of forwarding it. For example, in Figure 1, R1 knows that the next IP hop for a Path message addressed to the receiver is R2, but it does necessarily not know if the RSVP next hop is R3 or R5.

This means that per interface and per neighbor keys cannot easily be used in the presence of non-RSVP routers on the path between senders and receivers.

By contrast, group keying will naturally work in the presence of non-RSVP routers. Referring back to Figure 1, with group keying, R1 would use the group key to sign a Path message addressed to the receiver and forwards it to R2. Being a non-RSVP node, R2 will ignore and forward the Path message to R3 or R5 depending on the current shortest path as determined by routing. Whether it is R3 or R5, the RSVP router that receives the Path message will be able to authenticate it successfully with the group key.

3. Applicability of Key Types for RSVP

3.1. Interface and neighbor based keys

Most current RSVP authentication implementations support interface based RSVP keys. When the interface is point-to-point (and therefore an RSVP router only has a single RSVP neighbor on each interface), this is equivalent to neighbor based keys in the sense that a different key is used for each neighbor. However, when the interface is multipoint, all RSVP speakers on a given subnet have to share the same key in this model, which makes it unsuitable for deployment scenarios where different trust groups share a subnet, for example Internet exchange points. In such a case, neighbor based keys are required.

With neighbor based keys, an RSVP key is bound to an interface plus a neighbor on that interface. It allows the distinction of different trust groups on a single subnet. (Assuming that layer-2 security is correctly implemented to prevent layer-2 attacks.)

Per interface and per neighbor keys can be used within a single security domain. As mentioned above, per interface keys are only applicable when all the nodes reachable on the specific interface belong to the same security domain.

These key types can also be used between security domains, since they are specific to a particular interface or neighbor. Again, interface

level keys can only be deployed safely when all the reachable neighbors on the interface belong to the same security domain.

As discussed in the previous section, per neighbor and per interface keys can not be used in the presence of non-RSVP hops.

3.2. Group keys

Here, all members of a group of RSVP nodes share the same key. This implies that a node uses the same key regardless of the next RSVP hop that will process the message (within the group of nodes sharing the particular key). It also implies that a node will use the same key on the receiving as on the sending side (when exchanging RSVP messages within the group).

Group keys apply naturally to intra-domain RSVP authentication, since all RSVP nodes implicitly trust each other. Using group keys, they extend this trust to the group key server. This is represented in Figure 2.

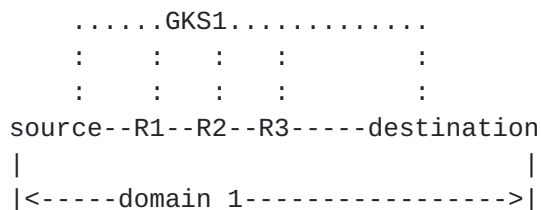


Figure 2: Group Key Server within a single security domain

A single group key cannot normally be used to cover multiple security domains however, because by definition the different domains do not trust each other and would not be willing to trust the same group key server. For a single group key to be used in several security domains, there is a need for a single group key server, which is trusted by both sides. While this is theoretically possible, in practice it is unlikely that there is a single such entity trusted by both domains. Figure 3 illustrates this setup.

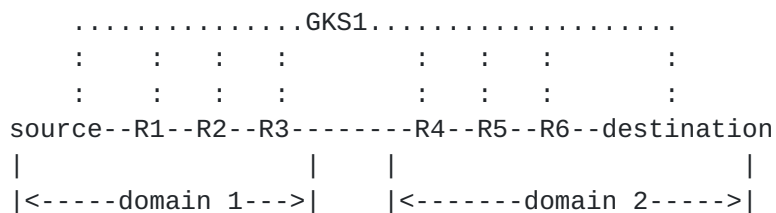


Figure 3: A Single Group Key Server across security domains

A more practical approach for RSVP operation across security domains,

is to use a separate group key server for each security domain, and to use per interface or per neighbor authentication between the two domains. Figure 4 shows this set-up.

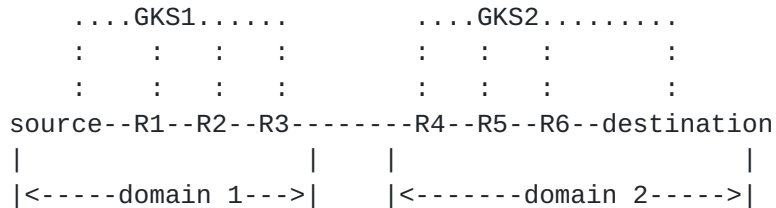


Figure 4: A group Key Server per security domain

As discussed in [section 2](#), group keying can be used in the presence of non-RSVP hops.

4. Key Provisioning Methods for RSVP

4.1. Static Key Provisioning

The simplest way to implement RSVP authentication is to use static, preconfigured keys. Static keying can be used with interface based keys, neighbor based keys or group keys.

However, such static key provisioning is expensive on the operational side, since no secure automated mechanism can be used, and initial provisioning as well as key updates require configuration. This method is therefore mostly useful for small deployments, where key changes can be carried out manually, or for deployments with automated configuration tools which support key changes.

Static key provisioning is therefore not an ideal model in a large network.

Often, the number of interconnection points across two domains where RSVP is allowed to transit is relatively small and well controlled. Also, the different domains may not be in a position to use an infrastructure trusted by both domains to update keys on both sides. Thus, manually configured keys may be applicable to inter-domain RSVP authentication.

Since it is not feasible to carry out the key change at the exact same time on both sides, some grace period needs to be implemented during which an RSVP node will accept both the old and the new key. Otherwise, RSVP operation would suffer interruptions. (Note that also with dynamic keying approaches there can be a grace period where two keys are valid at the same time; however, the grace period in

manual keying tends to be significantly longer than with dynamic key rollover schemes.)

4.2. Dynamic Keying

4.2.1. Neighbor and Interface Based Key Negotiation

To avoid the problem of manual key provisioning and updates in static key deployments, key negotiation between RSVP neighbors could be used to derive either interface or neighbor based keys. However, existing key negotiation protocols such as IKEv1 [[RFC2409](#)] or IKEv2 [[RFC4306](#)] may not be appropriate in all environments because of the relative complexity of the protocols and related operations.

4.2.2. Dynamic Group Key Distribution

With this approach, group keys are dynamically distributed among a set of RSVP routers. For example, [[I-D.weis-gdoi-mac-tek](#)] describes a mechanism to distribute group keys to a group of RSVP speakers, using GDOI [[RFC3547](#)]. In this solution, a key server authenticates each of the RSVP nodes independently, and then distributes a group key to the entire group.

5. Specific Cases

5.1. RSVP Notify Messages

[[RFC3473](#)] introduces the Notify message and allows such Notify messages to be sent in a non-hop-by-hop fashion. As discussed in the Security Considerations section of [[RFC3473](#)], this can interfere with RSVP's hop-by-hop integrity and authentication model. [[RFC3473](#)] describes how standard IPsec based integrity and authentication can be used to protect Notify messages. We observe that, alternatively, in some environments, group keying may allow use of regular RSVP authentication ([[RFC2747](#)]) for protection of non-hop-by-hop Notify messages. For example, this may be applicable to controlled environments where nodes invoking notification requests are known to belong to the same key group as nodes generating Notify messages.

5.2. RSVP-TE and GMPLS

Use of RSVP authentication for RSVP-TE [[RFC3209](#)] and for RSVP-TE Fast Reroute [[RFC4090](#)] deserves additional considerations.

With the facility backup method of Fast Reroute, a backup tunnel from the Point of Local Repair (PLR) to the Merge Point (MP) is used to protect Label Switched Paths (protected LSPs) against the failure of

a facility (e.g. a router) located between the PLR and the MP. During the failure of the facility, the PLR redirects a protected LSP inside the backup tunnel and as a result, the PLR and MP then need to exchange RSVP control messages between each other (e.g. for the maintenance of the protected LSP). Some of the RSVP messages between the PLR and MP are sent over the backup tunnel (e.g. a Path message from PLR to MP) while some are directly addressed to the RSVP node (e.g. a Resv message from MP to PLR). During the rerouted period, the PLR and the MP effectively become RSVP neighbors, while they may not be directly connected to each other and thus do not behave as RSVP neighbors in the absence of failure. This point is raised in the Security Considerations section of [\[RFC4090\]](#) that says: "Note that the facility backup method requires that a PLR and its selected merge point trust RSVP messages received from each other." We observe that such environments may benefit from group keying: a group key can be used among a set of routers enabled for Fast Reroute thereby easily ensuring that a PLR and MP authenticate messages from each other, without requiring prior specific configuration of keys, or activation of key update mechanism, for every possible pair of PLR and MP.

Where RSVP-TE or RSVP-TE Fast Reroute is deployed across AS boundaries (see [\[RFC4216\]](#)), the considerations presented above in [section 3.1](#) and 3.2 apply such that per interface or per neighbor keys can be used between two RSVP neighbors in different ASes (independently of the keying method used by the RSVP router to talk to the RSVP routers in the same AS).

[\[RFC4875\]](#) specifies protocol extensions for support of Point-to-Multipoint (P2MP) RSVP-TE. In its security considerations section, [\[RFC4875\]](#) points out that RSVP message integrity mechanisms for hop-by-hop RSVP signaling apply to the hop-by-hop P2MP RSVP-TE signaling. In turn, we observe that the considerations in this document on keying methods apply equally to P2MP RSVP-TE for the hop-by-hop signaling.

[\[RFC4206\]](#) defines LSP Hierarchy with GMPLS TE and uses non-hop-by-hop signaling. Because it reuses LSP Hierarchy procedures for some of its operations, P2MP RSVP-TE also uses non-hop-by-hop signaling. Both LSP hierarchy and P2MP RSVP-TE rely on the security mechanisms defined in [\[RFC3473\]](#) and [\[RFC4206\]](#) for non hop-by-hop RSVP-TE signaling. We note that the observation in [section 3.1](#) of this document about use of group keying for protection of non-hop-by-hop messages apply to protection of non-hop-by-hop signaling for LSP Hierarchy and P2MP RSVP- TE.

6. Applicability of IPsec for RSVP

6.1. General Considerations Using IPsec

The discussions about the various keying methods in this document are also applicable when using IPsec to protect RSVP. Note that [\[RFC2747\]](#) states in [section 1.2](#) that IPsec is not an optimal choice to protect RSVP. The key argument is that an IPsec SA and an RSVP SA are not based on the same parameters. However, when using group keying, IPsec can be used to protect RSVP. The potential issues and solutions using group keying are:

- o [\[RFC2747\]](#) specifies in [section 4.2](#), bullet 3, that both the key identifier and the sending system address are used to uniquely determine the key. In a group keying scenario it would be necessary to either store a list of senders to do this, or to not use the sending system address to determine the key. Both methods are valid, and one of the two approaches must be chosen. The pros and cons are beyond the scope of this document.
- o Anti-replay protection in a group keying scenario requires some changes to the way [\[RFC2747\]](#) defines anti-replay. Possible solutions are discussed in detail in [\[I-D.weis-gdoi-mac-tek\]](#)). For example, when using counter-based methods with various senders in a single SA, the same counter may be received more than once, this conflicts with [\[RFC2747\]](#), which states that each counter value may only be accepted once. Time based approaches are a solution for group keying scenarios.

The document "The Multicast Group Security Architecture" [\[RFC3740\]](#) defines in detail a "Group Security Association" (GSA). This definition is also applicable in the context discussed here, and allows the use of IPsec for RSVP. The existing GDOI standard [\[RFC3547\]](#) contains all relevant policy options to secure RSVP with IPsec, and no extensions are necessary. An example GDOI policy would be to encrypt all packets of the RSVP protocol itself (IP protocol 46). A router implementing GDOI and IPsec protocols is therefore able to implement RSVP encryption.

6.2. Using IPsec ESP

In both tunnel mode and transport mode, ESP does not protect the header (in tunnel mode the outer header). This is an issue with group keying when using ESP to secure the RSVP packets: the packet header could be modified by a man-in-the-middle attack, replacing the destination address with another RSVP router in the network. This router will receive the packet, use the group key to decrypt the encapsulated packet, and then act on the RSVP packet. This way an attacker cannot create new reservations or affect existing ones, but

he can "re-direct" reservations to parts of the network off the actual reservation path, thereby potentially denying resources to other applications on that part of the network.

6.3. Using IPsec AH

The INTEGRITY object defined by [[RFC2747](#)] provides integrity protection for RSVP also in a group keying context, as discussed above. IPsec AH is an alternative method to provide integrity protection for RSVP. Both methods provide comparable security.

6.4. Applicability of Tunnel Mode

IPsec tunnel mode encapsulates the original packet, prepending a new IP tunnel header plus an ESP or AH sub-header. The entire original packet plus the ESP/AH subheader is secured. In the case of ESP the new, outer IP header however is not cryptographically secured in this process. This leads to the problem described in [Section 6.2](#). AH tunnel mode also secures the outer header, and is therefore not subject to these man-in-the-middle attacks.

Protecting RSVP packets with IPsec tunnel mode works with any of the above described keying methods (interface, neighbor or group based), as long as there are no non-RSVP nodes on the path. Note that for RSVP messages to be visible and considered at each hop, such a tunnel would not cross routers, but each RSVP node would establish a tunnel with each of its peers, effectively leading to link protection.

In the presence of a non-RSVP hop, tunnel mode can not be applied, because a router upstream a non-RSVP hop does not know the next RSVP hop, and can thus not apply the correct tunnel header. This is independent of the key type used.

6.5. Applicability of Transport Mode

IPsec transport mode, as defined in [[RFC4303](#)] is not suitable for securing RSVP Path messages, since those messages preserve the original source and destination. [[RFC4303](#)] states explicitly that "the use of transport mode by an intermediate system (e.g., a security gateway) is permitted only when applied to packets whose source address (for outbound packets) or destination address (for inbound packets) is an address belonging to the intermediate system itself." This would not be the case for RSVP Path messages.

7. End Host Considerations

Unless RSVP Proxy entities ([[I-D.ietf-tsvwg-rsvp-proxy-approaches](#)])

are used, RSVP signaling is controlled by end systems and not routers. As discussed in [[RFC4230](#)], RSVP allows both user-based security and host-based security. User-based authentication aims at "providing policy based admission control mechanism based on user identities or application." To identify the user or the application, a policy element called AUTH_DATA, which is contained in the POLICY_DATA object, is created by the RSVP daemon at the user's host and transmitted inside the RSVP message. This way, a user may authenticate to the Policy Decision Point (or directly to the first hop router). Host-based security relies on the same mechanisms as between routers (i.e. INTEGRITY object) as specified in [[RFC2747](#)]. For host-based security, interface or neighbor based keys may be used, however, key management with pre-shared keys can be difficult in a large scale deployment, as described in [section 4](#). In principle an end host can also be part of a group key scheme, such as GDOI. If the end systems are part of the same zone of trust as the network itself, group keying can be extended to include the end systems. If the end systems and the network are in different zones of trust, group keying cannot be used.

8. Applicability to Other Architectures and Protocols

While, so far, this document only discusses RSVP security assuming the traditional RSVP model as defined by [[RFC2205](#)] and [[RFC2747](#)], the analysis is also applicable to other RSVP deployment models as well as to similar protocols:

- o Aggregation of RSVP for IPv4 and IPv6 Reservations [[RFC3175](#)]: This scheme defines aggregation of individual RSVP reservations, and discusses use of RSVP authentication for the signaling messages. Group keying is applicable to this scheme, particularly when automatic Deaggregator discovery is used, since in that case, the Aggregator does not know ahead of time which Deaggregator will intercept the initial end-to-end RSVP Path message.
- o Generic Aggregate Resource ReSerVation Protocol (RSVP) Reservations [[RFC4860](#)]: This document also discusses aggregation of individual RSVP reservations. Here again, group keying applies and is mentioned in the Security Considerations section.
- o Aggregation of Resource ReSerVation Protocol (RSVP) Reservations over MPLS TE/DS-TE Tunnels [[RFC4804](#)]([RFC4804](#)): This scheme also defines a form of aggregation of RSVP reservation but this time over MPLS TE Tunnels. Similarly, group keying may be used in such an environment.
- o Pre-Congestion Notification (PCN): [[I-D.ietf-pcn-architecture](#)] defines an architecture for flow admission and termination based on aggregated pre-congestion information. One deployment model for this architecture is based on IntServ over DiffServ: the

DiffServ region is PCN-enabled, RSVP signalling is used end-to-end but the PCN-domain is a single RSVP hop, i.e. only the PCN-boundary-nodes process RSVP messages. In this scenario, RSVP authentication may be required among PCN-boundary-nodes and the considerations about keying approaches discussed earlier in this document apply. In particular, group keying may facilitate operations since the ingress PCN-boundary-node does not necessarily know ahead of time which Egress PCN-boundary-node will intercept and process the initial end-to-end Path message. Note that from the viewpoint of securing end-to-end RSVP, there are a lot of similarities in scenarios involving RSVP Aggregation over aggregate RSVP reservations ([RFC3175], [RFC4860]), RSVP Aggregation over MPLS-TE tunnels ([RFC4804]), and RSVP (Aggregation) over PCN ingress-egress aggregates.

9. Summary

The following table summarizes the various approaches for RSVP keying, and their applicability to various RSVP scenarios. In particular, such keying can be used for RSVP authentication (e.g., using RSVP authentication or IPsec AH) and/ or for RSVP encryption (e.g., using IPsec ESP in tunnel mode).

	Neighbor/interface based keys	Group keys
Works intra-domain	Yes	Yes
Works inter-domain	Yes	No
Works over non-RSVP hops	No	Yes (1)
Dynamic keying	Yes (IKE)	Yes (eg GDOI)

Table 1: Overview of keying approaches and their applicability

(1): RSVP authentication with group keys works over non-RSVP nodes; RSVP encryption with IPsec ESP Tunnel mode does not.

We also make the following observations:

- o All key types can be used statically, or with dynamic key negotiation. This impacts the managability of the solution, but not the applicability itself.
- o For encryption of RSVP messages IPsec ESP in tunnel mode can be used. There is however a security concern, see [Section 6.2](#).

- o There are some special cases in RSVP, like non-RSVP hosts, the "Notify" message (as discussed in [section 5.1](#)), the various RSVP deployment models discussed in [Section 8](#) and MPLS Traffic Engineering and GMPLS discussed in [section 5.2](#) , which would benefit from a group keying approach.

[10.](#) Security Considerations

This entire document discusses RSVP security; this section describes a specific security considerations relating to subverted RSVP nodes

[10.1.](#) Subverted RSVP Nodes

A subverted node is defined here as an untrusted node, for example because an intruder has gained control over it. Since RSVP authentication is hop-by-hop and not end-to-end, a subverted node in the path breaks the chain of trust. This is to a large extent independent of the type of keying used.

For interface or per-neighbor keying, the subverted node can now introduce fake messages to its neighbors. This can be used in a variety of ways, for example by changing the receiver address in the Path message, or by generating fake Path messages. This allows path states to be created on every RSVP router along any arbitrary path through the RSVP domain. That in itself could result in a form of Denial of Service by allowing exhaustion of some router resources (e.g. memory). The subverted node could also generate fake Resv messages upstream corresponding to valid Path states. In doing so, the subverted node can reserve excessive amounts of bandwidth thereby possibly performing a denial of service attack.

Group keying allows the additional abuse of sending fake RSVP messages to any node in the RSVP domain, not just adjacent RSVP nodes. However, in practice this can be achieved to a large extent also with per neighbor or interface keys, as discussed above. Therefore the impact of subverted nodes on the path is comparable, independently whether per-interface, per-neighbor or group keys are used.

[11.](#) Acknowledgements

The authors would like to thank everybody who provided feedback on this document. Specific thanks to Bob Briscoe, Hannes Tschofenig and Brian Weis.

12. Changes to Previous Version

This section provides a change log. It will be removed in the final document:

12.1. changes from behringer-00 to behringer-01

- o New section "Applicability to Other Architectures and Protocols": Goal is to clarify the scope of this document: The idea presented here is also applicable to other architectures (PCN[I-D.ietf-pcn-architecture], [RFC3175](#) and [RFC4860](#), etc.
- o Clarified the scope of this document versus [RFC4230](#) (in the introduction, last paragraph).
- o Added a section on "End Host Considerations".
- o Expanded [section 5.5](#) (RSVP Encryption) to clarify that GDOI contains all necessary mechanisms to do RSVP encryption.
- o Tried to clarify the "trust to do what?" question raised by Bob Briscoe in a mail on 26 Jul 2007. See the section on trust model.
- o Lots of small editorial changes (references, typos, figures, etc).
- o Added an Acknowledgements section.

12.2. changes from behringer-01 to ietf-00

- o various edits to make it clearer that [draft-weis-gdoi-for-rsvp](#) is an example of how dynamic group keying could be achieved for RSVP and not necessarily the recommended solution

12.3. changes from ietf-00 to ietf-01

- o Significant re-structuring of the entire document, to improve the flow, and provide more consistency in various sections.
- o Moved the "Subverted RSVP nodes" discussion into the security considerations section.
- o Added a "summary" section.
- o Complete re-write of the old [section 5.5](#) (RSVP encryption), and "promotion" to a separate section.
- o Changed reference ID.weis-gdoi-for-rsvp to the new draft ID.weis-gdoi-mac-tek
- o in several places, explicitly mentioned "encryption" for RSVP (in parallel to authentication).
- o Various minor edits.

12.4. changes from ietf-01 to ietf-02

- o Re-wrote and re-structured the section on IPsec ([section 6](#)).
- o Re-wrote the section on RSVP-TE and GMPLS ([section 5.2](#)).

- o Various editorial changes.

13. Informative References

- [I-D.ietf-pcn-architecture]
Eardley, P., "Pre-Congestion Notification (PCN) Architecture", [draft-ietf-pcn-architecture-08](#) (work in progress), October 2008.
- [I-D.ietf-tsvwg-rsvp-proxy-approaches]
Faucheur, F., Manner, J., Wing, D., and A. Guillou, "RSVP Proxy Approaches", [draft-ietf-tsvwg-rsvp-proxy-approaches-06](#) (work in progress), October 2008.
- [I-D.weis-gdoi-mac-tek]
Weis, B. and S. Rowles, "GDOI Generic Message Authentication Code Policy", [draft-weis-gdoi-mac-tek-00](#) (work in progress), July 2008.
- [RFC2205] Braden, B., Zhang, L., Berson, S., Herzog, S., and S. Jamin, "Resource ReSeRvAtion Protocol (RSVP) -- Version 1 Functional Specification", [RFC 2205](#), September 1997.
- [RFC2409] Harkins, D. and D. Carrel, "The Internet Key Exchange (IKE)", [RFC 2409](#), November 1998.
- [RFC2747] Baker, F., Lindell, B., and M. Talwar, "RSVP Cryptographic Authentication", [RFC 2747](#), January 2000.
- [RFC3175] Baker, F., Iturralde, C., Le Faucheur, F., and B. Davie, "Aggregation of RSVP for IPv4 and IPv6 Reservations", [RFC 3175](#), September 2001.
- [RFC3209] Awduche, D., Berger, L., Gan, D., Li, T., Srinivasan, V., and G. Swallow, "RSVP-TE: Extensions to RSVP for LSP Tunnels", [RFC 3209](#), December 2001.
- [RFC3473] Berger, L., "Generalized Multi-Protocol Label Switching (GMPLS) Signaling Resource ReSeRvAtion Protocol-Traffic Engineering (RSVP-TE) Extensions", [RFC 3473](#), January 2003.
- [RFC3547] Baugher, M., Weis, B., Hardjono, T., and H. Harney, "The Group Domain of Interpretation", [RFC 3547](#), July 2003.
- [RFC3562] Leech, M., "Key Management Considerations for the TCP MD5 Signature Option", [RFC 3562](#), July 2003.

- [RFC3740] Hardjono, T. and B. Weis, "The Multicast Group Security Architecture", [RFC 3740](#), March 2004.
- [RFC4090] Pan, P., Swallow, G., and A. Atlas, "Fast Reroute Extensions to RSVP-TE for LSP Tunnels", [RFC 4090](#), May 2005.
- [RFC4206] Kompella, K. and Y. Rekhter, "Label Switched Paths (LSP) Hierarchy with Generalized Multi-Protocol Label Switching (GMPLS) Traffic Engineering (TE)", [RFC 4206](#), October 2005.
- [RFC4216] Zhang, R. and J. Vasseur, "MPLS Inter-Autonomous System (AS) Traffic Engineering (TE) Requirements", [RFC 4216](#), November 2005.
- [RFC4230] Tschofenig, H. and R. Graveman, "RSVP Security Properties", [RFC 4230](#), December 2005.
- [RFC4303] Kent, S., "IP Encapsulating Security Payload (ESP)", [RFC 4303](#), December 2005.
- [RFC4306] Kaufman, C., "Internet Key Exchange (IKEv2) Protocol", [RFC 4306](#), December 2005.
- [RFC4804] Le Faucheur, F., "Aggregation of Resource ReSerVation Protocol (RSVP) Reservations over MPLS TE/DS-TE Tunnels", [RFC 4804](#), February 2007.
- [RFC4860] Le Faucheur, F., Davie, B., Bose, P., Christou, C., and M. Davenport, "Generic Aggregate Resource ReSerVation Protocol (RSVP) Reservations", [RFC 4860](#), May 2007.
- [RFC4875] Aggarwal, R., Papadimitriou, D., and S. Yasukawa, "Extensions to Resource Reservation Protocol - Traffic Engineering (RSVP-TE) for Point-to-Multipoint TE Label Switched Paths (LSPs)", [RFC 4875](#), May 2007.

Authors' Addresses

Michael H. Behringer
Cisco Systems Inc
Village d'Entreprises Green Side
400, Avenue Roumanille, Batiment T 3
Biot - Sophia Antipolis 06410
France

Email: mbehring@cisco.com
URI: <http://www.cisco.com>

Francois Le Faucheur
Cisco Systems Inc
Village d'Entreprises Green Side
400, Avenue Roumanille, Batiment T 3
Biot - Sophia Antipolis 06410
France

Email: flefauch@cisco.com
URI: <http://www.cisco.com>

Full Copyright Statement

Copyright (C) The IETF Trust (2008).

This document is subject to the rights, licenses and restrictions contained in [BCP 78](#), and except as set forth therein, the authors retain all their rights.

This document and the information contained herein are provided on an "AS IS" basis and THE CONTRIBUTOR, THE ORGANIZATION HE/SHE REPRESENTS OR IS SPONSORED BY (IF ANY), THE INTERNET SOCIETY, THE IETF TRUST AND THE INTERNET ENGINEERING TASK FORCE DISCLAIM ALL WARRANTIES, EXPRESS OR IMPLIED, INCLUDING BUT NOT LIMITED TO ANY WARRANTY THAT THE USE OF THE INFORMATION HEREIN WILL NOT INFRINGE ANY RIGHTS OR ANY IMPLIED WARRANTIES OF MERCHANTABILITY OR FITNESS FOR A PARTICULAR PURPOSE.

Intellectual Property

The IETF takes no position regarding the validity or scope of any Intellectual Property Rights or other rights that might be claimed to pertain to the implementation or use of the technology described in this document or the extent to which any license under such rights might or might not be available; nor does it represent that it has made any independent effort to identify any such rights. Information on the procedures with respect to rights in RFC documents can be found in [BCP 78](#) and [BCP 79](#).

Copies of IPR disclosures made to the IETF Secretariat and any assurances of licenses to be made available, or the result of an attempt made to obtain a general license or permission for the use of such proprietary rights by implementers or users of this specification can be obtained from the IETF on-line IPR repository at <http://www.ietf.org/ipr>.

The IETF invites any interested party to bring to its attention any copyrights, patents or patent applications, or other proprietary rights that may cover technology that may be required to implement this standard. Please address the information to the IETF at ietf-ipr@ietf.org.

