

TSVWG  
Internet Draft  
Intended status: Standards Track  
Intended updates: 768  
Expires: September 2024

J. Touch  
Independent Consultant  
March 4, 2024

**Transport Options for UDP**  
**draft-ietf-tsvwg-udp-options-31.txt**

Abstract

Transport protocols are extended through the use of transport header options. This document extends UDP by indicating the location, syntax, and semantics for UDP transport layer options.

Status of this Memo

This Internet-Draft is submitted in full conformance with the provisions of [BCP 78](#) and [BCP 79](#).

Internet-Drafts are working documents of the Internet Engineering Task Force (IETF), its areas, and its working groups. Note that other groups may also distribute working documents as Internet-Drafts.

The list of current Internet-Drafts can be accessed at <http://www.ietf.org/ietf/1id-abstracts.txt>

The list of Internet-Draft Shadow Directories can be accessed at <https://www.ietf.org/shadow.html>

Internet-Drafts are draft documents valid for a maximum of six months and may be updated, replaced, or obsoleted by other documents at any time. It is inappropriate to use Internet-Drafts as reference material or to cite them other than as "work in progress."

This Internet-Draft will expire on September 4, 2024.

Copyright Notice

Copyright (c) 2024 IETF Trust and the persons identified as the document authors. All rights reserved.

This document is subject to [BCP 78](#) and the IETF Trust's Legal Provisions Relating to IETF Documents (<http://trustee.ietf.org/license-info>) in effect on the date of publication of this document. Please review these documents

carefully, as they describe your rights and restrictions with respect to this document. Code Components extracted from this document must include Revised BSD License text as described in Section 4.e of the [Trust Legal Provisions](#) and are provided without warranty as described in the Revised BSD License.

## Table of Contents

<a href="#">1.</a>	<a href="#">Introduction</a>	<a href="#">3</a>
<a href="#">2.</a>	<a href="#">Conventions used in this document</a>	<a href="#">3</a>
<a href="#">3.</a>	<a href="#">Terminology</a>	<a href="#">3</a>
<a href="#">4.</a>	<a href="#">Background</a>	<a href="#">4</a>
<a href="#">5.</a>	<a href="#">UDP Option Intended Uses</a>	<a href="#">5</a>
<a href="#">6.</a>	<a href="#">UDP Option Design Principles</a>	<a href="#">6</a>
<a href="#">7.</a>	<a href="#">The UDP Option Area</a>	<a href="#">7</a>
<a href="#">8.</a>	<a href="#">The UDP Surplus Area Structure</a>	<a href="#">10</a>
<a href="#">9.</a>	<a href="#">The Option Checksum (OCS)</a>	<a href="#">10</a>
<a href="#">10.</a>	<a href="#">UDP Options</a>	<a href="#">12</a>
<a href="#">11.</a>	<a href="#">SAFE UDP Options</a>	<a href="#">16</a>
<a href="#">11.1.</a>	<a href="#">End of Options List (EOL)</a>	<a href="#">17</a>
<a href="#">11.2.</a>	<a href="#">No Operation (NOP)</a>	<a href="#">17</a>
<a href="#">11.3.</a>	<a href="#">Alternate Payload Checksum (APC)</a>	<a href="#">18</a>
<a href="#">11.4.</a>	<a href="#">Fragmentation (FRAG)</a>	<a href="#">19</a>
<a href="#">11.5.</a>	<a href="#">Maximum Datagram Size (MDS)</a>	<a href="#">27</a>
<a href="#">11.6.</a>	<a href="#">Maximum Reassembled Datagram Size (MRDS)</a>	<a href="#">28</a>
<a href="#">11.7.</a>	<a href="#">Echo request (REQ) and echo response (RES)</a>	<a href="#">28</a>
<a href="#">11.8.</a>	<a href="#">Timestamps (TIME)</a>	<a href="#">29</a>
<a href="#">11.9.</a>	<a href="#">Authentication (AUTH), RESERVED Only</a>	<a href="#">31</a>
<a href="#">11.10.</a>	<a href="#">Experimental (EXP)</a>	<a href="#">31</a>
<a href="#">12.</a>	<a href="#">UNSAFE Options</a>	<a href="#">32</a>
<a href="#">12.1.</a>	<a href="#">UNSAFE Compression (UCMP)</a>	<a href="#">33</a>
<a href="#">12.2.</a>	<a href="#">UNSAFE Encryption (UENC)</a>	<a href="#">33</a>
<a href="#">12.3.</a>	<a href="#">UNSAFE Experimental (UEXP)</a>	<a href="#">33</a>
<a href="#">13.</a>	<a href="#">Rules for designing new options</a>	<a href="#">33</a>
<a href="#">14.</a>	<a href="#">Option inclusion and processing</a>	<a href="#">34</a>
<a href="#">15.</a>	<a href="#">UDP API Extensions</a>	<a href="#">36</a>
<a href="#">16.</a>	<a href="#">UDP Options are for Transport, Not Transit</a>	<a href="#">38</a>
<a href="#">17.</a>	<a href="#">UDP options vs. UDP-Lite</a>	<a href="#">38</a>
<a href="#">18.</a>	<a href="#">Interactions with Legacy Devices</a>	<a href="#">39</a>
<a href="#">19.</a>	<a href="#">Options in a Stateless, Unreliable Transport Protocol</a>	<a href="#">40</a>
<a href="#">20.</a>	<a href="#">UDP Option State Caching</a>	<a href="#">40</a>
<a href="#">21.</a>	<a href="#">Updates to <a href="#">RFC 768</a></a>	<a href="#">41</a>
<a href="#">22.</a>	<a href="#">Interactions with other RFCs (and drafts)</a>	<a href="#">41</a>
<a href="#">23.</a>	<a href="#">Multicast Considerations</a>	<a href="#">42</a>
<a href="#">24.</a>	<a href="#">Security Considerations</a>	<a href="#">43</a>
<a href="#">25.</a>	<a href="#">IANA Considerations</a>	<a href="#">45</a>
<a href="#">26.</a>	<a href="#">References</a>	<a href="#">46</a>

Touch

Expires September 4, 2024

[Page 2]

<a href="#">26.1. Normative References</a> .....	<a href="#">46</a>
<a href="#">26.2. Informative References</a> .....	<a href="#">46</a>
<a href="#">27. Acknowledgments</a> .....	<a href="#">49</a>
<a href="#">Appendix A. Implementation Information</a> .....	<a href="#">51</a>

## 1. Introduction

Transport protocols use options as a way to extend their capabilities. TCP [[RFC9293](#)], SCTP [[RFC9260](#)], and DCCP [[RFC4340](#)] include space for these options but UDP [[RFC768](#)] currently does not. This document defines an extension to UDP that provides space for transport options including their generic syntax and semantics for their use in UDP's stateless, unreliable message protocol.

## 2. Conventions used in this document

The key words "MUST", "MUST NOT", "REQUIRED", "SHALL", "SHALL NOT", "SHOULD", "SHOULD NOT", "RECOMMENDED", "NOT RECOMMENDED", "MAY", and "OPTIONAL" in this document are to be interpreted as described in [BCP 14](#) [[RFC2119](#)] [[RFC8174](#)] when, and only when, they appear in all capitals, as shown here.

In this document, the characters ">>" preceding an indented line(s) indicates a statement using the key words listed above. This convention aids reviewers in quickly identifying or finding the portions of this RFC covered by these key words.

## 3. Terminology

The following terminology is used in this document:

- o IP datagram [[RFC791](#)][[RFC8200](#)] - an IP packet, composed of the IP header and an IP payload area
- o User datagram - a UDP packet, composed of a UDP header and UDP payload; as discussed herein, that payload need not extend to the end of the IP datagram. In this document, the original intent that a UDP datagram corresponds to the user portion of a single IP datagram is redefined, where a UDP datagram can span more than one IP datagram through UDP fragmentation.
- o UDP packet - the more contemporary term used herein to refer to a user datagram [[RFC768](#)]
- o User - the upper layer application, protocol, or service that produces and consumes content that UDP transfers

Touch

Expires September 4, 2024

[Page 3]

- o Surplus area - the area of an IP payload that follows a UDP packet; this area is used for UDP options in this document
- o UDP fragment - one or more components of a UDP packet and its UDP options that enables transmission over multiple IP payloads, larger than permitted by the maximum size of a single IP; note that each UDP fragment is itself transmitted as a UDP packet with its own options
- o (UDP) User data - the user data field of a UDP packet [[RFC768](#)]
- o UDP Length - the length field of a UDP header [[RFC768](#)]
- o Must-support options - UDP options that all implementations are required to support. Their use in individual UDP packets is optional.

#### 4. Background

Many protocols include a default, invariant header and an area for header options that varies from packet to packet. These options enable the protocol to be extended for use in particular environments or in ways unforeseen by the original designers. Examples include TCP's Maximum Segment Size, Window Scale, Timestamp, and Authentication Options [[RFC9293](#)][[RFC5925](#)][[RFC7323](#)].

Header options are used both in stateful (connection-oriented, e.g., TCP [[RFC9293](#)], SCTP [[RFC9260](#)], DCCP [[RFC4340](#)]) and stateless (connectionless, e.g., IPv4 [[RFC791](#)], IPv6 [[RFC8200](#)]) protocols. In stateful protocols they can help extend the way in which state is managed. In stateless protocols their effect is often limited to individual packets, but they can have an aggregate effect on a sequence of packets as well.

UDP is one of the most popular protocols that lacks space for header options [[RFC768](#)]. The UDP header was intended to be a minimal addition to IP, providing only ports and a checksum for error detection. This document extends UDP to provide a trailer area for such options, located after the UDP user data.

UDP options are possible because UDP includes its own length field, separate from that of the IP header. Other transport protocols infer transport payload length from the IP datagram length (TCP, DCCP, SCTP). There are a number of reasons why Internet historians suggest that UDP includes this field, e.g., to support multiple UDP packets within the same IP datagram or to indicate the length of the UDP user data as distinct from zero padding required for systems that

Touch

Expires September 4, 2024

[Page 4]

require writes that are not byte-aligned. These suggestions are not consistent with earlier versions of UDP or with concurrent design of multi-segment multiplexing protocols, however, so the real reason remains unknown. Regardless, this field presents an opportunity to differentiate the UDP user data from the implied transport payload length, which this document leverages to support a trailer options field.

There are other ways to include additional header fields or options in protocols that otherwise are not extensible. In particular, in-band encoding can be used to differentiate transport payload from additional fields, such as was proposed in [Hi15]. This approach can cause complications for interactions with legacy devices, and is thus not considered further in this document.

IPv6 Teredo extensions [RFC4380][RFC6081] use a similar inconsistency between UDP and IPv6 packet lengths to support trailers, but in this case the values differ between the UDP header and an IPv6 length contained as the payload of the UDP user data. This allows IPv6 trailers in the UDP user data, but have no relation to the surplus area discussed in this document. As a consequence, Teredo extensions are compatible with UDP options.

## 5. UDP Option Intended Uses

UDP options provide a soft control plane to UDP. They enable capabilities available in other transport protocols, such as fragmentation and reassembly, that enable UDP frames larger than the IP MTU to traverse devices that rely on transport ports, e.g., NATs. It adds features that may, in the future, protect transport integrity and validate source identity (authentication), as well as those that may also encrypt the user payload, while still protecting the UDP transport header - unlike DTLS. They also enable packetization-layer path MTU discovery (PLPMTUD) over UDP, providing a means for probe packet validation without affecting the user data plane, as well as providing explicit indication of the receiver transport reassembly size.

UDP was originally intended to assume such capabilities could be provided by the user or by a layer above UDP. However, enough protocols have evolved to use UDP directly, so such an intermediate layer would be difficult to deploy for legacy applications. UDP options leverage the opportunity presented by the surplus area to enable these extensions within the UDP transport layer itself.



Touch

Expires September 4, 2024

[Page 5]

## 6. UDP Option Design Principles

UDP options have been designed based on the following core principles. Each is an observation about (preexisting) UDP [[RFC768](#)] in the absence of these extensions that this document does not intend to change or a lesson learned from other protocol designs.

1. UDP is stateless; UDP options do not change that fact.

State required or maintained by the endpoints must be managed either by the application or a layer/library on behalf of the application. Reassembly of fragments is the only limited exception where this document introduces a notion of state to UDP.

2. UDP is unidirectional; UDP options do not change that fact.

Responses to options are initiated by the application or a layer/library on behalf of the application. A mechanism that requires bidirectionally needs to be defined in a separate document.

3. UDP options have no length limit separate from that of the UDP packet itself.

Past experience confirms that static length limits will always need to be exceeded. Each implementation can limit how long/many options there are, but the specification should not introduce such a limit.

4. UDP options are not intended replace or replicate other protocols.

This includes NTP, ICMP (notably echo), etc. UDP options are intended to introduce features useful for applications, not to either replace these other protocols nor to instrument UDP to replace the need for network testing devices.

5. UDP options are a framework, not a protocol.

Options can be defined in this initial document even when the details are not sufficient to specify a complete protocol. Uses of such options may then be described or supplemented in other documents. Examples herein include REQ/RES and TIME; in both cases, the option format is defined, but the protocol that uses these is specified elsewhere (REQ/RES for DPLPMTUD [[Fa23](#)]) or left undefined (TIME).

Touch

Expires September 4, 2024

[Page 6]

6. The UDP option mechanism and UDP options themselves should default to the same behavior experienced by a legacy receiver.

By default, even when option checksums (OCS, APC), authentication, or encryption fail, every received packet is passed (possibly with an empty data payload) to the user application. Options that do not modify user data should (by default) result in the user data also being passed, even if, e.g., option checksums or authentication fails. It is always the user's obligation to override this default behavior explicitly.

These principles are intended to enable the design and use of UDP options with minimal impact to legacy UDP endpoints, preferably none. UDP is - and remains - a minimal transport protocol. Additional capability is explicitly activated by user applications or libraries acting on their behalf.

Finally, although not a strict principle, UDP options do not attempt to match the number of zero-length UDP datagrams received by legacy and option-aware receivers from a source using UDP options. Zero-length UDP packets have been used as "liveness" indicators see [Section 5 of \[RFC8085\]](#), but such use is dangerous because they lack unique identifiers (IPv6 has none, the IPv4 ID field is deprecated for such use [\[RFC6994\]](#)).

## **7. The UDP Option Area**

The UDP transport header includes demultiplexing and service identification (port numbers), an error detection checksum, and a field that indicates the UDP datagram length (including UDP header). The UDP Length field is typically redundant with the size of the maximum space available as a transport protocol payload, as determined by the IP header (see detail in [Section 18](#)). The UDP Option area is created when the UDP Length indicates a smaller transport payload than implied by the IP header.

For IPv4, IP Total Length field indicates the total IP datagram length (including IP header) and the size of the IP options is indicated in the IP header (in 4-byte words) as the "Internet Header Length" (IHL), as shown in Figure 1 [\[RFC791\]](#). As a result, the typical (and largest valid) value for UDP Length is:

$$\text{UDP\_Length} = \text{IPv4\_Total\_Length} - \text{IPv4\_IHL} * 4$$

Touch

Expires September 4, 2024

[Page 7]

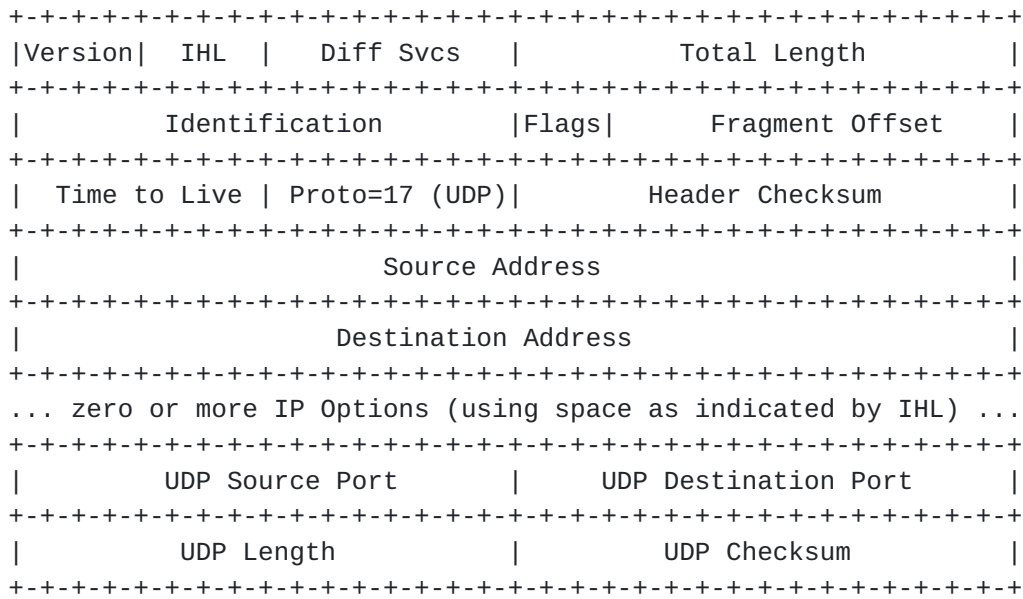


Figure 1 IPv4 datagram with UDP header

For IPv6, the IP Payload Length field indicates the transport payload after the base IPv6 header, which includes the IPv6 extension headers and space available for the transport protocol, as shown in Figure 2 [[RFC8200](#)]. Note that the Next HDR field in IPv6 might not indicate UDP (i.e., 17), e.g., when intervening IP extension headers are present. For IPv6, the lengths of any additional IP extensions are indicated within each extension [[RFC8200](#)], so the typical (and largest valid) value for UDP Length is:

$$\text{UDP\_Length} = \text{IPv6\_Payload\_Length} - \text{sum}(\text{extension header lengths})$$

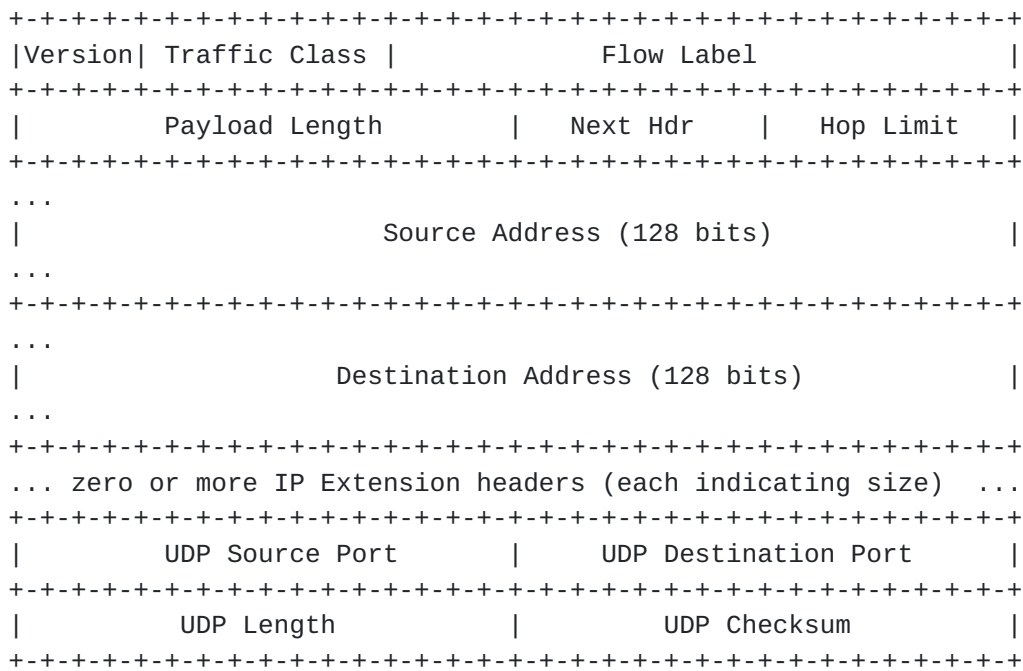


Figure 2 IPv6 datagram with UDP header

In both cases, the space available for the UDP packet is indicated by IP, either directly in the base header (for IPv4) or by adding information in the extensions (for IPv6). In either case, this document will refer to this available space as the "IP transport payload".

As a result of this redundancy, there is an opportunity to use the UDP Length field as a way to break up the IP transport payload into two areas - that intended as UDP user data and an additional "surplus area" (as shown in Figure 3).

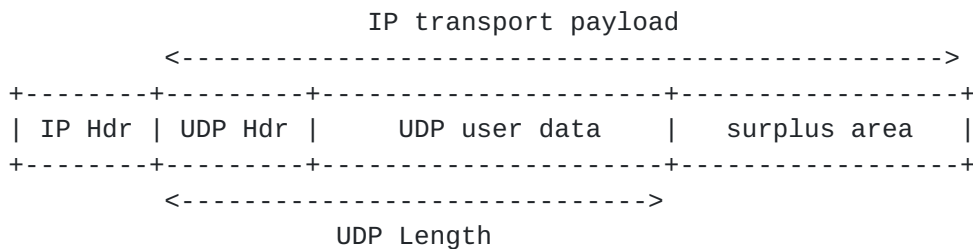


Figure 3 IP transport payload vs. UDP Length

In most cases, the IP transport payload and UDP Length point to the same location, indicating that there is no surplus area. This is not a requirement of UDP [RFC768] (discussed further in [Section 18](#)). This document uses the surplus area for UDP options.

Touch

Expires September 4, 2024

[Page 9]



The surplus area can commence at any valid byte offset, i.e., it need not be 16-bit or 32-bit aligned. In effect, this document redefines the UDP "Length" field as a "trailer options offset".

**8. The UDP Surplus Area Structure**

UDP options use the entire surplus area, i.e., the contents of the IP payload after the last byte of the UDP payload. They commence with a 2-byte Option Checksum (OCS) field aligned to the first 2-byte boundary (relative to the start of the IP datagram) of that area, using zeroes for alignment. The UDP option area can be used with any UDP payload length (including zero, i.e., a UDP Length of 8), as long as there remains enough space for the aligned OCS and the options used.

>> UDP options MAY begin at any UDP length offset.

>> Option area bytes used for alignment before the OCS MUST be zero.

The OCS contains an optional ones-complement sum that detects errors in the surplus area, which is not otherwise covered by the UDP checksum, as detailed in [Section 9](#).

The remainder of the surplus area consists of options defined using a TLV (type, length, and optional value) syntax similar to that of TCP [[RFC9293](#)], as detailed in [Section 10](#). These options continue until the end of the surplus area or can end earlier using the EOL (end of list) option, followed by zeroes.

**9. The Option Checksum (OCS)**

The Option Checksum (OCS) option is conventional Internet checksum [[RFC791](#)] that detects errors in the surplus area. The OCS option contains a 16-bit checksum that is aligned to the first 2-byte boundary, preceded by zeroes for padding (if needed), as shown in Figure 4.

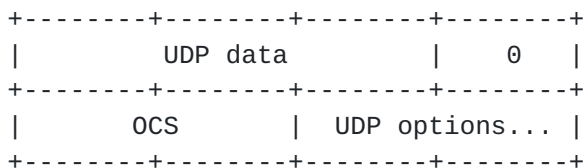


Figure 4 UDP OCS format, here using one zero byte for alignment

The OCS consists of a 16-bit Internet checksum [[RFC1071](#)], computed over the surplus area and including the length of the surplus area

Touch

Expires September 4, 2024

[Page 10]

as an unsigned 16-bit value. The OCS protects the surplus area from errors in a similar way that the UDP checksum protects the UDP user data (when not zero).

The primary purpose of the OCS is to detect existing non-standard (i.e., non-option) uses of that area and accidental errors. It is not intended to detect attacks, as discussed further in [Section 24](#). OCS is not intended to prevent future non-standard uses of the surplus area, nor does it enable shared use with mechanisms that do not comply with UDP options.

The design enables traversal of errant middleboxes that incorrectly compute the UDP checksum over the entire IP payload [[Fa18](#)][[Zu20](#)], rather than only the UDP header and UDP payload (as indicated by the UDP header length). Because the OCS is computed over the surplus area and its length and then inverted, OCS effectively negates the effect that incorrectly including the surplus has on the UDP checksum. As a result, when OCS is non-zero, the UDP checksum is the same in either case.

>> OCS MUST be non-zero when the UDP checksum is non-zero.

>> When the UDP checksum is zero, the OCS MAY be unused, and is then indicated by a zero OCS value.

>> UDP option implementations MUST default to using OCS (i.e., as a non-zero value); users overriding that default take the risk of not detecting nonstandard uses of the option area (of which there are none currently known).

Like the UDP checksum, the OCS is optional under certain circumstances and contains zero when not used. UDP checksums can be zero for IPv4 [[RFC791](#)] and for IPv6 [[RFC8200](#)] when UDP payload already covered by another checksum, as might occur for tunnels [[RFC6935](#)]. The same exceptions apply to the OCS when used to detect bit errors; an additional exception occurs for its use in the UDP datagram prior to fragmentation or after reassembly (see [Section 11.4](#)).

The benefits are similar to allowing UDP checksums to be zero, but the risks differ. OCS is additionally important to ensure packets with UDP options can traverse errant middleboxes [[Zu20](#)]. When the cost of computing OCS is negligible, it is better to use OCS to ensure such traversal. In cases where such traversal risks can safely be ignored, such as controlled environments, over paths where traversal is validated, or where upper layer protocols (applications, libraries, etc.) can adapt (by enabling OCS when

Touch

Expires September 4, 2024

[Page 11]

packet exchange fails), and when bit errors at the UDP layer would be detected by other layers (as with the UDP checksum) OCS can be disabled, e.g., to conserve energy or processing resources or when it can improve performance. This is why zeroing OCS is only safe when UDP checksum is also zero, but why OCS might still be used in that case.

The OCS covers the surplus area as formatted for transmission and is processed immediately upon reception.

>> If the OCS fails, all options MUST be ignored and the surplus area silently discarded.

>> UDP user data that is validated by a correct UDP checksum MUST be delivered to the application layer, even if the OCS fails, unless the endpoints have negotiated otherwise for this UDP packet's socket pair.

When not used (i.e., containing zero), the OCS is assumed to be "correct" for the purpose of accepting UDP datagrams at a receiver (see [Section 14](#)).

**10. UDP Options**

UDP options are typically a minimum of two bytes in length as shown in Figure 5, excepting only the one-byte options "No Operation" (NOP) and "End of Options List" (EOL) described below.

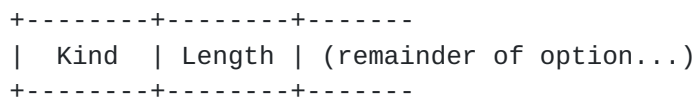


Figure 5 UDP option default format

The Kind field is always one byte. The Length field is one byte for all lengths below 255 (including the Kind and Length bytes). A Length of 255 indicates use of the UDP option extended format shown in Figure 6. The Extended Length field is a 16-bit field in network standard byte order.

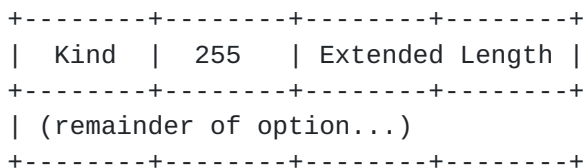


Figure 6 UDP option extended format

Touch

Expires September 4, 2024

[Page 12]

>> The UDP length MUST be at least as large as the UDP header (8) and no larger than the IP transport payload. Datagrams with length values outside this range MUST be silently dropped as invalid and logged where rate-limiting permits.

>> Option Lengths (or Extended Lengths, where applicable) smaller than the minimum for the corresponding Kind MUST be treated as an error. Such errors call into question the remainder of the surplus area and thus MUST result in all UDP options being silently discarded.

>> Any UDP option other than EOL and NOP MAY use either the default or extended option formats.

>> Any UDP option whose length is larger than 254 MUST use the UDP option extended format shown in Figure 6.

>> For compactness, UDP options SHOULD use the smallest option format possible.

>> UDP options MUST be interpreted in the order in which they occur in the surplus area.

The following UDP options are currently defined:

Kind	Length	Meaning
0*	-	End of Options List (EOL)
1*	-	No operation (NOP)
2*	6	Alternate payload checksum (APC)
3*	10/12	Fragmentation (FRAG)
4*	4	Maximum datagram size (MDS)
5*	4	Maximum reassembled datagram size (MRDS)
6*	6	Request (REQ)
7*	6	Response (RES)
8	10	Timestamps (TIME)
9	(varies)	RESERVED for Authentication (AUTH)
10-126	(varies)	UNASSIGNED (assignable by IANA)
127	(varies)	<a href="#">RFC 3692</a> -style experiments (EXP)
128-191		RESERVED
192	(varies)	RESERVED for Compression (UCMP)
193	(varies)	RESERVED for Encryption (UENC)
194-253		UNASSIGNED-UNSAFE (assignable by IANA)
254	(varies)	<a href="#">RFC 3692</a> -style experiments (UEXP)
255		RESERVED-UNSAFE

Options indicated by Kind values in the range 0..191 are known as SAFE options because they do not alter the UDP data payload and thus do not interfere with use of that data by legacy endpoints or when the option is unsupported. Options indicated by Kind values in the range 192..255 are known as UNSAFE options because they do alter the UDP data payload and thus would interfere with legacy endpoints. UNSAFE option nicknames are expected to begin with capital "U", which should be avoided for SAFE option nicknames (see [Section 25](#)). RESERVED and RESERVED-UNSAFE are not assignable by IANA and not otherwise defined at this time. The AUTH, UCMP, and UENC reservations are intended for all future options supporting authentication, compression, and encryption, respectively, and remain reserved until assigned for those uses.

Although the FRAG option modifies the original UDP payload contents (i.e., is UNSAFE with respect to the original UDP payload), it is used only in subsequent fragments with zero-length UDP user data payloads, thus is SAFE in actual use, as discussed further in [Section 11.4](#).

These options are defined in the following subsections. Options 0 and 1 use the same values as for TCP.

>> An endpoint supporting UDP options MUST support those marked with a "\*" above: EOL, NOP, APC, FRAG, MDS, MRDS, REQ, and RES. This



Touch

Expires September 4, 2024

[Page 14]

includes both recognizing and being able to generate these options if configured to do so. These are called "must-support" options.

>> An endpoint supporting UDP options MUST treat unsupported options in the UNSAFE range as terminating all option processing.

>> All other SAFE options (without a "\*") MAY be implemented, and their use SHOULD be determined either out-of-band or negotiated, notably if needed to detect when options are silently ignored by legacy receivers.

>> Receivers supporting UDP options MUST silently ignore unknown SAFE options (i.e., in the same way a legacy receiver would ignore all UDP options). That includes options whose length does not indicate the specified value(s), as long as the length is not inherently invalid (i.e., smaller than 2 for the default and 4 for the extended formats).

>> UNSAFE options MUST be used only with the FRAG option, in a manner that prevents them from being silently ignored while still passing up potentially modified UDP payload. This ensures their safe use in environments that might include legacy receivers (See [Section 12](#)), because the UDP payload occurs inside the FRAG option area and is silently discarded by legacy receivers.

>> Receivers supporting UDP options MUST silently drop all UDP options in a datagram containing an UNSAFE option when any UNSAFE option it contains is unknown. See [Section 12](#) for further discussion of UNSAFE options.

>> Each option SHOULD NOT occur more than once in a single UDP datagram, the only exceptions being NOP, EXP, and UEXP. If an option other than these occurs more than once, a receiver MUST interpret only the first instance of that option and MUST ignore all others. [Section 24](#) provides additional advice for DOS issues that involve large numbers of options, whether valid, unknown, or repeating.

>> EXP and UEXP MAY occur more than once, but SHOULD NOT occur more than once using the same ExID (see Sections [11.10](#) and [12.3](#)).

>> Only the OCS, AUTH, and UENC options include fields within the options that depend on the contents of the surplus area. AUTH and UENC are never used together, as UENC would serve both purposes. AUTH and UENC are always computed as if their hash and the OCS are zero; the OCS is always computed as if its contents are zero and after the AUTH or UENC hash has been computed. Future options MUST NOT be defined as having an option field value dependent on the

Touch

Expires September 4, 2024

[Page 15]

remaining contents of the surplus area, i.e., the area after the last option (presumably EOL). Otherwise, interactions between those values, the OCS, and the AUTH and UENC options could be unpredictable. This does not prohibit future uses of the entire surplus area; space that would have occurred after the EOL can be used as a UDP option instead, i.e., rather than using the EOL option and trying to defining meaning beyond it, define a new option that uses the remaining surplus area as an option itself, in conjunction with an assigned UDP option codepoint and length to unambiguously indicate the meaning of that area. This also does not prohibit options that modify later options (in order of appearance within a packet), such as would typically be the case for compression (UCMP).

Receivers cannot generally treat unexpected option lengths as invalid, as this would unnecessarily limit future revision of options (e.g., defining a new APC that is defined by having a different length). The exception is only for lengths that imply a physical impossibility, e.g., smaller than two for conventional options and four for extended length options.

>> Impossible lengths SHOULD be treated as an indication of a malformed surplus area and all options SHOULD silently be discarded. Lengths other than those expected MUST result in safe options being ignored and skipped over, as with any other unknown safe option.

>> Option lengths MUST NOT exceed the IP length of the overall IP datagram. If this occurs, the options MUST be treated as malformed and all options dropped, and the event MAY be logged for diagnostics (logging SHOULD be rate limited).

>> "Must-support" options other than NOP and EOL MUST come before other options.

The requirement that must-support options come before others is intended to allow for endpoints to implement DOS protection, as discussed further in [Section 24](#).

## **11. SAFE UDP Options**

SAFE UDP options can be silently ignored by legacy receivers without affecting the meaning of the UDP user data. They stand in contrast to UNSAFE options, which modify UDP user data in ways that render it unusable by legacy receivers ([Section 12](#)). The following subsections describe SAFE options defined in this document.

Touch

Expires September 4, 2024

[Page 16]

### **11.1. End of Options List (EOL)**

The End of Options List (EOL, Kind=0) option indicates that there are no more options. It is used to indicate the end of the list of options without needing to use NOP options (see the following section) as padding to fill all available option space.

```
+-----+
| Kind=0 |
+-----+
```

Figure 7 UDP EOL option format

>> When the UDP options do not consume the entire surplus area, the last non-NOP option MUST be EOL.

>> NOPs SHOULD NOT be used as padding before the EOL option. As a one-byte option, EOL need not be otherwise aligned.

>> All bytes in the surplus area after EOL MUST be set to zero on transmit.

>> Bytes after EOL in the surplus area MAY be checked as being zero on receipt, but MUST NOT be otherwise processed (except for OCS calculation, which zeros would not affect) and MUST NOT be passed to the user (e.g., as part of the surplus area).

Requiring the post-option surplus area to be zero prevents side-channel uses of this area, requiring instead that all use of the surplus area be UDP options supported by both endpoints. It is useful to allow this area to be used for zero padding to increase the UDP datagram length without affecting the UDP user data length, e.g., for UDP DPLPMTUD (Section 4.1 of [[Fa23](#)]).

### **11.2. No Operation (NOP)**

The No Operation (NOP, Kind=1) option is a one-byte placeholder, intended to be used as padding, e.g., to align multi-byte options along 16-bit, 32-bit, or 64-bit boundaries.

```
+-----+
| Kind=1 |
+-----+
```

Figure 8 UDP NOP option format

Touch

Expires September 4, 2024

[Page 17]

>> UDP packets SHOULD NOT use more than seven consecutive NOPs, i.e., to support alignment up to 8-byte boundaries. UDP packets SHOULD NOT use NOPs at the end of the options area as a substitute for EOL followed by zero-fill. NOPs are intended to assist with alignment, not as other padding or fill.

>> Receivers persistently experiencing packets with more than seven consecutive NOPs SHOULD log such events, at least occasionally, as a potential DOS indicator.

NOPs are not reported to the user, whether used per-datagram or per-fragment (as defined in [Section 11.4](#)).

This issue is discussed further in [Section 24](#).

**11.3. Alternate Payload Checksum (APC)**

The Alternate Payload Checksum (APC, Kind=2) option provides a stronger alternative to the checksum in the UDP header, using a 32-bit CRC of the conventional UDP user data payload only (excluding the IP pseudoheader, UDP header, and surplus area). It is an "alternate" to the UDP checksum that covers the user data - not to the OCS (the latter covers the surplus area only). Unlike the UDP checksum, APC does not include the IP pseudoheader or UDP header, thus it does not need to be updated by NATs when IP addresses or UDP ports are rewritten. Its purpose is to detect user data errors that the UDP checksum, when used, might not detect.

A CRC32c has been chosen because of its ubiquity and use in other Internet protocols, including iSCSI and SCTP. The option contains the CRC32c in network standard byte order, as described in [\[RFC3385\]](#).

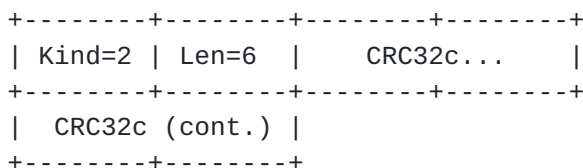


Figure 9 UDP APC option format

When present, the APC always contains a valid CRC checksum. There are no reserved values, including the value of zero. If the CRC is zero, this must indicate a valid checksum (i.e., it does not indicate that the APC is not used; instead, the option would simply not be included if that were the desired effect).



Touch

Expires September 4, 2024

[Page 18]

APC does not protect the UDP pseudoheader; only the current UDP checksum provides that protection (when used). APC cannot provide that protection because it would need to be updated whenever the UDP pseudoheader changed, e.g., during NAT address and port translation; because this is not the case, APC does not cover the pseudoheader.

>> UDP packets with incorrect APC checksums MUST be passed to the application by default, e.g., with a flag indicating APC failure.

Like all SAFE UDP options, APC needs to be silently ignored when failing by default, unless the receiver has been configured to do otherwise. Although all UDP option-aware endpoints support APC (being in the required set), this silently-ignored behavior ensures that option-aware receivers operate the same as legacy receivers unless overridden. Another reason is because APC may fail even where the user data has not been corrupted, such as when its contents have been overwritten. Such overwrites could be intentional and not widely known; defaulting to silent ignore ensures that option-aware endpoints do not change how users or applications operate unless explicitly directed to do otherwise.

>> UDP packets with unrecognized APC lengths MUST receive the same treatment as UDP packets with incorrect APC checksums.

Ensuring that unrecognized APC lengths are treated as incorrect checksums enables future variants of APC to be treated as APC-like.

APC is reported to the user, whether used per-datagram or per-fragment (as defined in [Section 11.4](#)). In the latter case, it is indicated as success only if reassembly is complete.

#### **[11.4. Fragmentation \(FRAG\)](#)**

The Fragmentation (FRAG, Kind=3) option supports UDP fragmentation and reassembly, which can be used to transfer UDP messages larger than allowed by the IP receive MTU (EMTU\_R [[RFC1122](#)]). FRAG includes a copy of the same UDP transport ports in each fragment, enabling them to traverse Network Address (and port) Translation (NAT) devices, in contrast to the behavior of IP fragments. FRAG is typically used with the UDP MDS and MRDS options to enable more efficient use of large messages, both at the UDP and IP layers. The design of FRAG is similar to that of the IPv6 Fragmentation Header [[RFC8200](#)], except that the UDP variant uses a 16-bit Offset measured in bytes, rather than IPv6's 13-bit Fragment Offset measured in 8-byte units. This UDP variant avoids creating reserved fields.

Touch

Expires September 4, 2024

[Page 19]

The FRAG header also enables use of options that modify the contents of the UDP payload, such as encryption (UENC, see Sec. 12.2). Like fragmentation, such options would not be safely used on UDP payloads because they would be misinterpreted by legacy receivers. FRAG allows use of these options, either on fragments or on a whole, unfragmented message (i.e., an "atomic" fragment at the UDP layer, similar to atomic IP datagrams [[RFC6864](#)]). This is safe because FRAG hides the payload from legacy receivers by placing it within the surplus area.

>> When FRAG is present, it SHOULD come as early as possible in the UDP options list.

When present, placing FRAG first can simplify some implementations, notably using hardware acceleration that assumes a fixed location for the FRAG option. However, there are cases where FRAG cannot occur first, such as when combined with per-fragment UENC or UCMP. In those cases, encryption or compression (or both) would precede FRAG when they also encrypt or compress the fragment option itself. Additional cases could include recoding, such as may be used to support forward error correction (FEC) over a group of fragments. FRAG not being first might result in software (so-called "slow path") option processing, or might also be accommodated via a small set of known cases.

>> When FRAG is present, the UDP user data MUST be empty. If the user data is not empty, all UDP options MUST be silently ignored and the user data received sent to the user.

Legacy receivers interpret FRAG messages as zero-length user data UDP packets (i.e., UDP Length field is 8, the length of just the UDP header), which would not affect the receiver unless the presence of the UDP packet itself were a signal (see [Section 5 of \[RFC8085\]](#)). In this manner, the FRAG option also helps hide UNSAFE options so they can be used more safely in the presence of legacy receivers.

The FRAG option has two formats; non-terminal fragments use the shorter variant (Figure 10) and terminal fragments use the longer (Figure 11). The latter includes stand-alone fragments, i.e., when data is contained in the FRAG option but reassembly is not required.

Touch

Expires September 4, 2024

[Page 20]

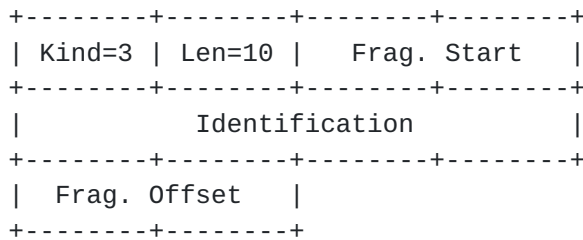


Figure 10 UDP non-terminal FRAG option format

Most fields are common to both FRAG option formats. The option Len field indicates whether there are more fragments (Len=10) or no more fragments (Len=12).

Frag. Start indicates the location of the beginning of the fragment data, measured from the beginning of the UDP header of the fragment. The fragment data follows the remainder of the UDP options and continues to the end of the IP datagram (i.e., the end of the surplus area). Those options (i.e., any that precede or follow the FRAG option) are applied to this UDP fragment.

The Frag. Offset field indicates the location of this fragment relative to the original UDP datagram (prior to fragmentation or after reassembly), measured from the start of the original UDP datagram's header.

The Identification field is a 32-bit value that, when used in combination with the IP source address, UDP source port, IP destination address, and UDP destination port, uniquely identifies the original UDP datagram.

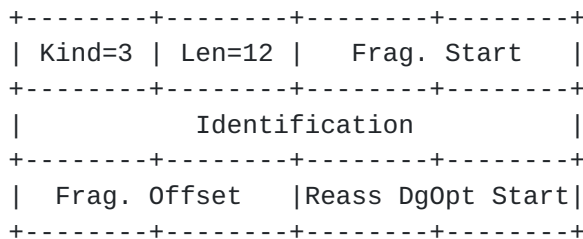


Figure 11 UDP terminal FRAG option format

The terminal FRAG option format adds a Reassembled Datagram Option Start (RDOS) pointer, measured from the start of the original UDP datagram header, indicating the end of the reassembled data and the start of the surplus area within the original UDP datagram. UDP options that apply to the reassembled datagram are contained in the partially reassembled surplus area, as indicated by RDOS. UDP

Touch

Expires September 4, 2024

[Page 21]

options that occur within the fragment are processed on the fragment itself. This allows either pre-reassembly or post-reassembly UDP option effects, such as using UENC on each fragment while also using TIME on the reassembled datagram for round-trip latency measurements.

An example showing the relationship between UDP fragments and the original UDP datagram is provided in Figure 12. In this example, the trailer containing per-datagram options resides entirely within the terminal fragment, but this need not always be the case.



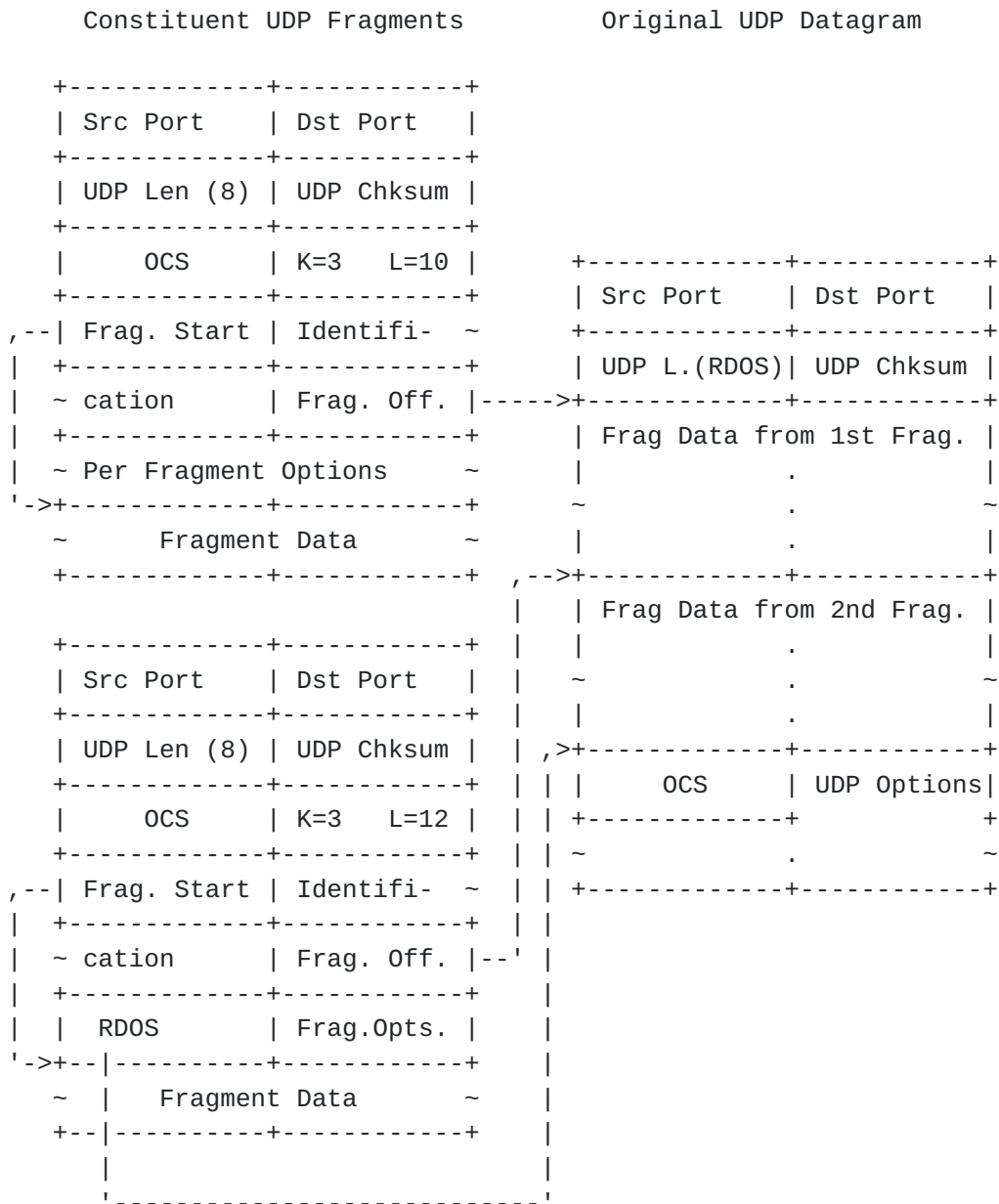


Figure 12 UDP fragments and Original UDP datagram

The FRAG option does not need a "more fragments" bit because it provides the same indication by using the longer, 12-byte variant, as shown in Figure 11.

>> The FRAG option MAY be used on a single fragment, in which case the Frag. Offset would be zero and the option would have the 12-byte format.

Touch

Expires September 4, 2024

[Page 23]

>> Endpoints supporting UDP options MUST be capable of fragmenting and reassembling at least 2 fragments, for a total of at least 3,000 bytes (see MRDS in [Section 11.6](#)).

Use of the single fragment variant can be helpful in supporting use of UNSAFE options without undesirable impact to receivers that do not support either UDP options or the specific UNSAFE options.

During fragmentation, the UDP header checksum of each fragment remains constant. It does not depend on the fragment data (which appears in the surplus area) because all fragments have a zero-length user data field.

>> The Identification field is a 32-bit value that MUST be unique over the expected fragment reassembly timeout.

>> The Identification field SHOULD be generated in a manner similar to that of the IPv6 Fragment ID [[RFC8200](#)].

>> UDP fragments MUST NOT overlap.

>> Similar to IPv6 reassembly [[RFC8200](#)], if any of the fragments being reassembled overlap with any other fragments being reassembled for the same UDP packet, reassembly of that UDP packet MUST be abandoned and all the fragments that have been received for that UDP packet must be discarded, and no ICMP error messages should be sent in this case (to avoid a potential DOS attack turning into an ICMP storm in the reverse direction).

>> Note that fragments might be duplicated in the network. Instead of treating these exact duplicate fragments as overlapping fragments, an implementation MAY choose to detect this case and drop exact duplicate fragments while keeping the other fragments belonging to the same UDP packet.

UDP fragmentation relies on a fragment expiration timer, which can be preset or could use a value computed using the UDP Timestamp option.

>> The default UDP reassembly expiration timeout SHOULD be no more than 2 minutes.

>> UDP reassembly expiration MUST NOT generate an ICMP error. Such events are not an IP error and can be addressed by the user/application layer if desired.

Touch

Expires September 4, 2024

[Page 24]

>> UDP reassembly space SHOULD be limited to reduce the impact of DOS attacks on resource use.

>> UDP reassembly space limits SHOULD NOT be computed as a shared resource across multiple sockets, to avoid cross-socketpair DOS attacks.

>> Individual UDP fragments MUST NOT be forwarded to the user. The reassembled datagram is received only after complete reassembly, checksum validation, and continued processing of the remaining UDP options.

Per-fragment UDP options, if used in addition to FRAG, occur before the fragment data. They typically occur after the FRAG option, except where they modify the FRAG option itself (e.g., UENC or UCMP). Per-fragment options are processed before the fragment is included in the reassembled datagram. Such options can be useful to protect the reassembly process itself, e.g., to prevent the reassembly cache from being polluted (using AUTH or UENC).

>> Fragments of a single datagram MAY use different sets of options. It is expected to be prohibitive to validate uniformity across all fragments and there may be legitimate reasons for including options in a fragment but not all fragments (e.g., MDS, MRDS).

If an option is used per-fragment but defined as not usable per-fragment, it is treated the same as any other unknown option.

Per-datagram UDP options, if used, reside in the surplus area of the original UDP datagram. Processing of those options occurs after reassembly is complete. This enables the safe use of UNSAFE options, which are required to result in discarding the entire UDP datagram if they are unknown to the receiver or otherwise fail (see [Section 12](#)).

In general, UDP packets are fragmented as follows:

1. Create a UDP packet with data and UDP options. This is the original UDP datagram, which we will call "D". The UDP options follow the UDP user data and occur in the surplus area, just as in an unfragmented UDP datagram with UDP options.

>> UDP options for the original packet MUST be fully prepared before the rest of the fragmentation steps that follow here.

>> The UDP checksum of the original packet SHOULD be set to zero because it is never transmitted. Equivalent protection is provided if each fragment has a non-zero OCS value, as will be the case if each fragment's UDP checksum is non-zero. Similarly, the OCS value of the original packet SHOULD be zero if each fragment will have a non-zero OCS value, as will be the case if each fragment's UDP checksum is non-zero.

2. Identify the desired fragment size, which we will call "S". This value should take into account the path MTU (if known) and allow space for per-fragment options.
3. Fragment "D" into chunks of size no larger than "S"-12 each (10 for the non-terminal FRAG option and 2 for OCS), with one final chunk no larger no larger than "S"-14 (12 for the terminal FRAG option and 2 for OCS). Note that all the per-datagram options in step #1 need not be limited to the terminal fragment, i.e., the RDOS pointer can indicate the start of the original surplus area anywhere in the reassembled datagram.

Note: per packet options can occur either at the end of the original user data or be placed after the FRAG option of the first fragment, with the Reassembled Datagram Option Start (RDOS) in the terminal FRAG option set accordingly. This includes its use in atomic fragments, where the terminal option is the initial and only fragment.

4. For each chunk of "D" in step #3, create a UDP packet with no user data (UDP Length=8) followed by the word-aligned OCS, the FRAG option, and any additional per-fragment UDP options, followed by the FRAG data chunk.
5. Complete the processing associated with creating these additional per-fragment UDP options for each fragment.

Receivers reverse the above sequence. They process all received options in each fragment. When the FRAG option is encountered, the FRAG data is used in reassembly. After all fragments are received,

Touch

Expires September 4, 2024

[Page 26]

the entire UDP packet is processed with any trailing UDP options applying to the reassembled user data.

>> Reassembly failures at the receiver result in silent discard of any per-fragment options and fragment contents. Such failures SHOULD NOT generate zero-length frames to the user.

>> Finally, because fragmentation processing can be expensive, the FRAG option SHOULD be avoided unless the original datagram requires fragmentation or it is needed for "safe" use of UNSAFE options.

>> Users MAY also select the FRAG option to provide limited support for UDP options in systems that have access to only the initial portion of the data in incoming or outgoing packets, with the caveat that such packets would be silently ignored by legacy receivers (that do not support UDP options).

FRAG is not reported to the user, whether used per-datagram or per-fragment (as defined in [Section 11.4](#)).

**11.5. Maximum Datagram Size (MDS)**

The Maximum Datagram Size (MDS, Kind=4) option is a 16-bit hint of the largest unfragmented UDP packet that an endpoint believes can be received. As with the TCP Maximum Segment Size (MSS) option [[RFC9293](#)], the size indicated is the IP layer MTU decreased by the fixed IP and UDP headers only [[RFC9293](#)]. The space needed for IP and UDP options needs to be adjusted by the sender when using the value indicated. The value transmitted is based on EMTU\_R, the largest IP datagram that can be received (i.e., reassembled at the receiver) [[RFC1122](#)]. However, as with TCP, this value is only a hint at what the receiver believes.

>> MDS does not indicate a known path MTU and thus MUST NOT be used to limit transmissions.

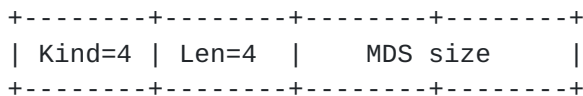


Figure 13 UDP MDS option format

>> The UDP MDS option MAY be used as a hint for path MTU discovery [[RFC1191](#)][[RFC8201](#)], but this may be difficult because of known issues with ICMP blocking [[RFC2923](#)] as well as UDP lacking automatic retransmission.





MDS is more likely to be useful when coupled with IP source fragmentation or UDP fragmentation to limit the largest reassembled UDP message as indicated by MRDS (see [Section 11.6](#)), e.g., when EMTU\_R is larger than the required minimums (576 for IPv4 [[RFC791](#)] and 1500 for IPv6 [[RFC8200](#)]).

>> MDS can be used with DPLPMTUD [[RFC8899](#)] to provide a hint to the packetization layer path MTU (PLPMTU) value, though it MUST NOT prohibit transmission of larger UDP packets used as DPLPMTUD probes.

MDS is reported to the user, whether used per-datagram or per-fragment (as defined in [Section 11.4](#)). When used per-fragment, the report should be the minimum of the MDS values received per-fragment.

**11.6. Maximum Reassembled Datagram Size (MRDS)**

The Maximum Reassembled Datagram Size (MRDS, Kind=5) option is a 16-bit indicator of the largest reassembled UDP datagram that can be received. MRDS is the UDP equivalent of IP's EMTU\_R but the two are not related [[RFC1122](#)]. Using the FRAG option ([Section 11.4](#)), UDP packets can be transmitted as transport fragments, each in their own (presumably not fragmented) IP datagram and be reassembled at the UDP layer.

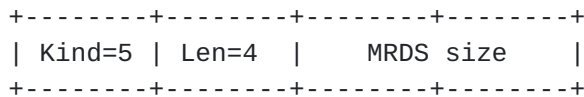


Figure 14 UDP MRDS option format

>> Endpoints supporting UDP options MUST support a local MRDS of at least 3,000 bytes.

NOPs are not reported to the user, whether used per-datagram or per-fragment (as defined in [Section 11.4](#)).

MRDS is reported to the user, whether used per-datagram or per-fragment (as defined in [Section 11.4](#)). When used per-fragment, the report should be the minimum of the MRDS values received per-fragment.

**11.7. Echo request (REQ) and echo response (RES)**

The echo request (REQ, Kind=6) and echo response (RES, Kind=7) options provides UDP packet-level acknowledgements as a capability for use by upper layer protocols, e.g., user applications,

Touch

Expires September 4, 2024

[Page 28]

libraries, operating systems, etc. Both the REQ and RES are under the control of these upper layers, i.e., UDP itself never automatically responds to a REQ with a RES. Instead, the REQ is delivered to the upper layer, which decides whether and when to issue a RES.

One such use is described as part of the UDP options variant of packetization layer path MTU discovery (PLPMTUD) [Fa23]. The options both have the format indicated in Figure 15, in which the token has no internal structure or meaning.

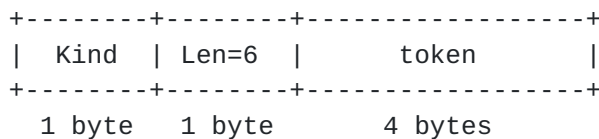


Figure 15 UDP REQ and RES options format

>> As advice to upper layer protocol/library designers, when supporting REQ/RES and responding with a RES, the upper layer SHOULD respond with the most recently received REQ token.

>> REQ/RES MUST be disabled by default, i.e., arriving REQs are silently ignored and RES cannot be issued unless REQ/RES is actively enabled, e.g., for DPLPMTUD or other known use by an upper layer mechanism.

For example, an application needs to explicitly enable the generation of a RES response by DPLPMTUD when using UDP Options [Fa23].

>> The token used in a RES option MUST be a token received in a REQ option. This ensures that the response is to a received request.

REQ and RES option kinds appear at most once each in each UDP packet, as with most other options. Note also that the FRAG option is not used when sending DPLPMTUD probes to determine a PLPMTU [Fa23].

REQ and RES are reported to the user, whether used per-datagram or per-fragment (as defined in Section 11.4). When used per-fragment, the report should indicate the most recently received token.

**11.8. Timestamps (TIME)**

The Timestamp (TIME, Kind=8) option exchanges two four-byte unsigned timestamp fields. It serves a similar purpose to TCP's TS option

Touch

Expires September 4, 2024

[Page 29]

[[RFC7323](#)], enabling UDP to estimate the round-trip time (RTT) between hosts. For UDP, this RTT can be useful for establishing UDP fragment reassembly timeouts or transport-layer rate-limiting [[RFC8085](#)].



Figure 16 UDP TIME option format

TS Value (TSval) and TS Echo Reply (TSecr) are used in a similar manner to the TCP TS option [[RFC7323](#)]. On transmitted UDP packets using the option, TS Value is always set based on the local "time" value. Received TSval and TSecr values are provided to the application, which can pass the TSval value to be used as TSecr on UDP messages sent in response (i.e., to echo the received TSval). A received TSecr of zero indicates that the TSval was not echoed by the transmitter, i.e., from a previously received UDP packet.

>> TIME MAY use an RTT estimate based on nonzero Timestamp values as a hint for fragmentation reassembly, rate limiting, or other mechanisms that benefit from such an estimate.

>> an application MAY use TIME to compute this RTT estimate for further use by the user.

UDP timestamps are modeled after TCP timestamps and have similar expectations. In particular, they are expected to be:

- o Values are monotonic and non-decreasing except for anticipated number-space rollover events
- o Values should "increase" (allowing for rollover, i.e., modulo the field size excepting zero) according to a typical 'tick' time
- o A request is defined as TSval being non-zero and a reply is defined as TSecr being non-zero.
- o A receiver should always respond to a request with the highest TSval received (allowing for rollover), which is not necessarily the most recently received.

Rollover can be handled as a special case or more completely using sequence number extension [[RFC9187](#)], however zero values need to be avoided explicitly.

Touch

Expires September 4, 2024

[Page 30]

>> TIME values MUST NOT use zeros as valid time values, because they are used as indicators of requests and responses.

TIME is reported to the user, whether used per-datagram or per-fragment (as defined in [Section 11.4](#)). When used per-fragment, the report should be the minimum and maximum of each of the timestamp values received per-fragment.

>> Use of TIME per-fragment is NOT RECOMMENDED. Exceptions include supporting diagnostics on the reassembly process itself, which may be more appropriate to handle within the UDP option processing implementation.

**11.9. Authentication (AUTH), RESERVED Only**

The Authentication (AUTH, Kind=9) option is reserved for all UDP authentication mechanisms [[To24](#)]. AUTH is expected to cover the UDP user data and UDP options, with possible additional coverage of portions of the IP and UDP headers and potentially also support for NAT traversal, in a similar manner as TCP-AO [[RFC6978](#)].

Like APC, AUTH is a SAFE option because it would not modify the UDP user data. AUTH may fail even where the user data has not been corrupted, such as when its contents have been overwritten. Such overwrites could be intentional and not widely known; defaulting to silent ignore ensures that option-aware endpoints do not change how users or applications operate unless explicitly directed to do otherwise.

**11.10. Experimental (EXP)**

The Experimental option (EXP, Kind=127) is reserved for experiments [[RFC3692](#)]. Only one such value is reserved because experiments are expected to use an Experimental ID (ExIDs) to differentiate concurrent use for different purposes, using UDP ExIDs registered with IANA according to the approach developed for TCP experimental options [[RFC6994](#)].

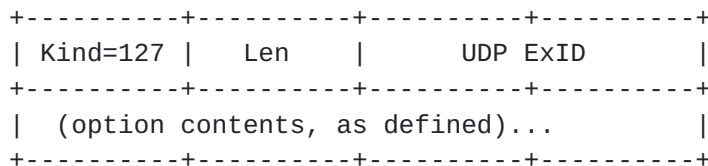


Figure 17 UDP EXP option format



Touch

Expires September 4, 2024

[Page 31]

>> The length of the experimental option MUST be at least 4 to account for the Kind, Length, and the minimum 16-bit UDP ExID identifier (similar to TCP ExIDs [[RFC6994](#)]).

The UDP EXP option also includes an extended length format, where the option LEN is 255 followed by two bytes of extended length.

```
+-----+-----+-----+-----+
| Kind=127 | 255   | Extended Length |
+-----+-----+-----+-----+
|      UDP ExID.      |(option contents...) |
+-----+-----+-----+-----+
```

Figure 18 UDP EXP extended option format

Assigned UDP experimental IDs (ExIDs) assigned from a single registry managed by IANA (see [Section 25](#)). Assigned ExIDs can be used in either the EXP or UEXP options (see [Section 12.3](#) for the latter).

## **[12.](#) UNSAFE Options**

UNSAFE options are not safe to ignore and can be used unidirectionally or without soft-state confirmation of UDP option capability. They are always used only when the user data occurs inside a reassembled set of one or more UDP fragments, such that if UDP fragmentation is not supported, the enclosed UDP user data would be silently dropped anyway.

>> Applications using UNSAFE options SHOULD NOT also use zero-length UDP packets as signals, because they will arrive when UNSAFE options fail. Those that choose to allow such packets MUST account for such events.

>> UNSAFE options MUST be used only as part of UDP fragments, used either per-fragment or after reassembly.

>> Receivers supporting UDP options MUST silently drop the UDP user data of the reassembled datagram if any fragment or the entire datagram includes an UNSAFE option whose UKind is not supported or if an UNSAFE option appears outside the context of a fragment or reassembled fragments.

Touch

Expires September 4, 2024

[Page 32]

### **12.1. UNSAFE Compression (UCMP)**

The UNSAFE Compression (UENC, Kind=192) option is reserved for all UDP compression mechanisms. UCMP is expected to cover the UDP user data and some (e.g., later, in sequence) UDP options.

### **12.2. UNSAFE Encryption (UENC)**

The UNSAFE Encryption (UENC, Kind=193) option is reserved for all UDP encryption mechanisms. UENC is expected to cover the UDP user data and some (e.g., later, in sequence) UDP options, with possible additional protection of portions of the IP and UDP headers and potentially also support for NAT traversal, in a similar manner as TCP-AO [[RFC6978](#)].

### **12.3. UNSAFE Experimental (UEXP)**

The UNSAFE Experimental option (UEXP, Kind=254) is reserved for experiments [[RFC3692](#)]. As with EXP, only one such UEXP value is reserved because experiments are expected to use an Experimental ID (ExIDs) to differentiate concurrent use for different purposes, using UDP ExIDs registered with IANA according to the approach developed for TCP experimental options [[RFC6994](#)].

Assigned ExIDs can be used with either the UEXP or EXP options.

## **13. Rules for designing new options**

The UDP option Kind space allows for the definition of new options, however the currently defined options do not allow for arbitrary new options. The following is a summary of rules for new options and their rationales:

>> New options MUST NOT modify the content of options that precede them (in order of appearance and thus processing).

>> The fields of new options MUST NOT depend on the content of other options.

UNSAFE options can both depend on and vary user data content because they are contained only inside UDP fragments and thus are processed only by UDP option capable receivers.

>> New options MUST NOT declare their order relative to other options, whether new or old, even as a preference.

Touch

Expires September 4, 2024

[Page 33]

>> At the sender, new options MUST NOT modify UDP packet content anywhere except within their option field, excepting only those contained within the UNSAFE option; areas that need to remain unmodified include the IP header, IP options, the UDP user data, and the surplus area (i.e., other options).

>> Options MUST NOT be modified in transit. This includes those already defined as well as new options.

>> New options MUST NOT require or allow that any UDP options (including themselves) or the remaining surplus area be modified in transit.

>> All options MUST indicate whether they can be used per-fragment, and, if so, MUST also indicate how their success or failure is reported to the user. This document RECOMMENDS that options be useful per-fragment and also RECOMMENDS that options used per-fragment be reported to the user as a finite aggregate (e.g., a sum, a flag, etc.) rather than individually.

Note that only certain of the initially defined options violate these rules:

- o >> The FRAG option modifies UDP user data, splitting it across multiple IP packets. UNSAFE options MAY modify the UDP user data, e.g., by encryption, compression, or other transformations. All other (SAFE) options MUST NOT modify the UDP user data.

The following recommendation helps enable efficient zero-copy processing:

- o >> FRAG SHOULD be the first option, when present.

#### **14. Option inclusion and processing**

The following rules apply to option inclusion by senders and processing by receivers.

>> Senders MAY add any option, as configured by the API.

>> All "must-support" options MUST be processed by receivers, if present (presuming UDP options are supported at that receiver).

>> Non-"must-support" options MAY be ignored by receivers, if present, e.g., based on API settings.

Touch

Expires September 4, 2024

[Page 34]

>> All options MUST be processed by receivers in the order encountered in the options area.

>> All options except UNSAFE options MUST result in the UDP user data being passed to the application layer, regardless of whether all options are processed, supported, or succeed.

The basic premise is that, for options-aware endpoints, the sender decides what options to add and the receiver decides what options to handle. Simply adding an option does not force work upon a receiver, with the exception of the "must-support" options.

Upon receipt, the receiver checks various properties of the UDP packet and its options to decide whether to accept or drop the UDP packet and whether to accept or ignore some of its options as follows (in order):

```
if the UDP checksum fails then
    silently drop the entire UDP packet (per RFC1122)
if the UDP checksum passes or is zero then
    if ((OCS != 0 and fails or OCS == 0)
        and UDP CS != 0) then
        deliver the UDP user data but ignore other options
        (this is required to emulate legacy behavior)
    if (OCS != 0 and passes) or
        (OCS == 0 and UDP CS == 0) then
        deliver the UDP user data after parsing
        and processing the rest of the options,
        regardless of whether each is supported or succeeds
        (again, this is required to emulate legacy behavior)
```

The design of the UNSAFE options as used only inside the FRAG area ensures that the resulting UDP data will be silently dropped in both legacy and options-aware receivers. Again, note that this still results in the delivery of a zero-length UDP packet.

Options-aware receivers can drop UDP packets with option processing errors via either an override of the default UDP processing or at the application layer.

I.e., all options are treated the same, in that the transmitter can add it as desired and the receiver has the option to require it or not. Only if it is required (e.g., by API configuration) should the receiver require it being present and correct.

I.e., for all options:



Touch

Expires September 4, 2024

[Page 35]

- o if the option is not required by the receiver, then UDP packets missing the option are accepted.
- o if the option is required (e.g., by override of the default behavior at the receiver) and missing or incorrectly formed, silently drop the UDP packet.
- o if the UDP packet is accepted (either because the option is not required or because it was required and correct), then pass the option with the UDP packet via the API. Note that FRAG, NOP, and EOL are not passed to the user (see [Section 15](#)).

Any options whose length exceeds that of the UDP packet (i.e., intending to use data that would have been beyond the surplus area) should be silently ignored (again to model legacy behavior).

## **15. UDP API Extensions**

UDP currently specifies an application programmer interface (API), summarized as follows (with Unix-style command as an example) [[RFC768](#)]:

- o Method to create new receive ports
  - o E.g., `bind(handle, recvaddr(optional), recvport)`
- o Receive, which returns data octets, source port, and source address
  - o E.g., `recvfrom(handle, srcaddr, srcport, data)`
- o Send, which specifies data, source and destination addresses, and source and destination ports
  - o E.g., `sendto(handle, destaddr, destport, data)`

This API is extended to support options as follows:

- o Extend the method to create receive ports to include per-packet and per-fragment receive options that are required or omitted as indicated by the application.  
  
>> Datagrams not containing these required options MUST be silently dropped and MAY be logged.

- o Extend the receive function to indicate the per-packet options and their parameters as received with the corresponding received datagram. Note that per-fragment options are handled within the processing of each fragment.  
  
>> Options and their processing status (success/fail) MUST be available to the user (i.e., application layer or upper layer protocol/service), both for the packet and for the fragment set, except for FRAG, NOP, and EOL; those three options are handled within UDP option processing only.
- o For fragments, success for an option is reported only when all fragments succeed for that option.  
  
>> Per-fragment option status reporting SHOULD default as needed (e.g., not computed and/or not passed up to the upper layers) to minimize overhead unless actively requested (e.g., by the user/application layer).
- o >> SAFE options associated with fragments are accumulated when associated with the reassembled packet; values MAY be coalesced, e.g., to indicate only that an AUTH failure of a fragment occurred or not rather than indicating the AUTH status of each fragment.
- o Extend the send function to indicate the options to be added to the corresponding sent datagram. This includes indicating which options apply to individual fragments vs. which apply to the UDP packet prior to fragmentation, if fragmentation is enabled. This includes a minimum datagram length, such that the options list ends in EOL and additional space is zero-filled as needed. It also includes a maximum fragment size, e.g., as discovered by DPLPMTUD, whether implemented at the application layer per [RFC8899] or in conjunction with other UDP options [Fa23].

Examples of API instances for Linux and FreeBSD are provided in [Appendix A](#), to encourage uniform cross-platform implementations.

APIs are not intended to provide user control over option order, especially on a per-packet basis, as this could create a covert channel (see [Section 24](#)). Similarly, APIs are not intended to provide user/application control over UDP fragment boundaries on a per-packet basis, although they are expected to allow control over which options, including fragmentation, are enabled (or disabled) on a per-packet basis. Such control over when fragmentation is used is critical to DPLPMTUD.

Touch

Expires September 4, 2024

[Page 37]

## **16. UDP Options are for Transport, Not Transit**

UDP options are indicated in the surplus area of the IP payload that is not used by UDP. That area is really part of the IP payload, not the UDP payload, and as such, it might be tempting to consider whether this is a generally useful approach to extending IP.

Unfortunately, the surplus area exists only for transports that include their own transport layer payload length indicator. TCP and SCTP include header length fields that already provide space for transport options by indicating the total length of the header area, such that the entire remaining area indicated in the network layer (IP) is transport payload. UDP-Lite already uses the UDP Length field to indicate the boundary between data covered by the transport checksum and data not covered, and so there is no remaining area where the length of the UDP-Lite payload as a whole can be indicated [[RFC3828](#)].

UDP options are intended for modification only by the transport endpoints. They are no more (or less) appropriate to be modified in-transit than any other portion of the transport datagram.

>> UDP options are transport options. Generally, transport headers, options, and data are not intended to be modified in-transit. UDP options are no exception and here are specified as "MUST NOT" be altered in transit.

However, note that the UDP option mechanism provides no specific protection against in-transit modification of the UDP header, UDP payload, or surplus area, except as provided by the OCS or the options selected (e.g., AUTH or UENC).

Unless protected by encryption (e.g., UENC or via other layers, e.g., IPsec), UDP options remain visible to devices on the network path.

## **17. UDP options vs. UDP-Lite**

UDP-Lite provides partial checksum coverage, so that UDP packets with errors in some locations can be delivered to the user [[RFC3828](#)]. It uses a different transport protocol number (136) than UDP (17) to interpret the UDP Length field as the prefix covered by the UDP checksum.

UDP (protocol 17) already defines the UDP Length field as the limit of the UDP checksum, but by default also limits the data provided to the application as that which precedes the UDP Length. A goal of

Touch

Expires September 4, 2024

[Page 38]

UDP-Lite is to deliver data beyond UDP Length as a default, which is why a separate transport protocol number was required.

UDP options do not use or need a separate transport protocol number because the data beyond the UDP Length offset (surplus data) is not provided to the application by default. That data is interpreted exclusively within the UDP transport layer.

UDP-Lite cannot support UDP options, either as proposed here or in any other form, because the entire payload of the UDP packet is already defined as user data and there is no additional field in which to indicate a surplus area for options. The UDP Length field in UDP-Lite is already used to indicate the boundary between user data covered by the checksum and user data not covered.

## **18. Interactions with Legacy Devices**

It has always been permissible for the UDP Length to be inconsistent with the IP transport payload length [[RFC768](#)]. Such inconsistency has been utilized in UDP-Lite using a different transport number. There are no known systems that use this inconsistency for UDP [[RFC3828](#)]. It is possible that such use might interact with UDP options, i.e., where legacy systems might generate UDP datagrams that appear to have UDP options. The OCS provides protection against such events and is stronger than a static "magic number".

UDP options have been tested as interoperable with Linux, macOS, and Windows Cygwin, and worked through NAT devices. These systems successfully delivered only the user data indicated by the UDP Length field and silently discarded the surplus area.

One reported embedded device passes the entire IP datagram to the UDP application layer. Although this feature could enable application-layer UDP option processing, it would require that conventional UDP user applications examine only the UDP user data. This feature is also inconsistent with the UDP application interface [[RFC768](#)] [[RFC1122](#)].

It has been reported that Alcatel-Lucent's "Brick" Intrusion Detection System has a default configuration that interprets inconsistencies between UDP Length and IP Length as an attack to be reported. Note that other firewall systems, e.g., CheckPoint, use a default "relaxed UDP length verification" to avoid falsely interpreting this inconsistency as an attack.

There are known uses of UDP exchanges of zero-length UDP user data packets, notably in the TIME protocol [[RFC868](#)]. The need to support

Touch

Expires September 4, 2024

[Page 39]



such packets is also noted in the UDP usage guidelines [[RFC8085](#)]. Some of the mechanisms in this document can generate more zero-length UDP packets for a UDP option aware endpoint than for a legacy (non-aware) endpoint (e.g., based some error conditions) and some can generate fewer (e.g., fragment reassembly). Because such packets inherently carry no unique transport header or transport content, endpoints are already expected to be tolerant of their (inadvertent) replication or loss by the network, so such variations are not expected to be problematic.

## **19. Options in a Stateless, Unreliable Transport Protocol**

There are two ways to interpret options for a stateless, unreliable protocol -- an option is either local to the message or intended to affect a stream of messages in a soft-state manner. Either interpretation is valid for defined UDP options.

It is impossible to know in advance whether an endpoint supports a UDP option.

>> All UDP options other than UNSAFE ones MUST be ignored if not supported or upon failure (e.g., APC).

>> All UDP options that fail MUST result in the UDP data still being sent to the application layer by default, to ensure equivalence with legacy devices.

UDP options that rely on soft-state exchange need allow for message reordering and loss, in the same way as UDP applications [[RFC8085](#)].

The above requirements prevent using any option that cannot be safely ignored unless it is hidden inside the FRAG area (i.e., UNSAFE options). Legacy systems also always need to be able to interpret the transport fragments as individual UDP packets.

## **20. UDP Option State Caching**

Some TCP connection parameters, stored in the TCP Control Block, can be usefully shared either among concurrent connections or between connections in sequence, known as TCP Sharing [[RFC9040](#)]. Although UDP is stateless, some of the options proposed herein may have similar benefit in being shared or cached. We call this UCB Sharing, or UDP Control Block Sharing, by analogy. Just as TCB sharing is not a standard because it is consistent with existing TCP specifications, UCB sharing would be consistent with existing UDP specifications, including this one. Both are implementation issues

Touch

Expires September 4, 2024

[Page 40]

that are outside the scope of their respective specifications, and so UCB sharing is outside the scope of this document.

## **21. Updates to [RFC 768](#)**

This document updates [RFC 768](#) as follows:

- o This document defines the meaning of the IP payload area beyond the UDP length but within the IP length as the surplus area used herein for UDP options.
- o This document extends the UDP API to support the use of UDP options.

## **22. Interactions with other RFCs (and drafts)**

This document clarifies the interaction between UDP Length and IP length that is not explicitly constrained in either UDP or the host requirements [[RFC768](#)] [[RFC1122](#)].

Teredo extensions (TE) define use of a similar difference between these lengths for trailers [[RFC4380](#)][[RFC6081](#)]. TE defines the length of an IPv6 payload inside UDP as pointing to less than the end of the UDP payload, enabling trailing options for that IPv6 packet:

"..the IPv6 packet length (i.e., the Payload Length value in the IPv6 header plus the IPv6 header size) is less than or equal to the UDP payload length (i.e., the Length value in the UDP header minus the UDP header size)"

UDP options are not affected by the difference between the UDP user payload end and the payload IPv6 end; both would end at the UDP user payload, which could end before the enclosing IPv4 or IPv6 header indicates - allowing UDP options in addition to the trailer options of the IPv6 payload. The result, if UDP options were used, is shown in Figure 19.

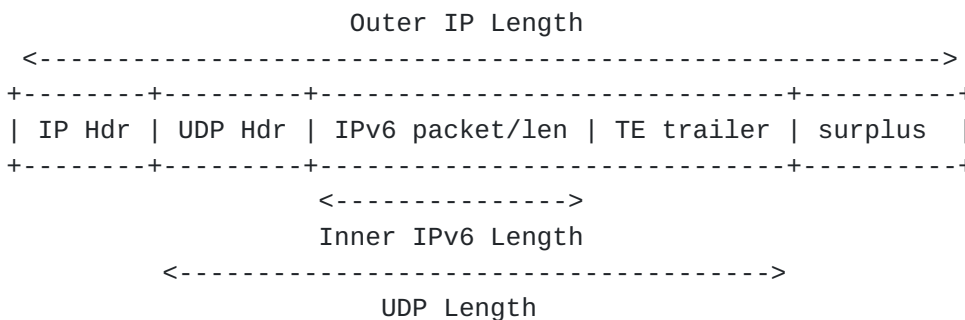


Figure 19 TE trailers and UDP options used concurrently

UDP options cannot be supported when a UDP packet has no independent UDP Length. The only known such case is when `UDP Length==0` in IPv6, intended for (but not limited to) IPv6 Jumbograms [RFC2675]. Note that although this technique is "Standard", the specification did not "update" UDP [RFC768]. The technique has been proposed for deprecation [Jo19].

This document is consistent the UDP profile for Robust Header Compression (ROHC)[RFC3095], noted here:

"The Length field of the UDP header MUST match the Length field(s) of the preceding subheaders, i.e., there must not be any padding after the UDP payload that is covered by the IP Length."

ROHC compresses UDP headers only when this match succeeds. It does not prohibit UDP headers where the match fails; in those cases, ROHC default rules (Section 5.10) would cause the UDP header to remain uncompressed. Upon receipt of a compressed UDP header, Section A.1.3 of that document indicates that the UDP length is "INFERRED"; in uncompressed packets, it would simply be explicitly provided.

This issue of handling UDP header compression is more explicitly described in more recent specifications, e.g., Sec. 10.10 of Static Context Header Compression [RFC8724].

### 23. Multicast Considerations

UDP options are primarily intended for unicast use. Using these options over multicast IP requires careful consideration, e.g., to ensure that the options used are safe for different endpoints to interpret differently (e.g., either to support or silently ignore) or to ensure that all receivers of a multicast group confirm support for the options in use.

Touch

Expires September 4, 2024

[Page 42]

## **24. Security Considerations**

There are a number of security issues raised by the introduction of options to UDP. Some are specific to this variant, but others are associated with any packet processing mechanism; all are discussed in this section further.

Note that any user application that considers UDP options to affect security need not enable them. However, their use does not impact security in a way substantially different than TCP options; both enable the use of a control channel that has the potential for abuse. Similar to TCP, there are many options that, if unprotected, could be used by an attacker to interfere with communication.

UDP options create new potential opportunities for DDOS attacks, notably through the use of fragmentation. When enabled, UDP options cause additional work at the receiver, however, of the "must-support" options, only REQ (e.g., when used with DPLPMTUD [[Fa23](#)]) will cause the upper layer to initiate a UDP response in the absence of user transmission.

The use of UDP packets with inconsistent IP and UDP Length fields has the potential to trigger a buffer overflow error if not properly handled, e.g., if space is allocated based on the smaller field and copying is based on the larger. However, there have been no reports of such vulnerability and it would rely on inconsistent use of the two fields for memory allocation and copying.

UDP options are not covered by DTLS (datagram transport-layer security). Despite the name, neither TLS [[RFC8446](#)] (transport layer security, for TCP) nor DTLS [[RFC9147](#)] (TLS for UDP) protect the transport layer. Both operate as a shim layer solely on the user data of transport packets, protecting only their contents. Just as TLS does not protect the TCP header or its options, DTLS does not protect the UDP header or the new options introduced by this document. Transport security is provided in TCP by the TCP Authentication Option (TCP-AO [[RFC5925](#)]) and (when defined) in UDP by the Authentication (AUTH) option ([Section 11.9](#)) and (when defined) the UNSAFE Encryption (UENC) option ([Section 12](#)). Transport headers are also protected as payload when using IP security (IPsec) [[RFC4301](#)].

UDP options use the TLV syntax similar to that of TCP. This syntax is known to require serial processing and may pose a DOS risk, e.g., if an attacker adds large numbers of unknown options that must be parsed in their entirety, as is the case for IPv6 [[RFC8504](#)].

Touch

Expires September 4, 2024

[Page 43]

>> Implementations concerned with the potential for UDP options introducing a vulnerability MAY implement only the required UDP options and SHOULD also limit processing of TLVs, either in number of non-padding options or total length, or both. The number of non-zero TLVs allowed in such cases MUST be at least as many as the number of concurrent options supported with an additional few to account for unexpected unknown options, but should also consider being adaptive and based on the implementation, to avoid locking in that limit globally.

E.g., if a system supports 10 different option types that could concurrently be used, it is expected to allow up to around 13-14 different options in the same packet. This document avoids specifying a fixed minimum, but recognizes that a given system should not expect to receive more than a few unknown option types per packet.

Because required options come first and at most once each (with the exception of NOPs, which should never need to come in sequences of more than seven in a row), this limits their DOS impact. Note that TLV formats for options does require serial processing, but any format that allows future options, whether ignored or not, could introduce a similar DOS vulnerability.

>> Implementations concerned with the potential for DOS attacks involving large numbers of UDP options, either implemented or unknown, or excessive sequences of valid repeating options (e.g., NOPs) SHOULD detect excessive numbers of such occurrences and limit resources they use, either through silent packet drops. Such responses MUST be logged. Specific thresholds for such limits will vary based on implementation and are thus not included here.

>> Implementations concerned with the potential for UDP fragmentation introducing a vulnerability SHOULD implement limits on the number of pending fragments.

UDP security should never rely solely on transport layer processing of options. UNSAFE options are the only type that share fate with the UDP data, because of the way that data is hidden in the surplus area until after those options are processed. All other options default to being silently ignored at the transport layer but may be dropped either if that default is overridden (e.g., by configuration) or discarded at the application layer (e.g., using information about the options processed that are passed along with the UDP packet).



Touch

Expires September 4, 2024

[Page 44]

UDP fragmentation introduces its own set of security concerns, which can be handled in a manner similar to IP reassembly or TCP segment reordering [[CERT18](#)]. In particular, the number of UDP packets pending reassembly and effort used for reassembly is typically limited. In addition, it may be useful to assume a reasonable minimum fragment size, e.g., that non-terminal fragments should never be smaller than 500 bytes.

UDP options, like any options, have the potential to expose option information to on-path attackers, unless the options themselves are encrypted (as might be the case with some configurations of UENC, when defined). Application protocol designers should ensure that information in UDP options is not used with the assumption of privacy unless UENC provides that capability. Application protocol designers using secure payload contents (e.g., via DTLS) should be aware that UDP options add information that is not inside the UDP payload and thus not protected by the same mechanism, and that alternate mechanisms (again, as might be the case with some configurations of UENC) may be additionally required to protect against information disclosure.

Some UDP options are never passed to the receiving application, notably FRAG, NOP, and EOL. They are not intended to convey information, either by their presence (FRAG, EOL) or number (NOP). It may also be useful to provide the options received in a reference order (i.e., sorted by option number), to avoid the order of options being used as a covert channel.

>> Implementations concerned with the potential use of UDP options as a covert channel MAY consider limiting use of some or all options. Such implementations SHOULD ensure FRAG, NOP, and EOL are not passed to the receiving user and SHOULD return options in an order not related to their sequence in the received packet.

## **25. IANA Considerations**

Upon publication, IANA is hereby requested to create a new registry for UDP Option Kind numbers, similar to that for TCP Option Kinds; this assumes the creation of a new UDP registry group in which UDP Option Kinds would be the only entry.

Initial values of the UDP Option Kind registry are as listed in [Section 10](#), including those both assigned and reserved. Additional values in this registry are to be assigned from the UNASSIGNED values in [Section 10](#) by IESG Approval or Standards Action [[RFC8126](#)]. Those assignments are subject to the conditions set forth in this

Touch

Expires September 4, 2024

[Page 45]

document, particularly (but not limited to) those in [Section 13](#). The

>> Although option nicknames are not used in-band, new UNSAFE option names SHOULD commence with the capital letter "U" and avoid either uppercase or lowercase "u" as commencing safe options.

Upon publication, IANA is hereby requested to create a new registry for UDP Experimental Option Experiment Identifiers (UDP ExIDs) for use in a similar manner as TCP ExIDs [[RFC6994](#)]. UDP ExIDs can be used in either (or both) the EXP or UEXP options. This registry is initially empty. Values in this registry are to be assigned by IANA using first-come, first-served (FCFS) rules [[RFC8126](#)]. Options using these ExIDs are subject to the same conditions as new options, i.e., they too are subject to the conditions set forth in this document, particularly (but not limited to) those in [Section 13](#).

## [26. References](#)

### [26.1. Normative References](#)

- [Fa23] Fairhurst, G., T. Jones, "Datagram PLPMTUD for UDP Options," [draft-ietf-tsvwg-udp-options-dplpmtud](#), Jun. 2023.
- [RFC768] Postel, J., "User Datagram Protocol," [RFC 768](#), August 1980.
- [RFC791] Postel, J., "Internet Protocol," [RFC 791](#), Sept. 1981.
- [RFC1122] Braden, R., Ed., "Requirements for Internet Hosts -- Communication Layers," [RFC 1122](#), Oct. 1989.
- [RFC2119] Bradner, S., "Key words for use in RFCs to Indicate Requirement Levels," [BCP 14](#), [RFC 2119](#), March 1997.
- [RFC5925] Touch, J., A. Mankin, R. Bonica, "The TCP Authentication Option," [RFC 5925](#), June 2010.
- [RFC8174] Leiba, B., "Ambiguity of Uppercase vs Lowercase in [RFC 2119](#) Key Words," [RFC 2119](#), May 2017.

### [26.2. Informative References](#)

- [Fa18] Fairhurst, G., T. Jones, R. Zullo, "Checksum Compensation Options for UDP Options", [draft-fairhurst-udp-options-cco](#), Oct. 2018.

Touch

Expires September 4, 2024

[Page 46]

- [Hi15] Hildebrand, J., B. Trammel, "Substrate Protocol for User Datagrams (SPUD) Prototype," [draft-hildebrand-spud-prototype-03](#), Mar. 2015.
- [Jo19] Jones, T., G. Fairhurst, "Change Status of [RFC 2675](#) to Historic," [draft-jones-6man-historic-rfc2675](#), May 2019.
- [RFC868] Postel, J., K. Harrenstien, "Time Protocol," [RFC 868](#), May 1983.
- [RFC1071] Braden, R., D. Borman, C. Partridge, "Computing the Internet Checksum," [RFC 1071](#), Sept. 1988.
- [RFC1191] Mogul, J., S. Deering, "Path MTU discovery," [RFC 1191](#), November 1990.
- [RFC2923] Lahey, K., "TCP Problems with Path MTU Discovery," [RFC 2923](#), September 2000.
- [RFC3095] Bormann, C. (Ed), et al., "RObust Header Compression (ROHC): Framework and four profiles: RTP, UDP, ESP, and uncompressed," [RFC 3095](#), July 2001.
- [RFC3385] Sheinwald, D., J. Satran, P. Thaler, V. Cavanna, "Internet Protocol Small Computer System Interface (iSCSI) Cyclic Redundancy Check (CRC)/Checksum Considerations," [RFC 3385](#), Sep. 2002.
- [RFC3692] Narten, T., "Assigning Experimental and Testing Numbers Considered Useful," [RFC 3692](#), Jan. 2004.
- [RFC3828] Larzon, L-A., M. Degermark, S. Pink, L-E. Jonsson (Ed.), G. Fairhurst (Ed.), "The Lightweight User Datagram Protocol (UDP-Lite)," [RFC 3828](#), July 2004.
- [RFC4301] Kent, S. and K. Seo, "Security Architecture for the Internet Protocol", [RFC 4301](#), Dec. 2005.
- [RFC4340] Kohler, E., M. Handley, and S. Floyd, "Datagram Congestion Control Protocol (DCCP)", [RFC 4340](#), March 2006.
- [RFC4380] Huitema, C., "Teredo: Tunneling IPv6 over UDP through Network Address Translations (NATs)," [RFC 4380](#), Feb. 2006.
- [RFC6081] Thaler, D., "Teredo Extensions," [RFC 6081](#), Jan 2011.

Touch

Expires September 4, 2024

[Page 47]

- [RFC6864] Touch, J., "Updated Specification of the IPv4 ID Field," [RFC 6864](#), Feb. 2013.
- [RFC6935] Eubanks, M., P. Chimento, M. Westerlund, "IPv6 and UDP Checksums for Tunneled Packets," [RFC 6935](#), April 2013.
- [RFC6978] Touch, J., "A TCP Authentication Option Extension for NAT Traversal", [RFC 6978](#), July 2013.
- [RFC6994] Touch, J., "Shared Use of Experimental TCP Options," [RFC 6994](#), Aug. 2013.
- [RFC7323] Borman, D., R. Braden, V. Jacobson, R. Scheffenegger (Ed.), "TCP Extensions for High Performance," [RFC 7323](#), Sep. 2014.
- [RFC8085] Eggert, L., G. Fairhurst, G. Shepherd, "UDP Usage Guidelines," [RFC 8085](#), Feb. 2017.
- [RFC8126] Cotton, M., B. Leiba, T. Narten, "Guidelines for Writing an IANA Considerations Section in RFCs," [RFC 8126](#), June 2017.
- [RFC8200] Deering, S., R. Hinden, "Internet Protocol Version 6 (IPv6) Specification," [RFC 8200](#), Jul. 2017.
- [RFC8201] McCann, J., S. Deering, J. Mogul, R. Hinden (Ed.), "Path MTU Discovery for IP version 6," [RFC 8201](#), Jul. 2017.
- [RFC8446] Rescorla, E., "The Transport Layer Security (TLS) Protocol Version 1.3," [RFC 8446](#), Aug. 2018.
- [RFC8504] Chown, T., J. Loughney, T. Winters, "IPv6 Node Requirements," [RFC 8504](#), Jan. 2019.
- [RFC8724] Minaburo, A., L. Toutain, C. Gomez, D. Barthel, JC., "SCHC: Generic Framework for Static Context Header Compression and Fragmentation," [RFC 8724](#), Apr. 2020.
- [RFC8899] Fairhurst, G., T. Jones, M. Tuxen, I. Rungeler, T. Volker, "Packetization Layer Path MTU Discovery for Datagram Transports," [RFC 8899](#), Sep. 2020.
- [RFC9040] Touch, J., M. Welzl, S. Islam, "TCP Control Block Interdependence," [RFC 9040](#), Jul. 2021.



Touch

Expires September 4, 2024

[Page 48]

- [RFC9147] Rescorla, E., H. Tschofenig, N. Modadugu, "Datagram Transport Layer Security Version 1.3," [RFC 9147](#), Apr. 2022.
- [RFC9187] Touch, J., "Sequence Number Extension for Windowed Protocols," [RFC 9187](#), Jan. 2022.
- [RFC9260] Stewart, R., M. Tuxen, K. Nielsen, "Stream Control Transmission Protocol", [RFC 9260](#), June 2022.
- [RFC9293] Eddy, W. (Ed.), "Transmission Control Protocol," STD 7, [RFC 9293](#), Aug. 2022.
- [CERT18] CERT Coordination Center, "TCP implementations vulnerable to Denial of Service," Vulnerability Note VU 962459, Software Engineering Institute, CMU, 2018, <https://www.kb.cert.org/vuls/id/962459>.
- [To18] Touch, J., "A TCP Authentication Option Extension for Payload Encryption," [draft-touch-tcp-ao-encrypt](#), Jul. 2018.
- [To24] Touch, J., "The UDP Authentication Option," [draft-touch-udp-auth-option](#), Jul. 2018.
- [Zu20] Zullo, R., T. Jones, and G. Fairhurst, "Overcoming the Sorrows of the Young UDP Options," 2020 Network Traffic Measurement and Analysis Conference (TMA), IEEE, 2020.

## **[27. Acknowledgments](#)**

This work benefitted from feedback from Erik Auerswald, Bob Briscoe, Ken Calvert, Ted Faber, Gorry Fairhurst (including OCS for errant middlebox traversal), C. M. Heard (including combining previous FRAG and LITE options into the new FRAG, as well as Figure 12), Tom Herbert, Tom Jones, Mark Smith, Carl Williams, and Raffaele Zullo, as well as discussions on the IETF TSVWG and SPUD email lists.

This work was partly supported by USC/ISI's Postel Center.

This document was prepared using 2-Word-v2.0.template.dot.

Authors' Addresses

Joe Touch  
Manhattan Beach, CA 90266 USA

Phone: +1 (310) 560-0334  
Email: touch@straya1pha.com

Appendix A.Implementation Information

The following information is provided to encourage interoperable API implementations.

System-level variables (sysctl):

Name	default	meaning
net.ipv4.udp_opt	0	UDP options available
net.ipv4.udp_opt_ocs	1	Use OCS
net.ipv4.udp_opt_apc	0	Include APC
net.ipv4.udp_opt_frag	0	Fragment
net.ipv4.udp_opt_mds	0	Include MDS
net.ipv4.udp_opt_mrds	0	Include MRDS
net.ipv4.udp_opt_req	0	Include REQ
net.ipv4.udp_opt_resp	0	Include RES
net.ipv4.udp_opt_time	0	Include TIME
net.ipv4.udp_opt_auth	0	Include AUTH
net.ipv4.udp_opt_exp	0	Include EXP
net.ipv4.udp_opt_ucmp	0	Include UCMP
net.ipv4.udp_opt_uenc	0	Include UENC
net.ipv4.udp_opt_uexp	0	Include UEXP

Socket options (sockopt), cached for outgoing datagrams:

Name	meaning
UDP_OPT	Enable UDP options (at all)
UDP_OPT_OCS	Use UDP OCS
UDP_OPT_APC	Enable UDP APC option
UDP_OPT_FRAG	Enable UDP fragmentation
UDP_OPT_MDS	Enable UDP MDS option
UDP_OPT_MRDS	Enable UDP MRDS option
UDP_OPT_REQ	Enable UDP REQ option
UDP_OPT_RES	Enable UDP RES option
UDP_OPT_TIME	Enable UDP TIME option
UDP_OPT_AUTH	Enable UDP AUTH option
UDP_OPT_EXP	Enable UDP EXP option
UDP_OPT_UCMP	Enable UDP UCMP option
UDP_OPT_UENC	Enable UDP UENC option
UDP_OPT_UEXP	Enable UDP UEXP option

Send/sendto parameters:

(Same as sysctl, with different prefixes)

Touch

Expires September 4, 2024

[Page 51]

Connection parameters (per-socketpair cached state, part UCB):

Name	Initial value
opts_enabled	net.ipv4.udp_opt
ocs_enabled	net.ipv4.udp_opt_ocs

>> The JUNK option is included for debugging purposes, and MUST NOT be enabled otherwise.

System variables

net.ipv4.udp\_opt\_junk 0

System-level variables (sysctl):

Name	default	meaning
net.ipv4.udp_opt_junk	0	Default use of junk

Socket options (sockopt):

Name	params	meaning
UDP_JUNK	-	Enable UDP junk option
UDP_JUNK_VAL	fillval	Value to use as junk fill
UDP_JUNK_LEN	length	Length of junk payload in bytes

Connection parameters (per-socketpair cached state, part UCB):

Name	Initial value
junk_enabled	net.ipv4.udp_opt_junk
junk_value	0xABCD
junk_len	4