

Network Working Group
Internet-Draft
Intended status: Standards Track
Expires: April 14, 2015

P. Saint-Andre
&yet
M. Miller
Cisco Systems, Inc.
October 11, 2014

Domain Name Associations (DNA) in the Extensible Messaging and Presence
Protocol (XMPP)
[draft-ietf-xmpp-dna-07](#)

Abstract

This document improves the security of the Extensible Messaging and Presence Protocol (XMPP) in two ways. First, it specifies how to establish a strong association between a domain name and an XML stream, using the concept of "prooftypes". Second, it describes how to securely delegate a service domain name (e.g., example.com) to a target server host name (e.g., hosting.example.net), which is especially important in multi-tenanted environments where the same target server hosts a large number of service associated with different domains.

Status of This Memo

This Internet-Draft is submitted in full conformance with the provisions of [BCP 78](#) and [BCP 79](#).

Internet-Drafts are working documents of the Internet Engineering Task Force (IETF). Note that other groups may also distribute working documents as Internet-Drafts. The list of current Internet-Drafts is at <http://datatracker.ietf.org/drafts/current/>.

Internet-Drafts are draft documents valid for a maximum of six months and may be updated, replaced, or obsoleted by other documents at any time. It is inappropriate to use Internet-Drafts as reference material or to cite them other than as "work in progress."

This Internet-Draft will expire on April 14, 2015.

Copyright Notice

Copyright (c) 2014 IETF Trust and the persons identified as the document authors. All rights reserved.

This document is subject to [BCP 78](#) and the IETF Trust's Legal Provisions Relating to IETF Documents (<http://trustee.ietf.org/license-info>) in effect on the date of

publication of this document. Please review these documents carefully, as they describe your rights and restrictions with respect to this document. Code Components extracted from this document must include Simplified BSD License text as described in Section 4.e of the Trust Legal Provisions and are provided without warranty as described in the Simplified BSD License.

Table of Contents

1.	Introduction	2
2.	Terminology	3
3.	Client-to-Server (C2S) DNA	3
3.1.	C2S Flow	4
3.2.	C2S Description	4
4.	Server-to-Server (S2S) DNA	5
4.1.	S2S Flow Chart	5
4.2.	A Simple S2S Scenario	7
4.3.	One-Way Authentication	8
4.4.	Piggybacking	9
4.4.1.	Assertion	9
4.4.2.	Supposition	11
5.	Alternative Proofypes	12
5.1.	DANE	12
5.2.	POSH	13
6.	Secure Delegation and Multi-Tenancy	13
7.	Proofype Model	14
8.	IANA Considerations	14
8.1.	Well-Known URI for xmpp-client Service	14
8.2.	Well-Known URI for xmpp-server Service	15
9.	Security Considerations	15
10.	References	15
10.1.	Normative References	15
10.2.	Informative References	16
Appendix A.	Acknowledgements	17
	Authors' Addresses	17

[1.](#) Introduction

In systems that use the Extensible Messaging and Presence Protocol (XMPP) [[RFC6120](#)], it is important to establish a strong association between the DNS domain name of an XMPP service (e.g., example.com) and the XML stream that a client or peer server initiates with that service. In other words, the client or peer server needs to verify the identity of the server to which it connects.

To date, such verification has been established based on information obtained from the Domain Name System (DNS), the Public Key

Saint-Andre & Miller

Expires April 14, 2015

[Page 2]

Infrastructure (PKI), or similar sources. In relation to such associations, this document does the following:

1. Generalizes the model currently in use so that additional prooftypes can be defined if needed.
2. Provides a basis for modernizing some prooftypes to reflect progress in underlying technologies such as DNS Security [[RFC4033](#)].
3. Describes the flow of operations for establishing a domain name association (DNA).

This document also provides guidelines for secure delegation of a service domain name (e.g., example.com) to a target server host name (e.g., hosting.example.net). The need for secure delegation arises because the process for resolving the domain name of an XMPP service into the IP address at which an XML stream will be negotiated (see [[RFC6120](#)]) can involve delegation of a service domain name to a target server host name using technologies such as DNS SRV records [[RFC2782](#)]. A more detailed description of the delegation problem can be found in [[I-D.ietf-xmpp-posh](#)]. If such delegation is not done in a secure manner, then the domain name association cannot be verified.

2. Terminology

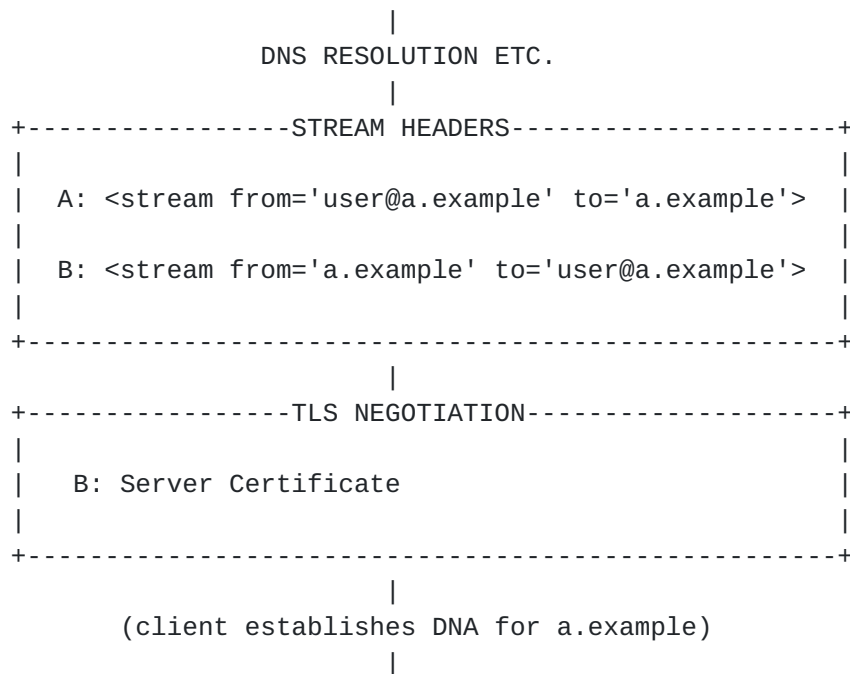
This document inherits XMPP terminology from [[RFC6120](#)] and [[XEP-0220](#)], DNS terminology from [[RFC1034](#)], [[RFC1035](#)], [[RFC2782](#)] and [[RFC4033](#)], and security terminology from [[RFC4949](#)] and [[RFC5280](#)]. The terms "reference identity", and "presented identity" are used as defined in the "CertID" specification [[RFC6125](#)]. For the sake of consistency with [[I-D.ietf-dane-srv](#)], this document uses the terms "service domain name" and "target server host name" to refer to the same entities identified by the terms "source domain" and "derived domain" from [[RFC6125](#)].

3. Client-to-Server (C2S) DNA

The client-to-server case is much simpler than the server-to-server case because the client does not assert a domain name, the only domain name that needs to be verified is that of the server, etc. Therefore we describe this case first to help the reader understand domain name associations in XMPP.

3.1. C2S Flow

The following flow chart illustrates the protocol flow for establishing a domain name association for an XML stream from a client to a server using the standard PKIX prooftype specified in [\[RFC6120\]](#).



3.2. C2S Description

The simplified order of events (see [\[RFC6120\]](#) for details) in establishing an XML stream from a client (user@a.exmaple) to a server (a.example) is as follows:

1. The client resolves the DNS domain name a.example.
2. The client opens a TCP connection to the resolved IP address.
3. The client sends an initial stream header to the server.

```
<stream:stream from='user@a.example' to='a.example'>
```

4. The server sends a response stream header to the client, asserting that it is a.example:

```
<stream:stream from='a.example' to='user@a.example'>
```

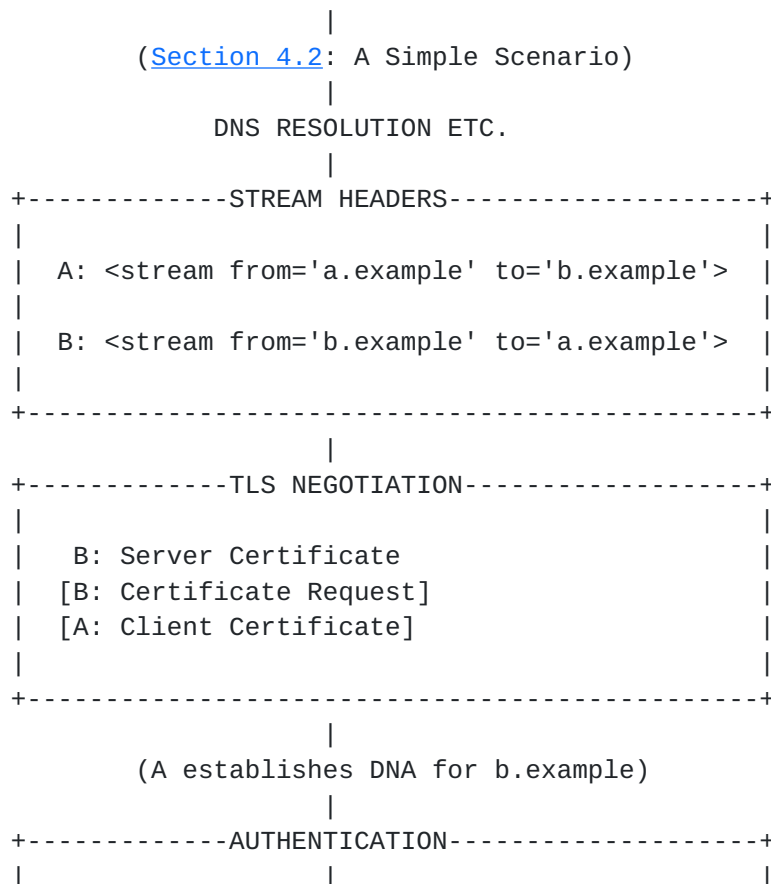

5. The parties attempt TLS negotiation, during which the XMPP server (acting as a TLS server) presents a PKIX certificate proving that it is a.example.
6. The client checks the PKIX certificate that the server provided; if the proof is consistent with the XMPP profile of the matching rules from [RFC6125], the client accepts that there is a strong domain name association between its stream to the target server and the DNS domain name of the XMPP service.

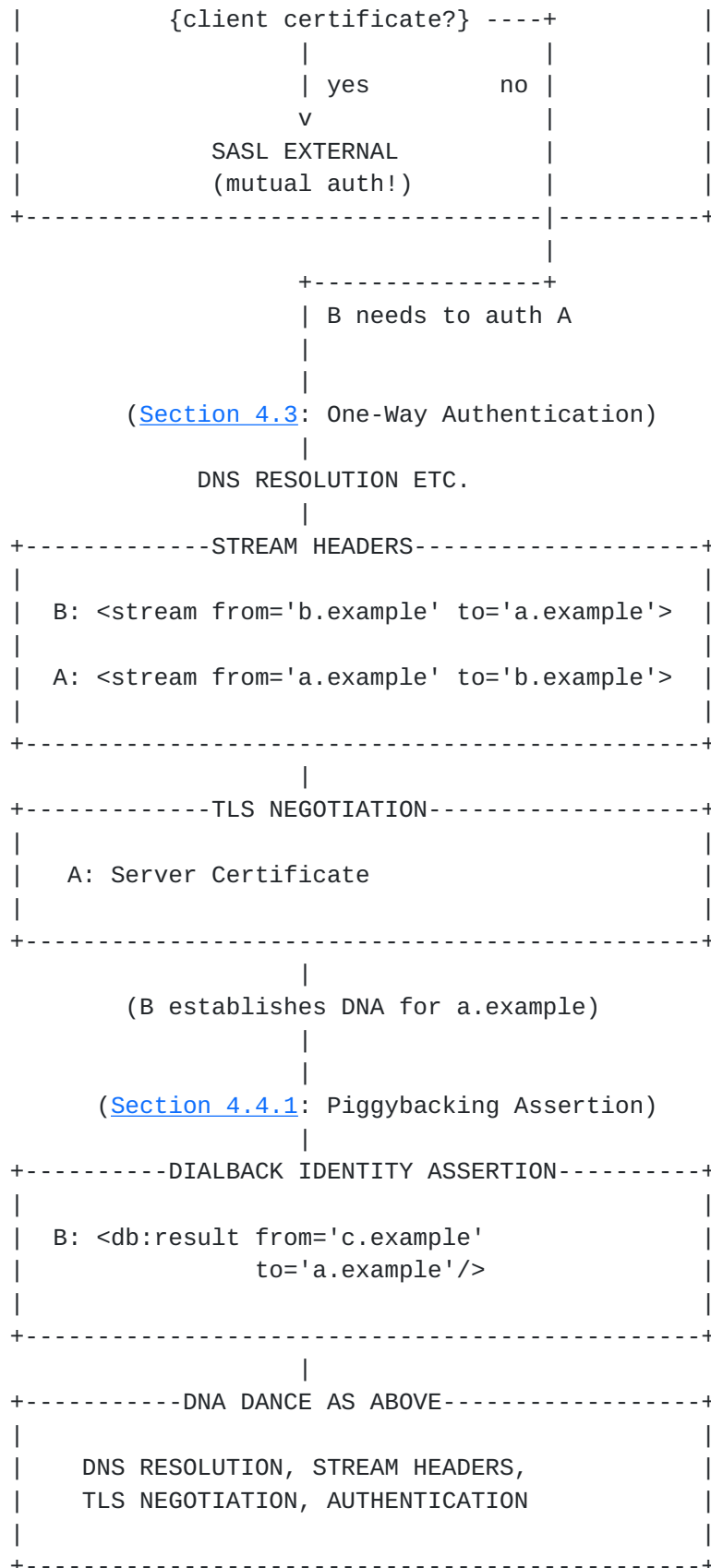
4. Server-to-Server (S2S) DNA

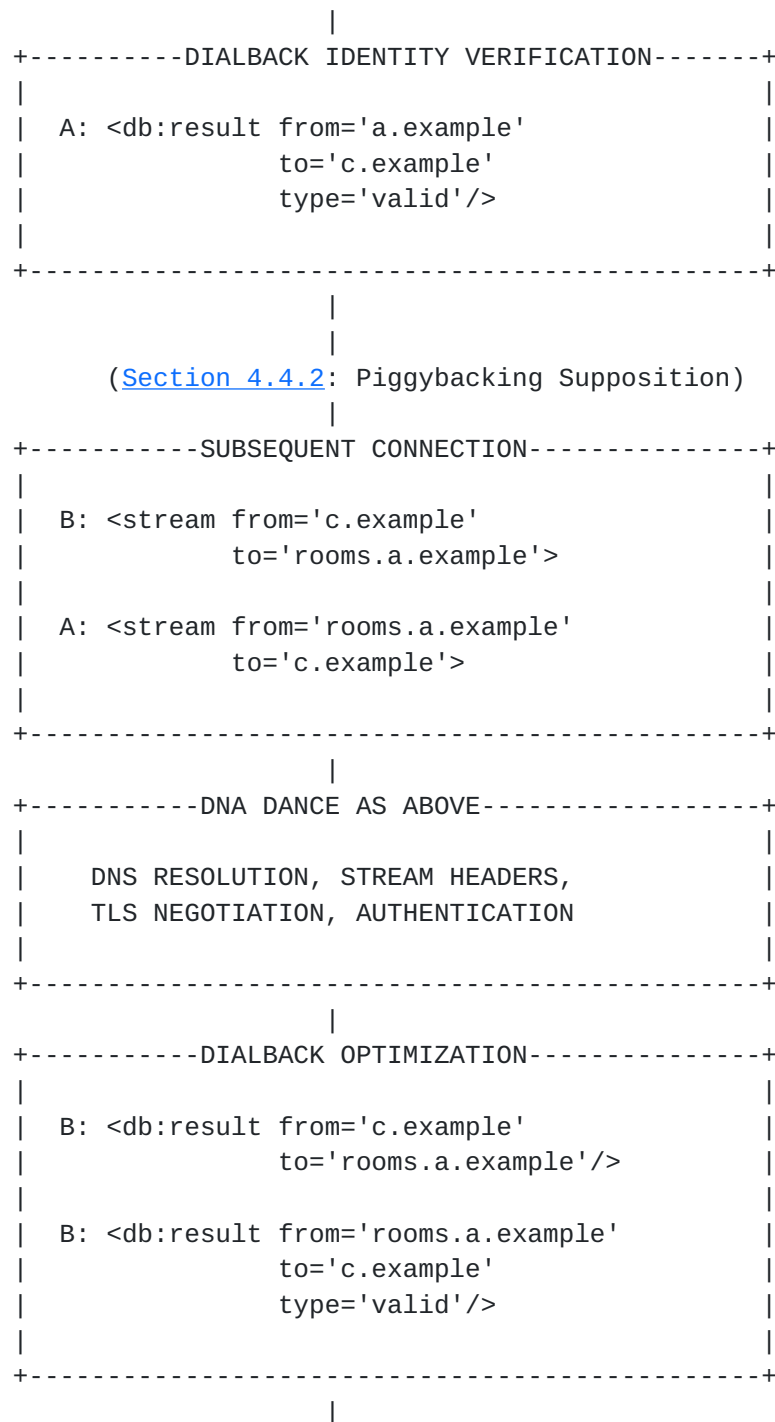
The server-to-server case is significantly more complex than the client-to-server case, and involves checking of domain name associations in both directions along with other "wrinkles" described in the following sections.

4.1. S2S Flow Chart

The following flow chart illustrates the protocol flow for establishing domain name associations between Server 1 and Server 2, as described in the remaining sections of this document.







4.2. A Simple S2S Scenario

To illustrate the problem, consider the simplified order of events (see [RFC6120] for details) in establishing an XML stream between Server 1 (a.example) and Server 2 (b.example):

1. Server 1 resolves the DNS domain name b.example.

2. Server 1 opens a TCP connection to the resolved IP address.
3. Server 1 sends an initial stream header to Server 2, asserting that it is a.example:

`<stream:stream from='a.example' to='b.example'>`
4. Server 2 sends a response stream header to Server 1, asserting that it is b.example:

`<stream:stream from='b.example' to='a.example'>`
5. The servers attempt TLS negotiation, during which Server 2 (acting as a TLS server) presents a PKIX certificate proving that it is b.example and Server 1 (acting as a TLS client) presents a PKIX certificate proving that it is a.example.
6. Server 1 checks the PKIX certificate that Server 2 provided and Server 2 checks the PKIX certificate that Server 1 provided; if these proofs are consistent with the XMPP profile of the matching rules from [\[RFC6125\]](#), each server accepts that there is a strong domain name association between its stream to the other party and the DNS domain name of the other party.

Several simplifying assumptions underlie the happy scenario just outlined:

- o Server 1 presents a PKIX certificate during TLS negotiation, which enables the parties to complete mutual authentication.
- o There are no additional domains associated with Server 1 and Server 2 (say, a subdomain rooms.a.example on Server 1 or a second domain c.example on Server 2).
- o The server administrators are able to obtain PKIX certificates in the first place.
- o The server administrators are running their own XMPP servers, rather than using hosting services.

Let's consider each of these "wrinkles" in turn.

[4.3.](#) One-Way Authentication

If Server 1 does not present its PKIX certificate during TLS negotiation (perhaps because it wishes to verify the identity of Server 2 before presenting its own credentials), Server 2 is unable to mutually authenticate Server 1. Therefore, Server 2 needs to

negotiate and authenticate a stream to Server 1, just as Server 1 has done:

1. Server 2 resolves the DNS domain name a.example.
2. Server 2 opens a TCP connection to the resolved IP address.
3. Server 2 sends an initial stream header to Server 1, asserting that it is b.example:

```
<stream:stream from='b.example' to='a.example'>
```

4. Server 1 sends a response stream header to Server 2, asserting that it is a.example:

```
<stream:stream from='a.example' to='b.example'>
```

5. The servers attempt TLS negotiation, during which Server 1 (acting as a TLS server) presents a PKIX certificate proving that it is a.example.
6. Server 2 checks the PKIX certificate that Server 1 provided; if it is consistent with the XMPP profile [[RFC6120](#)] of the matching rules from [[RFC6125](#)], Server 2 accepts that there is a strong domain name association between its stream to Server 1 and the DNS domain name a.example.

At this point the servers are using two TCP connections instead of one, which is somewhat wasteful. However, there are ways to tie the authentication achieved on the second TCP connection to the first TCP connection; see [[XEP-0288](#)] for further discussion.

[4.4.](#) Piggybacking

[4.4.1.](#) Assertion

Consider the common scenario in which Server 2 hosts not only b.example but also a second domain c.example (a "multi-tenanted" environment). If a user of Server 2 associated with c.example wishes to communicate with a friend at a.example, Server 2 needs to send XMPP stanzas from the domain c.example rather than b.example. Although Server 2 could open an new TCP connection and negotiate new XML streams for the domain pair of c.example and a.example, that too is wasteful. Server 2 already has a connection to a.example, so how can it assert that it would like to add a new domain pair to the existing connection?

The traditional method for doing so is the Server Dialback protocol, first specified in [\[RFC3920\]](#) and since moved to [\[XEP-0220\]](#). Here, Server 2 can send a `<db:result/>` element for the new domain pair over the existing stream.

```
<db:result from='c.example' to='a.example'>
  some-dialback-key
</db:result>
```

This element functions as Server 2's assertion that it is (also) `c.example`, and thus is functionally equivalent to the 'from' address of an initial stream header as previously described.

In response to this assertion, Server 1 needs to obtain some kind of proof that Server 2 really is also `c.example`. It can do the same thing that it did before:

1. Server 1 resolves the DNS domain name `c.example`.
2. Server 1 opens a TCP connection to the resolved IP address (which might be the same IP address as for `b.example`).
3. Server 1 sends an initial stream header to Server 2, asserting that it is `a.example`:

```
<stream:stream from='a.example' to='c.example'>
```

4. Server 2 sends a response stream header to Server 1, asserting that it is `c.example`:

```
<stream:stream from='c.example' to='a.example'>
```

5. The servers attempt TLS negotiation, during which Server 2 (acting as a TLS server) presents a PKIX certificate proving that it is `c.example`.
6. Server 1 checks the PKIX certificate that Server 2 provided; if it is consistent with the XMPP profile [\[RFC6120\]](#) of the matching rules from [\[RFC6125\]](#), Server 1 accepts that there is a strong domain name association between its stream to Server 2 and the DNS domain name `c.example`.

Now that Server 1 accepts the domain name association, it informs Server 2 of that fact:

```
<db:result from='a.example' to='c.example' type='valid'/>
```


The parties can then terminate the second connection, since it was used only for Server 1 to associate a stream over the same IP:port combination with the domain name c.example (the dialback key links the original stream to the new association).

4.4.2. Supposition

Piggybacking can also occur in the other direction. Consider the common scenario in which Server 1 provides XMPP services not only for a.example but also for a subdomain such as a groupchat service at rooms.a.example (see [\[XEP-0045\]](#)). If a user from c.example at Server 2 wishes to join a room on the groupchat service, Server 2 needs to send XMPP stanzas from the domain c.example to the domain rooms.a.example rather than a.example. Therefore, Server 2 needs to negotiate and authenticate a stream to rooms.a.example:

1. Server 2 resolves the DNS domain name rooms.a.example.
2. Server 2 opens a TCP connection to the resolved IP address.
3. Server 2 sends an initial stream header to Server 1 acting as rooms.a.example, asserting that it is b.example:


```
<stream:stream from='b.example' to='rooms.a.example'>
```
4. Server 1 sends a response stream header to Server 2, asserting that it is rooms.a.example:


```
<stream:stream from='rooms.a.example' to='b.example'>
```
5. The servers attempt TLS negotiation, during which Server 1 (acting as a TLS server) presents a PKIX certificate proving that it is rooms.a.example.
6. Server 2 checks the PKIX certificate that Server 1 provided; if it is consistent with the XMPP profile [\[RFC6120\]](#) of the matching rules from [\[RFC6125\]](#), Server 2 accepts that there is a strong domain name association between its stream to Server 1 and the DNS domain name rooms.a.example.

As before, the parties now have two TCP connections open. So that they can close the now-redundant connection, Server 2 sends a dialback key to Server 1 over the new connection.

```
<db:result from='c.example' to='rooms.a.example'>  
  some-dialback-key  
</db:result>
```


Server 1 then informs Server 2 that it accepts the domain name association:

```
<db:result from='rooms.a.example' to='c.example' type='valid'/>
```

Server 2 can now close the connection over which it tested the domain name association for rooms.a.example.

5. Alternative Proofypes

The foregoing protocol flows assumed that domain name associations were proved using the standard PKI proofype specified in [RFC6120]: that is, the server's proof consists of a PKIX certificate that is checked according to the XMPP profile [RFC6120] of the matching rules from [RFC6125], the client's verification material is obtained out of band in the form of a trusted root, and secure DNS is not necessary.

However, sometimes XMPP server administrators are unable or unwilling to obtain valid PKIX certificates for their servers. As one example, in order to issue a PKIX certificate a certification authority (CA) might try to send email messages to authoritative mailbox names [RFC2142], but the administrator of a subsidiary service such as im.cs.podunk.example cannot receive email sent to mailto:hostmaster@podunk.example. As another example, a hosting provider such as hosting.example.net might not want to take on the liability of holding the certificate and private key for a tenant such as example.com (or the tenant might not want the hosting provider to hold its certificate and private key). In these circumstances, proofypes other than PKIX are desirable. As described below, two alternatives have been defined so far: DNS-Based Authentication of Named Entities (DANE) and PKIX Over Secure HTTP (POSH).

5.1. DANE

In the DANE proofype, the server's proof consists of either a service certificate or domain-issued certificate (TLSA usage PKIX-EE or DANE-EE, see [RFC6698] and [RFC7218]) that is compared as an exact match or a hash of either the SubjectPublicKeyInfo or the full certificate, and the client's verification material is obtained via secure DNS.

The DANE proofype makes use of the DNS-Based Authentication of Named Entities [RFC6698], specifically the use of DANE with DNS SRV records [I-D.ietf-dane-srv]. For XMPP purposes, the following rules apply:

- o If there is no SRV resource record, pursue the fallback methods described in [RFC6120].

- o Use the 'to' address of the initial stream header to determine the domain name of the TLS client's reference identifier (since use of the TLS Server Name Indication is purely discretionary in XMPP, as mentioned in [[RFC6120](#)]).

5.2. POSH

In the POSH prooftype, the server's proof consists of a PKIX certificate that is checked according to the rules from [[RFC6120](#)] and [[RFC6125](#)], the client's verification material is obtained by retrieving the PKIX certificate over HTTPS at a well-known URI [[RFC5785](#)], and secure DNS is not necessary since the HTTPS retrieval mechanism relies on the chain of trust from the public key infrastructure.

POSH is defined in [[I-D.ietf-xmpp-posh](#)]. For XMPP purposes, the well-known URIs [[RFC5785](#)] to be used are:

- o `"/.well-known/posh._xmpp-client._tcp.json"` for client-to-server connections
- o `"/.well-known/posh._xmpp-server._tcp.json"` for server-to-server connections

6. Secure Delegation and Multi-Tenancy

One common method for deploying XMPP services is multi-tenancy: e.g., the XMPP service for `example.com` is actually hosted at `hosting.example.net`. Such an arrangement is relatively convenient in XMPP given the use of DNS SRV records [[RFC2782](#)], such as the following delegation from `example.com` to `hosting.example.net`:

```
_xmpp-server._tcp.example.com. 0 IN SRV 0 0 5269 hosting.example.net
```

Secure connections with multi-tenancy can work using the PKIX prooftype on a small scale if the provider itself wishes to host several domains (e.g., several related domains such as `jabber-de.example` and `jabber-ch.example`). However, in practice the security of multi-tenancy has been found to be unwieldy when the provider hosts large numbers of XMPP services on behalf of multiple tenants (see [[I-D.ietf-xmpp-posh](#)] for a detailed description). Typically there are two main reasons for this state of affairs: the service provider (say, `hosting.example.net`) wishes to limit its liability and therefore does not wish to hold the certificate and private key for the tenant (say, `example.com`) and the tenant wishes to improve the security of the service and therefore does not wish to share its certificate and private key with service provider. As a result, server-to-server communications to `example.com` go unencrypted or the

communications are TLS-encrypted but the certificates are not checked (which is functionally equivalent to a connection using an anonymous key exchange). This is also true of client-to-server communications, forcing end users to override certificate warnings or configure their clients to accept certificates for hosting.example.net instead of example.com. The fundamental problem here is that if DNSSEC is not used then the act of delegation via DNS SRV records is inherently insecure.

The specification for use of SRV records with DANE [[I-D.ietf-dane-srv](#)] explains how to use DNSSEC for secure delegation with the DANE prooftype, and the POSH specification [[I-D.ietf-xmpp-posh](#)] explains how to use HTTPS redirects for secure delegation with the POSH prooftype.

7. Prooftype Model

In general, a domain name association (DNA) prooftype conforms to the following definition:

prooftype: A mechanism for proving an association between a domain name and an XML stream, where the mechanism defines (1) the nature of the server's proof, (2) the matching rules for comparing the client's verification material against the server's proof, (3) how the client obtains its verification material, and (4) whether the mechanism depends on secure DNS.

The PKIX, DANE, and POSH prooftypes adhere to this model. In addition, other prooftypes are possible (examples might include PGP keys rather than PKIX certificates, or a token mechanism such as Kerberos or OAuth).

Some prooftypes depend on (or are enhanced by) secure DNS and thus also need to describe how they ensure secure delegation.

8. IANA Considerations

The POSH specification [[I-D.ietf-xmpp-posh](#)] provides guidelines for registering the well-known URIs [[RFC5785](#)] of protocols that make use of POSH. This specification registers two such URIs, for which the completed registration templates follow.

8.1. Well-Known URI for xmpp-client Service

This specification registers the well-known URI "posh._xmpp-client._tcp.json" in the Well-Known URI Registry as defined by [[RFC5785](#)].

URI suffix: posh._xmpp-client._tcp.json

Change controller: IETF

Specification document(s): [[this document]]

8.2. Well-Known URI for xmpp-server Service

This specification registers the well-known URI "posh._xmpp-server._tcp.json" in the Well-Known URI Registry as defined by [\[RFC5785\]](#).

URI suffix: posh._xmpp-server._tcp.json

Change controller: IETF

Specification document(s): [[this document]]

9. Security Considerations

This document supplements but does not supersede the security considerations of [\[RFC6120\]](#) and [\[RFC6125\]](#). Relevant security considerations can also be found in [\[I-D.ietf-dane-srv\]](#) and [\[I-D.ietf-xmpp-posh\]](#).

10. References

10.1. Normative References

- [I-D.ietf-dane-srv]
Finch, T., Miller, M., and P. Saint-Andre, "Using DNS-Based Authentication of Named Entities (DANE) TLSA records with SRV and MX records.", [draft-ietf-dane-srv-07](#) (work in progress), July 2014.
- [I-D.ietf-xmpp-posh]
Miller, M. and P. Saint-Andre, "PKIX over Secure HTTP (POSH)", [draft-ietf-xmpp-posh-02](#) (work in progress), October 2014.
- [RFC1034] Mockapetris, P., "Domain names - concepts and facilities", STD 13, [RFC 1034](#), November 1987.
- [RFC1035] Mockapetris, P., "Domain names - implementation and specification", STD 13, [RFC 1035](#), November 1987.

- [RFC2782] Gulbrandsen, A., Vixie, P., and L. Esibov, "A DNS RR for specifying the location of services (DNS SRV)", [RFC 2782](#), February 2000.
- [RFC4033] Arends, R., Austein, R., Larson, M., Massey, D., and S. Rose, "DNS Security Introduction and Requirements", [RFC 4033](#), May 2005.
- [RFC4949] Shirey, R., "Internet Security Glossary, Version 2", [RFC 4949](#), August 2007.
- [RFC5280] Cooper, D., Santesson, S., Farrell, S., Boeyen, S., Housley, R., and W. Polk, "Internet X.509 Public Key Infrastructure Certificate and Certificate Revocation List (CRL) Profile", [RFC 5280](#), May 2008.
- [RFC5785] Nottingham, M. and E. Hammer-Lahav, "Defining Well-Known Uniform Resource Identifiers (URIs)", [RFC 5785](#), April 2010.
- [RFC6120] Saint-Andre, P., "Extensible Messaging and Presence Protocol (XMPP): Core", [RFC 6120](#), March 2011.
- [RFC6125] Saint-Andre, P. and J. Hodges, "Representation and Verification of Domain-Based Application Service Identity within Internet Public Key Infrastructure Using X.509 (PKIX) Certificates in the Context of Transport Layer Security (TLS)", [RFC 6125](#), March 2011.
- [RFC6698] Hoffman, P. and J. Schlyter, "The DNS-Based Authentication of Named Entities (DANE) Transport Layer Security (TLS) Protocol: TLSA", [RFC 6698](#), August 2012.
- [RFC7218] Gudmundsson, O., "Adding Acronyms to Simplify Conversations about DNS-Based Authentication of Named Entities (DANE)", [RFC 7218](#), April 2014.
- [XEP-0220] Miller, J., Saint-Andre, P., and P. Hancke, "Server Dialback", XSF XEP 0220, September 2013.

[10.2.](#) Informative References

- [RFC2142] Crocker, D., "MAILBOX NAMES FOR COMMON SERVICES, ROLES AND FUNCTIONS", [RFC 2142](#), May 1997.
- [RFC3920] Saint-Andre, P., Ed., "Extensible Messaging and Presence Protocol (XMPP): Core", [RFC 3920](#), October 2004.

[XEP-0045]

Saint-Andre, P., "Multi-User Chat", XSF XEP 0045, February 2012.

[XEP-0288]

Hancke, P. and D. Cridland, "Bidirectional Server-to-Server Connections", XSF XEP 0288, September 2013.

Appendix A. Acknowledgements

Thanks to Philipp Hancke for his feedback.

Authors' Addresses

Peter Saint-Andre
&yet

Email: peter@andyet.com
URI: <https://andyet.com/>

Matthew Miller
Cisco Systems, Inc.
1899 Wynkoop Street, Suite 600
Denver, CO 80202
USA

Email: mamille2@cisco.com

