

SAM Research Group
Internet-Draft
Intended status: Experimental
Expires: March 30, 2014

M. Waehlich
link-lab & FU Berlin
T. Schmidt
HAW Hamburg
S. Venaas
cisco Systems
September 26, 2013

A Common API for Transparent Hybrid Multicast
draft-irtf-samrg-common-api-09

Abstract

Group communication services exist in a large variety of flavors and technical implementations at different protocol layers. Multicast data distribution is most efficiently performed on the lowest available layer, but a heterogeneous deployment status of multicast technologies throughout the Internet requires an adaptive service binding at runtime. Today, it is difficult to write an application that runs everywhere and at the same time makes use of the most efficient multicast service available in the network. Facing robustness requirements, developers are frequently forced to use a stable, upper layer protocol provided by the application itself. This document describes a common multicast API that is suitable for transparent communication in underlay and overlay, and grants access to the different multicast flavors. It proposes an abstract naming by multicast URIs and discusses mapping mechanisms between different namespaces and distribution technologies. Additionally, this document describes the application of this API for building gateways that interconnect current multicast domains throughout the Internet. It reports on an implementation of the programming interface, including a service middleware. This document is a product of the Scalable Adaptive Multicast (SAM) Research Group.

Status of This Memo

This Internet-Draft is submitted in full conformance with the provisions of [BCP 78](#) and [BCP 79](#).

Internet-Drafts are working documents of the Internet Engineering Task Force (IETF). Note that other groups may also distribute working documents as Internet-Drafts. The list of current Internet-Drafts is at <http://datatracker.ietf.org/drafts/current/>.

Internet-Drafts are draft documents valid for a maximum of six months and may be updated, replaced, or obsoleted by other documents at any time. It is inappropriate to use Internet-Drafts as reference material or to cite them other than as "work in progress."

This Internet-Draft will expire on March 30, 2014.

Copyright Notice

Copyright (c) 2013 IETF Trust and the persons identified as the document authors. All rights reserved.

This document is subject to [BCP 78](#) and the IETF Trust's Legal Provisions Relating to IETF Documents (<http://trustee.ietf.org/license-info>) in effect on the date of publication of this document. Please review these documents carefully, as they describe your rights and restrictions with respect to this document. Code Components extracted from this document must include Simplified BSD License text as described in Section 4.e of the Trust Legal Provisions and are provided without warranty as described in the Simplified BSD License.

Table of Contents

1.	Introduction	4
1.1.	Use Cases for the Common API	5
1.2.	Illustrative Examples	6
1.2.1.	Support of Multiple Underlying Technologies	6
1.2.2.	Support of Multi-Resolution Multicast	8
2.	Terminology	9
3.	Overview	9
3.1.	Objectives and Reference Scenarios	10
3.2.	Group Communication API and Protocol Stack	11
3.3.	Naming and Addressing	13
3.4.	Namespaces	13
3.5.	Name-to-Address Mapping	14
3.5.1.	Canonical Mapping	14
3.5.2.	Mapping at End Points	15
3.5.3.	Mapping at Inter-domain Multicast Gateways	15
3.6.	A Note on Explicit Multicast (XCAST)	15
3.7.	MTU Handling	15
4.	Common Multicast API	16
4.1.	Notation	16
4.2.	URI Scheme Definition	17
4.2.1.	Syntax	17
4.2.2.	Semantic	17
4.2.3.	Generic Namespaces	18
4.2.4.	Application-centric Namespaces	19

4.2.5.	Future Namespaces	19
4.3.	Additional Abstract Data Types	19
4.3.1.	Interface	19
4.3.2.	Membership Events	20
4.4.	Group Management Calls	20
4.4.1.	Create	20
4.4.2.	Delete	21
4.4.3.	Join	21
4.4.4.	Leave	21
4.4.5.	Source Register	22
4.4.6.	Source Deregister	22
4.5.	Send and Receive Calls	23
4.5.1.	Send	23
4.5.2.	Receive	23
4.6.	Socket Options	24
4.6.1.	Get Interfaces	24
4.6.2.	Add Interface	24
4.6.3.	Delete Interface	25
4.6.4.	Set TTL	25
4.6.5.	Get TTL	25
4.6.6.	Atomic Message Size	26
4.7.	Service Calls	26
4.7.1.	Group Set	26
4.7.2.	Neighbor Set	26
4.7.3.	Children Set	27
4.7.4.	Parent Set	27
4.7.5.	Designated Host	28
4.7.6.	Enable Membership Events	28
4.7.7.	Disable Membership Events	28
4.7.8.	Maximum Message Size	29
5.	Implementation	29
6.	IANA Considerations	29
7.	Security Considerations	30
8.	Acknowledgements	30
9.	References	30
9.1.	Normative References	31
9.2.	Informative References	32
Appendix A.	C Signatures	33
Appendix B.	Use Case for the API	35
Appendix C.	Deployment Use Cases for Hybrid Multicast	37
C.1.	DVMRP	37
C.2.	PIM-SM	37
C.3.	PIM-SSM	38
C.4.	BIDIR-PIM	39
Appendix D.	Change Log	39
Authors' Addresses	42

1. Introduction

Currently, group application programmers need to make the choice of the distribution technology that the application will require at runtime. There is no common communication interface that abstracts multicast transmission and subscriptions from the deployment state at runtime, nor has been the use of DNS for group addresses established. The standard multicast socket options [[RFC3493](#)] [[RFC3678](#)] are bound to an IP version by not distinguishing between naming and addressing of multicast identifiers. Group communication, however, is commonly implemented in different flavors such as any source (ASM) vs. source specific multicast (SSM), on different layers (e.g., IP vs. application layer multicast), and may be based on different technologies on the same tier as with IPv4 vs. IPv6. The objective of this document is to provide for programmers a universal access to group services.

Multicast application development should be decoupled of technological deployment throughout the infrastructure. It requires a common multicast API that offers calls to transmit and receive multicast data independent of the supporting layer and the underlying technological details. For inter-technology transmissions, a consistent view on multicast states is needed as well. This document describes an abstract group communication API and core functions necessary for transparent operations. Specific implementation guidelines with respect to operating systems or programming languages are out of scope of this document.

In contrast to the standard multicast socket interface, the API introduced in this document abstracts naming from addressing. Using a multicast address in the current socket API predefines the corresponding routing layer. In this specification, the multicast name used for joining a group denotes an application layer data stream that is identified by a multicast URI, independent of its binding to a specific distribution technology. Such a group name can be mapped to variable routing identifiers.

The aim of this common API is twofold:

- o Enable any application programmer to implement group-oriented data communication independent of the underlying delivery mechanisms. In particular, allow for a late binding of group applications to multicast technologies that makes applications efficient, but robust with respect to deployment aspects.
- o Allow for a flexible namespace support in group addressing and thereby separate naming and addressing resp. routing schemes from the application design. This abstraction does not only decouple

programs from specific aspects of underlying protocols, but it may open application design to extend to specifically flavored group services.

Multicast technologies may be of various peer-to-peer kinds, IPv4 or IPv6 network layer multicast, or implemented by some other application service. Corresponding namespaces may be IP addresses or DNS naming, overlay hashes, or other application layer group identifiers like <sip:*@peanuts.org>, but they can also be names independently defined by the applications. Common namespaces are introduced later in this document but follow an open concept suitable for further extensions.

This document also discusses mapping mechanisms between different namespaces and forwarding technologies and proposes expressions of defaults for an intended binding. Additionally, the multicast API provides internal interfaces to access current multicast states at the host. Multiple multicast protocols may run in parallel on a single host. These protocols may interact to provide a gateway function that bridges data between different domains. The usage of this API at gateways operating between current multicast instances throughout the Internet is described as well. Finally, a report on an implementation of the programming interface, including a service middleware, is presented.

This document represents the consensus of the SAM Research Group. It has been reviewed by the Research Group members active in the specific area of work. In addition, this document has been comprehensively reviewed by people who are not "in" the Research Group but are experts in the area.

1.1. Use Cases for the Common API

The following generic use cases can be identified that require an abstract common API for multicast services:

Application Programming Independent of Technologies: Application programmers are provided with group primitives that remain independent of multicast technologies and their deployment in target domains. They are thus enabled to develop programs once that run in every deployment scenario. The use of Group Names in the form of abstract meta data types allows applications to remain namespace-agnostic in the sense that the resolution of namespaces and name-to-address mappings may be delegated to a system service at runtime. Thereby, the complexity is minimized as developers need not care about how data is distributed in groups, while system service can take advantage of extended information of the network environment as acquired at startup.

Global Identification of Groups: Groups can be identified independent of technological instantiations and beyond deployment domains. Taking advantage of the abstract naming, an application is thus enabled to match data received from different Interface technologies (e.g., IPv4, IPv6, and overlays) to belong to the same group. This not only increases flexibility - an application may for instance combine heterogeneous multipath streams - but also simplifies the design and implementation of gateways.

Uniform Access to Multicast Flavors: The URI naming scheme uniformly supports different flavors of group communication such as any source and source specific multicast, and selective broadcast, independent of their service instantiation. The traditional SSM model, for instance, can experience manifold support, either by directly mapping the multicast URI (i.e., "group@instantiation") to an (S,G) state on the IP layer, or by first resolving S for a subsequent group address query, or by transferring this process to any of the various source specific overlay schemes, or by delegating to a plain replication server. The application programmer can invoke any of these underlying mechanisms with the same line of code.

Simplified Service Deployment through Generic Gateways: The common multicast API allows for an implementation of abstract gateway functions with mappings to specific technologies residing at a system level. Generic gateways may provide a simple bridging service and facilitate an inter-domain deployment of multicast.

Mobility-agnostic Group Communication: Group naming and management as foreseen in the common multicast API remain independent of locators. Naturally, applications stay unaware of any mobility-related address changes. Handover-initiated re-addressing is delegated to the mapping services at the system level and may be designed to smoothly interact with mobility management solutions provided at the network or transport layer (see [[RFC5757](#)] for mobility-related aspects).

1.2. Illustrative Examples

1.2.1. Support of Multiple Underlying Technologies

On a very high-level, the common multicast API provides the application programmer with one single interface to manage multicast content independent of the technology underneath. Considering the following simple example in Figure 1, a multicast source S is connected via IPv4 and IPv6. It distributes one flow of multicast content (e.g., a movie). Receivers are connected via IPv4/v6 and overlay multicast, respectively.

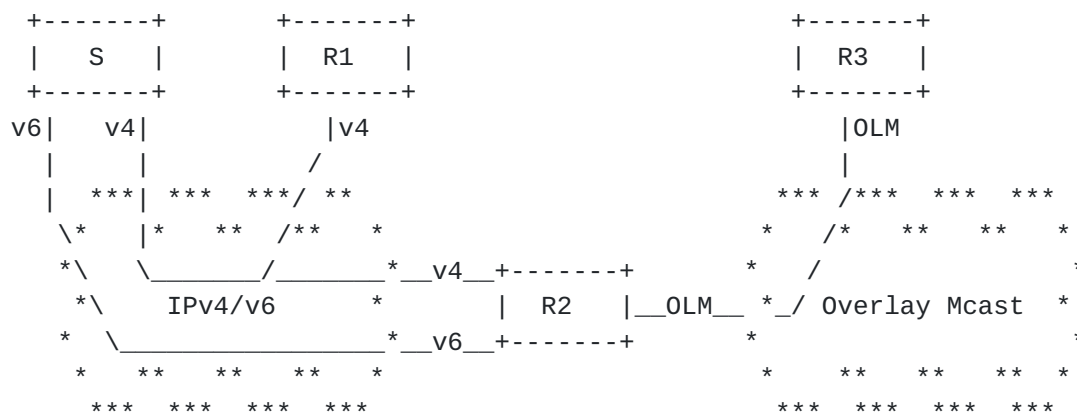


Figure 1: Common scenario: Source S sends the same multicast content via different technologies

Using the current BSD socket API, the application programmer needs to decide on the IP technologies at coding time. Additional distribution techniques, such as overlay multicast, must be individually integrated into the application. For each technology, the application programmer needs to create a separate socket and initiate a dedicated join or send. As the current socket API does not distinguish between group name and group address, the content will be delivered multiple times to the same receiver (cf., R2). Whenever the source distributes content via a technology that is not supported by the receivers or its Internet Service Provider (cf., R3), a gateway is required. Gateway functions rely on a coherent view of the multicast group states.

The common multicast API simplifies programming of multicast applications as it abstracts content distribution from specific technologies. In addition to calls that implement receiving and sending of multicast data, the API provides service calls to grant access to internal multicast states at the host. The API description in this document defines a minimal set of programming interfaces to the system components at the host to operate group communication. It is left to specific implementations to provide additional convenience functions for programmers.

The implementation of content distribution for the example shown in Figure 1 may then look like:

```

//Initialize multicast socket
MulticastSocket m = new MulticastSocket();
//Associate all available interfaces
m.addInterface(getInterfaces());
//Subscribe to multicast group
m.join(URI("ham:opaque:news@cnn.com"));

```



```
//Send to multicast group
m.send(URI("ham:opaque:news@cnn.com"),message);
```

Send/receive example using the common multicast API

The gateway function for R2 can be implemented by service calls that look like:

```
//Initialize multicast socket
MulticastSocket m = new MulticastSocket();
//Check (a) host is designated multicast node for this interface
//      (b) receivers exist
for all this.getInterfaces() {
    if(designatedHost(this.interface) &&
        childrenSet(this.interface,
            URI("ham:opaque:news@cnn.com")) != NULL) {
        m.addInterface(this.interface);
    }
}
while(true) {
    m.send(URI("ham:opaque:news@cnn.com"),message);
}
```

Gateway example using the common multicast API

1.2.2. Support of Multi-Resolution Multicast

Multi-resolution multicast adjusts the multicast stream to consider heterogeneous end devices. The multicast data (e.g., available by different compression levels) is typically announced using multiple multicast addresses that are unrelated to each other. Using the common API, multi-resolution multicast can be implemented transparently by an operator with the help of Name-to-Address mapping, or by systematic naming in a subscriber-centric perspective.

Operator-Centric: An operator deploys a domain-specific mapping. In this case, any multicast receiver (e.g., mobile or DSL user) subscribes to the same multicast name, which will be resolved locally to different multicast addresses. In this case, each Group Address describes a different level of data quality.

Subscriber-Centric: In a subscriber-centric example, the multicast receiver chooses the quality in advance, based on a predefined naming syntax. Consider a layered video stream "blockbuster" available at different qualities Q_i , each of which consists of the base layer plus the sum of EL_j , $j \leq i$ enhancement layers. Each individual layer may then be accessible by a name " $EL_j.Q_i.blockbuster$ ", $j \leq i$, while a specific quality

aggregates the corresponding layers to "Q_i.blockbuster", and the full-size movie may be just called "blockbuster".

2. Terminology

This document uses the terminology as defined for the multicast protocols [[RFC2710](#)], [[RFC3376](#)], [[RFC3810](#)], [[RFC4601](#)], [[RFC4604](#)]. In addition, the following terms will be used.

Group Address: A Group Address is a routing identifier. It represents a technological specifier and thus reflects the distribution technology in use. Multicast packet forwarding is based on this address.

Group Name: A Group Name is an application identifier used by applications to manage communication in a multicast group (e.g., join/leave and send/receive). The Group Name does not predefine any distribution technologies. Even if it syntactically corresponds to an address, it solely represents a logical identifier.

Multicast Namespace: A Multicast Namespace is a collection of designators (i.e., names or addresses) for groups that share a common syntax. Typical instances of namespaces are IPv4 or IPv6 multicast addresses, overlay group IDs, group names defined on the application layer (e.g., SIP or email), or some human readable string.

Interface: An Interface is a forwarding instance of a distribution technology on a given node. For example, the IP Interface 192.168.1.1 at an IPv4 host, or an overlay routing interface.

Multicast Domain: A Multicast Domain hosts nodes and routers of a common, single multicast forwarding technology and is bound to a single namespace.

Inter-domain Multicast Gateway (IMG): An Inter-domain Multicast Gateway (IMG) is an entity that interconnects different Multicast Domains. Its objective is to forward data between these domains, e.g., between an IP layer and overlay multicast.

3. Overview

3.1. Objectives and Reference Scenarios

The default use case addressed in this document targets at applications that participate in a group by using some common identifier taken from some common namespace. This Group Name is typically learned at runtime from user interaction like the selection of an IPTV channel, from dynamic session negotiations like in the Session Initiation Protocol (SIP) [RFC3261] or P2PSIP [I-D.ietf-p2psip-sip], but may as well have been predefined for an application as a common Group Name. Technology-specific system functions then transparently map the Group Name to Group Addresses such that

- o programmers are enabled to process group names in their programs without the need to consider technological mappings that relate to designated deployments in target domains;
- o applications are enabled to identify packets that belong to a logically named group, independent of the Interface technology used for sending and receiving packets. The latter shall also hold for multicast gateways.

This document considers two reference scenarios that cover the following hybrid deployment cases displayed in Figure 2:

1. Multicast Domains running the same multicast technology but remaining isolated, possibly only connected by network layer unicast.
2. Multicast Domains running different multicast technologies but hosting nodes that are members of the same multicast group.

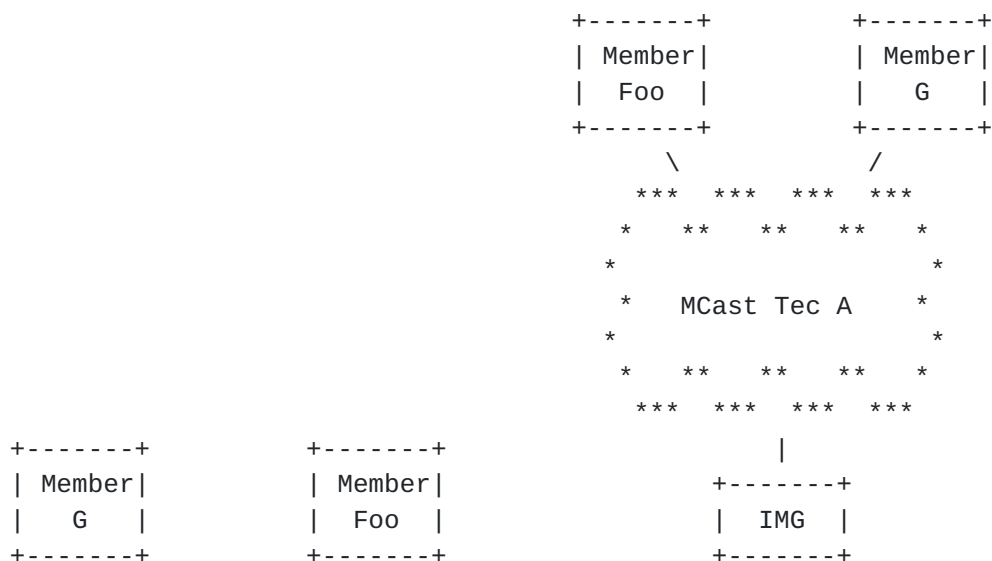




Figure 2: Reference scenarios for hybrid multicast, interconnecting group members from isolated homogeneous and heterogeneous domains.

3.2. Group Communication API and Protocol Stack

The group communication API abstracts the socket concept and consists of four parts. Two parts combine the essential communication functions, while the remaining two offer optional extensions for an enhanced monitoring and management:

Group Management Calls provide the minimal API to instantiate an abstract multicast socket and to manage group membership;

Send/Receive Calls provide the minimal API to send and receive multicast data in a technology-transparent fashion;

Socket Options provide extension calls for an explicit configuration of the multicast socket such as setting hop limits or associated Interfaces;

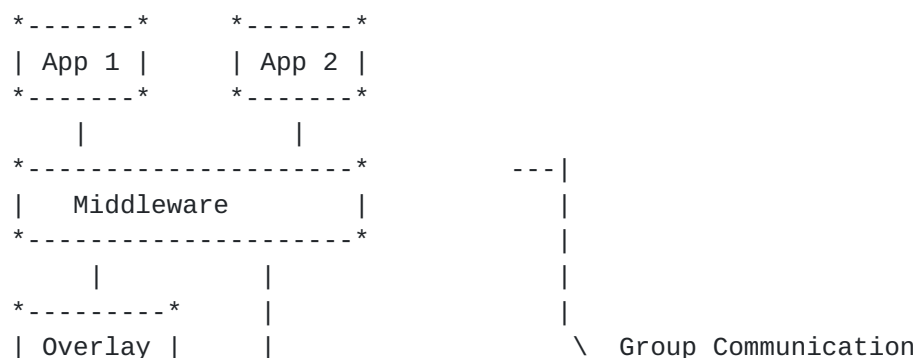
Service Calls provide extension calls that grant access to internal multicast states of an Interface such as the multicast groups under subscription or the multicast forwarding information base.

Multicast applications that use the common API require assistance by a group communication stack. This protocol stack serves two needs:

- o It provides system-level support to transfer the abstract functions of the common API, including namespace support, into protocol operations at Interfaces;
- o It provides group communication services across different multicast technologies at the local host.

A general initiation of a multicast communication in this setting proceeds as follows:

1. An application opens an abstract multicast socket;



3.4. Namespaces

Namespace identifiers in URIs are placed in the scheme element and characterize syntax and semantic of the group identifier. They enable the use of convenience functions and high-level data types while processing URIs. When used in names, they may indicate an application context, or facilitate a default mapping and a recovery of names from addresses. They characterize its type, when used in addresses.

Compliant to the URI concept, namespace-schemes can be added. Examples of schemes are generic (see [Section 4.2.3](#)) or inherited from applications (see [Section 4.2.4](#)).

3.5. Name-to-Address Mapping

The multicast communication paradigm requires all group members to subscribe to the same Group Name, taken from a common Multicast Namespace, and thereby to identify the group in a technology-agnostic way. Following this common API, a sender correspondingly registers a Group Name prior to transmission.

At communication end points, Group Names require a mapping to Group Addresses prior to service instantiation at its Interface(s). Similarly, a mapping is needed at gateways to translate between Group Addresses from different namespaces consistently. Two requirements need to be met by a mapping function that translates between Multicast Names and Addresses.

- a. For a given Group Name, identify an Address that is appropriate for a local distribution instance.
- b. For a given Group Address, invert the mapping to recover the Group Name.

In general, mappings can be complex and do not need to be invertible. A mapping can be realized by embedding smaller namespaces into larger, or by selecting an arbitrary, unused ID in a smaller target namespace. For example, it is not obvious how to map a large identifier space (e.g., IPv6) to a smaller, collision-prone set like IPv4 (see [[I-D.venaas-behave-v4v6mc-framework](#)], [[I-D.venaas-behave-mcast46](#)], [[RFC6219](#)]). Mapping functions can be stateless in some contexts, but may require states in others. The application of such functions depends on the cardinality of the namespaces, the structure of address spaces, and possible address collisions. However, some namespaces facilitate a canonical, invertible transformation to default address spaces.

3.5.1. Canonical Mapping

Some Multicast Namespaces defined in [Section 3.4](#) can express a canonical default mapping. For example, `ham:ip:224.1.2.3:5000` indicates the correspondence to 224.1.2.3 in the default IPv4 multicast address space at port 5000. This default mapping is bound to a technology and may not always be applicable, e.g., in the case of address collisions. Note that under canonical mapping, the multicast URI can be completely recovered from any data message received within this group.

[3.5.2.](#) Mapping at End Points

Multicast listeners or senders require a Name-to-Address conversion for all technologies they actively run in a group. Even though a mapping applies to the local Multicast Domain only, end points may need to learn a valid Group Address from neighboring nodes, e.g., from a gateway in the collision-prone IPv4 domain. Once set, an end point will always be aware of the Name-to-Address correspondence and thus can autonomously invert the mapping.

[3.5.3.](#) Mapping at Inter-domain Multicast Gateways

Multicast data may arrive at an IMG in one technology, requesting the gateway to re-address packets for another distribution system. At initial arrival, the IMG may not have explicit knowledge of the corresponding Multicast Group Name. To perform a consistent mapping, the group name needs to be acquired. It may have been distributed at source registration, or may have been learned from a neighboring node, details of which are beyond the scope of this document.

[3.6.](#) A Note on Explicit Multicast (XCAST)

In Explicit Multicast (XCAST) [[RFC5058](#)], the multicast source explicitly pre-defines the receivers. From a conceptual perspective, XCAST is an additional distribution technology (i.e., a new technology-specific interface) for this API. XCAST requires aggregated knowledge of receivers that is available at the origin of the distribution tree. The instantiation part of the Group Name may refer to such a management instance and tree root, which can be the source or some co-located processor.

An implementation of XCAST then requires a topology-dependent mapping of the Group Name to the set of subscribers. Defining details of this multi-destination mapping is out of scope of this document.

[3.7.](#) MTU Handling

This API considers a multi-technology scenario, in which different technologies may have different Maximum Transmission Unit (MTU)

sizes. Even if the MTU size between two hosts has been determined, it may change over time either initiated by the network (e.g., path changes) or by end hosts (e.g., interface change due to mobility).

The design of this API is based on the objective of robust communication and easy application development. The MTU handling and the placement of fragmentation is thus guided by the following observations.

Application Application programmers need a simple way to transmit packets in a technology-agnostic fashion. For this, it is convenient at the time of coding to rely on a transparent maximum amount of data that can be sent in one message from a socket. A regular program flow should not be distracted by querying and changing MTU sizes. Technically, the configuration of the maximum message size used by the application programmer may change and disrupt communication, when (a) interfaces will be added or excluded, or (b) the path MTU changes during transmission and thus disables the corresponding interfaces.

Middleware A middleware situated between application and technology interfaces ensures a general ability of packet handling, which prevents the application programmer to implement fragmentation. A uniform maximum message size shall be guaranteed by the group communication stack (e.g., middleware), which is not allowed to change during runtime. The latter would conflict with a technology-agnostic development.

Technology Interfaces Fragmentation requirements depends on the technology in use. Hence, the (technology-bound) interfaces need to copel with MTU sizes that may vary among interfaces and along different paths.

The concept of this API also aims at guaranteeing a maximum message size for the application programmer, thereby to handle fragmentation at the interface level, if needed. Nevertheless, the application programmer should be able to determine the technology-specific atomic message size to optimize data distribution or for other reasons.

The uniform maximum message size should take realistic values (e.g., following IP clients) to enable smooth and efficient services. A detailed selection scheme of MTU values is out of scope of this document.

4. Common Multicast API

4.1. Notation

The following description of the common multicast API is expressed in pseudo syntax. Variables that are passed to function calls are declared by "in", return values are declared by "out". A list of elements is denoted by "<>". The pseudo syntax assumes that lists include an attribute which represents the number of elements.

The corresponding C signatures are defined in [Appendix A](#).

[4.2.](#) URI Scheme Definition

Multicast Names and Multicast Addresses used in this API are represented by a URI scheme that is specified in the following subsections.

[4.2.1.](#) Syntax

The syntax of the multicast URI is described by Augmented Backus-Naur Form (ABNF) [[RFC5234](#)] and is defined as follows:

```
ham-URI   = ham-scheme ":" namespace ":" group [ "@" instantiation ]  
          [ ":" port ] [ "/" sec-credentials ]
```

```
ham-scheme      = "ham" ; hybrid adaptive multicast  
namespace       = ALPHA *( ALPHA / DIGIT / "+" / "-" / "." )  
group           = "*" / 1*unreserved ; unreserved from [RFC3986]  
instantiation   = 1*unreserved ; unreserved from [RFC3986]  
port            = 1*DIGIT  
sec-credentials = alg ";" val  
alg             = 1*unreserved ; unreserved from [RFC3986]  
val            = 1*unreserved ; unreserved from [RFC3986]
```

Percent-encoding is applied to distinguish between reserved and unreserved assignments of the same character in the same ham-URI component (cf., [[RFC3986](#)]).

[4.2.2.](#) Semantic

The semantic of the different parts of the URI is defined as follows:

ham-scheme refers to the specification of the assigned identifier "ham".

`namespace` takes the role of the Multicast Namespace. It defines the syntax of the group and instantiation part of the ham-URI. A basic syntax for these elements is specified in [Section 4.2.1](#). The namespace may further restrict the syntax of designators. Example namespaces are described in [Section 4.2.3](#) and [Section 4.2.4](#).

`group` uniquely identifies the group within the Multicast Namespace given in namespace. The literally "*" describes all members of the Multicast Group.

`instantiation` identifies the entity that generates the instance of the group (e.g., a SIP domain or a source in SSM, a dedicated routing entity or a named processor that accounts for the group communication), using syntax and semantic as defined by the Namespace. This parameter is optional. Note that ambiguities (e.g., identical node addresses in multiple overlay instances) can be distinguished by ports.

`port` identifies a specific application at an instance of a group. This parameter is optional.

`sec-credentials` used to implement security mechanisms (e.g., to authorize Multicast Group access or authenticate multicast operations). This parameter is optional. The alg-part describes the security algorithm in use. The val-part describes the actual value for authentication, authorization, and accounting. Note that security credentials may carry a distinct technical meaning w.r.t. AAA schemes and may differ between group members. Hence the sec-credentials are not considered part of the Group Name.

[4.2.3](#). Generic Namespaces

IP This namespace is comprised of regular IP node naming, i.e., DNS names and addresses taken from any version of the Internet Protocol. The syntax of the group and instantiation follows the "host" definition in [\[RFC3986\], Section 3.2.2](#). A processor dealing with the IP namespace is required to determine the syntax (DNS name, IP address, version) of the group and instantiation expression.

SHA-2 This namespace carries address strings compliant to SHA-2 hash digests. The syntax of the group and instantiation follows the "val" definition in [\[RFC6920\], Section 3](#). A processor handling those strings is required to determine the length of the expressions and passes appropriate values directly to a corresponding overlay.

Opaque This namespace transparently carries strings without further syntactical information, meanings, or associated resolution mechanism. The corresponding syntax for the group and instantiation part of the ham-URI is defined in [Section 4.2.1](#).

[4.2.4](#). Application-centric Namespaces

SIP The SIP namespace is an example of an application layer scheme that bears inherent group functions (conferencing). SIP conference URIs may be directly exchanged and interpreted at the application, and mapped to group addresses on the system level to generate a corresponding multicast group. The syntax of the group and instantiation is described by the "userinfo" in [\[RFC3261\]](#), [Section 25.1](#).

RELOAD This namespace covers address strings immediately valid in a RELOAD [\[I-D.ietf-p2psip-base\]](#) overlay network. A processor handling those strings may pass these values directly to a corresponding overlay that may manage multicast distribution according to [\[I-D.irtf-samrg-sam-baseline-protocol\]](#).

[4.2.5](#). Future Namespaces

The concept of the Common Multicast API allows for any namespace that complies with the superset syntax defined in [Section 4.2.1](#). This document specifies a basic set of Multicast namespaces in [Section 4.2.3](#) and [Section 4.2.4](#). If additional namespaces are needed in the future, a registry for these namespaces should be created. All namespaces defined in this document should then also be assigned to the registry.

[4.3](#). Additional Abstract Data Types

[4.3.1](#). Interface

The Interface denotes the layer and instance on which the corresponding call takes effect. In agreement with [\[RFC3493\]](#), we identify an Interface by an identifier, which is a positive integer starting at 1.

Properties of an Interface are stored in the following data structure:

```
struct ifProp {
    UInt if_index; /* 1, 2, ... */
    String ifName; /* "eth0", "eth1:1", "lo", ... */
    String ifAddr; /* "1.2.3.4", "abc123", ... */
    String ifTech; /* "ip", "overlay", ... */
}
```



```
};
```

The following function retrieves all available Interfaces from the system:

```
getInterfaces(out Interface <ifs>);
```

It extends the functions for Interface Identification defined in [Section 4 of \[RFC3493\]](#) and can be implemented by:

```
struct ifProp(out IfProp <ifsProps>);
```

4.3.2. Membership Events

A membership event is triggered by a multicast state change, which is observed by the current node. It is related to a specific Group Name and may be receiver or source oriented.

```
eventType {  
    joinEvent;  
    leaveEvent;  
    newSourceEvent;  
};  
  
event {  
    EventType event;  
    Uri groupName;  
    Interface if;  
};
```

An event will be created by the group communication stack and passed to applications that have registered for events.

4.4. Group Management Calls

4.4.1. Create

The create call initiates a multicast socket and provides the application programmer with a corresponding handle. If no Interfaces will be assigned based on the call, the default Interface will be selected and associated with the socket. The call returns an error code in the case of failures, e.g., due to a non-operational communication middleware.??


```
createMSocket(in Interface <ifs>,
              out Socket s);
```

The ifs argument denotes a list of Interfaces (if_indexes) that will be associated with the multicast socket. This parameter is optional.

On success, a multicast socket identifier is returned, otherwise NULL.

[4.4.2.](#) Delete

The delete call removes the multicast socket.

```
deleteMSocket(in Socket s, out Int error);
```

The s argument identifies the multicast socket for destruction.

On success, the out parameter error is 0, otherwise -1.

[4.4.3.](#) Join

The join call initiates a subscription for the given Group Name. Depending on the Interfaces that are associated with the socket, this may result in an IGMP/MLD report or overlay subscription, for example.

```
join(in Socket s, in Uri groupName, out Int error);
```

The s argument identifies the multicast socket.

The groupName argument identifies the group.

On success, the out parameter error is 0, otherwise -1.

[4.4.4.](#) Leave

The leave call results in an unsubscription for the given Group Name.

```
leave(in Socket s, in Uri groupName, out Int error);
```

The s argument identifies the multicast socket.

The groupName identifies the group.

On success, the out parameter error is 0, otherwise -1.

4.4.5. Source Register

The `srcRegister` call registers a source for a Group on all active Interfaces of the socket `s`. This call may assist group distribution in some technologies, for example the creation of sub-overlays or may facilitate a name-to-address mapping. Likewise, it may remain without effect in some multicast technologies.

```
srcRegister(in Socket s, in Uri groupName,  
            out Interface <ifs>, out Int error);
```

The `s` argument identifies the multicast socket.

The `groupName` argument identifies the multicast group to which a source intends to send data.

The `ifs` argument points to the list of Interface indexes for which the source registration failed. A NULL pointer is returned, if the list is empty. This parameter is optional.

If source registration succeeded for all Interfaces associated with the socket, the out parameter error is 0, otherwise -1.

4.4.6. Source Deregister

The `srcDeregister` indicates that a source does no longer intend to send data to the multicast group. This call may remain without effect in some multicast technologies.

```
srcDeregister(in Socket s, in Uri groupName,  
              out Interface <ifs>, out Int error);
```

The `s` argument identifies the multicast socket.

The `group_name` argument identifies the multicast group to which a source has stopped to send multicast data.

The `ifs` argument points to the list of Interfaces for which the source deregistration failed. A NULL pointer is returned, if the list is empty.

If source deregistration succeeded for all Interfaces associated with the socket, the out parameter error is 0, otherwise -1.

4.5. Send and Receive Calls

4.5.1. Send

The send call passes multicast data destined for a Multicast Name from the application to the multicast socket.??

It is worth noting that it is the choice of the programmer to send data via one socket per group or to use a single socket for multiple groups.

```
send(in Socket s, in Uri groupName,  
     in Size msgLen, in Msg msgBuf,  
     out Int error);
```

The s argument identifies the multicast socket.

The groupName argument identifies the group to which data will be sent.

The msgLen argument holds the length of the message to be sent.

The msgBuf argument passes the multicast data to the multicast socket.

On success, the out parameter error is 0, otherwise -1. A message that is too long is indicated by an implementation-specific error code (e.g., EMSGSIZE in C).

4.5.2. Receive

The receive call passes multicast data and the corresponding Group Name to the application. This may come in a blocking or non-blocking variant.??

It is worth noting that it is the choice of the programmer to receive data via one socket per group or to use a single socket for multiple groups.

```
receive(in Socket s, out Uri groupName,  
       out Size msgLen, out Msg msgBuf,  
       out Int error);
```

The s argument identifies the multicast socket.

The `group_name` argument identifies the multicast group for which data was received.

The `msgLen` argument holds the length of the received message.

The `msgBuf` argument points to the payload of the received multicast data.

On success, the out parameter `error` is 0, otherwise -1. A message that is too long is indicated by an implementation-specific error handling (e.g., `EMSGSIZE`).

4.6. Socket Options

The following calls configure an existing multicast socket.

4.6.1. Get Interfaces

The `getInterface` call returns an array of all available multicast communication Interfaces associated with the multicast socket.

```
getInterfaces(in Socket s,  
             out Interface <ifs>, out Int error);
```

The `s` argument identifies the multicast socket.

The `ifs` argument points to an array of Interface index identifiers.

On success, the out parameter `error` is 0, otherwise -1.

4.6.2. Add Interface

The `addInterface` call adds a distribution channel to the socket. This may be an overlay or underlay Interface, e.g., IPv6 or DHT. Multiple Interfaces of the same technology may be associated with the socket.

```
addInterface(in Socket s, in Interface if,  
            out Int error);
```

The `s` and `if` arguments identify a multicast socket and Interface, respectively.

On success, the value 0 is returned, otherwise -1.

4.6.3. Delete Interface

The delInterface call removes the Interface if from the multicast socket.

```
delInterface(in Socket s, Interface if,  
            out Int error);
```

The s and if arguments identify a multicast socket and Interface, respectively.

On success, the out parameter error is 0, otherwise -1.

4.6.4. Set TTL

The setTTL call configures the maximum hop count for the socket a multicast message is allowed to traverse.

```
setTTL(in Socket s, in Int h,  
       in Interface <ifs>,  
       out Int error);
```

The s and h arguments identify a multicast socket and the maximum hop count, respectively.

The ifs argument points to an array of Interface index identifiers. This parameter is optional.

On success, the out parameter error is 0, otherwise -1.

4.6.5. Get TTL

The getTTL call returns the maximum hop count a multicast message is allowed to traverse for the socket.

```
getTTL(in Socket s,  
       out Int h, out Int error);
```

The s argument identifies a multicast socket.

The h argument holds the maximum number of hops associated with socket s.

On success, the out parameter error is 0, otherwise -1.

4.6.6. Atomic Message Size

The `getAtomicMsgSize` function returns the maximum message size that an application is allowed to transmit per socket at once without fragmentation. This value depends on the interfaces associated with the socket in use and thus may change during runtime.

```
getAtomicMsgSize(in Socket s,  
                 out Int return);
```

On success, the function returns a positive value of appropriate message size, otherwise -1.

4.7. Service Calls

4.7.1. Group Set

The `groupSet` call returns all multicast groups registered at a given Interface. This information can be provided by group management states or routing protocols. The return values distinguish between sender and listener states.

```
struct GroupSet {  
    Uri groupName; /* registered multicast group */  
    Int type;       /* 0 = listener state, 1 = sender state,  
                   2 = sender & listener state */  
}  
  
groupSet(in Interface if,  
         out GroupSet <groupSet>, out Int error);
```

The `if` argument identifies the Interface for which states are maintained.

The `groupSet` argument points to a list of group states.

On success, the out parameter `error` is 0, otherwise -1.

4.7.2. Neighbor Set

The `neighborSet` function returns the set of neighboring nodes for a given Interface as seen by the multicast routing protocol.

```
neighborSet(in Interface if,  
            out Uri <neighborsAddresses>, out Int error);
```


The `if` argument identifies the Interface for which neighbors are inquired.

The `neighborsAddresses` argument points to a list of neighboring nodes on a successful return.

On success, the out parameter `error` is 0, otherwise -1.

4.7.3. Children Set

The `childrenSet` function returns the set of child nodes that receive multicast data from a specified Interface for a given group. For a common multicast router, this call retrieves the multicast forwarding information base per Interface.

```
childrenSet(in Interface if, in Uri groupName,  
            out Uri <childrenAddresses>, out Int error);
```

The `if` argument identifies the Interface for which children are inquired.

The `groupName` argument defines the multicast group for which distribution is considered.

The `childrenAddresses` argument points to a list of neighboring nodes on a successful return.

On success, the out parameter `error` is 0, otherwise -1.

4.7.4. Parent Set

The `parentSet` function returns the set of neighbors from which the current node receives multicast data at a given Interface for the specified group.

```
parentSet(in Interface if, in Uri groupName,  
          out Uri <parentsAddresses>, out Int error);
```

The `if` argument identifies the Interface for which parents are inquired.

The `groupName` argument defines the multicast group for which distribution is considered.

The `parentsAddresses` argument points to a list of neighboring nodes on a successful return.

On success, the out parameter error is 0, otherwise -1.

4.7.5. Designated Host

The designatedHost function inquires whether this host has the role of a designated forwarder resp. querier, or not. Such an information is provided by almost all multicast protocols to prevent packet duplication, if multiple multicast instances serve on the same subnet.

```
designatedHost(in Interface if, in Uri groupName  
              out Int return);
```

The if argument identifies the Interface for which designated forwarding is inquired.

The groupName argument specifies the group for which the host may attain the role of designated forwarder.

The function returns 1 if the host is a designated forwarder or querier, otherwise 0. The return value -1 indicates an error.

4.7.6. Enable Membership Events

The enableEvents function registers an application at the group communication stack to receive information about group changes. State changes are the result of new receiver subscriptions or leaves as well as of source changes. Upon receiving an event, the group service may obtain additional information from further service calls.

```
enableEvents();
```

Calling this function, the stack starts to pass membership events to the application. Each event includes an event type identifier and a Group Name (cf., [Section 4.3.2](#)).

The multicast protocol has not to support membership tracking to enable this feature. This function can also be implemented at the middleware layer.

4.7.7. Disable Membership Events

The disableEvents function deactivates the information about group state changes.


```
disableEvents();
```

On success, the stack will not pass membership events to the application.

4.7.8. Maximum Message Size

The getMaxMsgSize function returns the maximum message size that an application is allowed to transmit per socket at once. This value is statically guaranteed by the group communication stack.

```
getMaxMsgSize(out Int return);
```

On success, the function returns a positive value of allowed message size, otherwise -1.

5. Implementation

A reference implementation of the Common API for Transparent Hybrid Multicast is available with the HAMcast stack [[hamcast-dev](#)] [[GC2010](#)] [[LCN2012](#)]. This open-source software supports the multicast API (C++ and Java library) for group application development, the middleware as a user space system service, and several multicast-technology modules. The middleware is implemented in C++.

This API is verified and adjusted based on the real-world experiences gathered in the HAMcast project, and by additional users of the stack.

6. IANA Considerations

This document specifies the "ham" URI scheme and requests IANA registration as "Permanent URI Schemes" according to [[RFC4395](#)].

URI scheme name	ham
Status	permanent
URI scheme syntax	See Section 4.2.1 .
URI scheme semantics	See Section 4.2.2 .
Encoding considerations	Section 4.2.1
Applications/protocols that use this URI scheme name	The scheme is used by multicast applications to access multicast

	content.
Interoperability considerations	None
Security considerations	See Section 7 .
Contact	Matthias Waehlich, mw@link-lab.net
Author/Change controller	IRTF
References	As specified in this document.

[7.](#) Security Considerations

This draft does neither introduce additional messages nor novel protocol operations.

[8.](#) Acknowledgements

We would like to thank the HAMcast-team, Nora Berg, Gabriel Hege, Fabian Holler, Alexander Knauf, Sebastian Meiling, Sebastian Woelke, and Sebastian Zagaria, at the HAW Hamburg for many fruitful discussions and for their continuous critical feedback while implementing the common multicast API and a hybrid multicast middleware. Special thanks to Dominik Charousset of the HAMcast-team for in-depth perspectives on the matter of code. We gratefully acknowledge WeeSan, Mario Kolberg, and John Buford for reviewing and their suggestions to improve the document. We would like to thank the Name-based socket BoF (in particular Dave Thaler) for clarifying insights into the question of meta function calls. We thank Lisandro Zambenedetti Granville and Tony Li for very careful reviews of the pre-final versions of this document. Barry Leiba and Graham Klyne provided very constructive input to find a suitable URI scheme. They are gratefully acknowledged.

This work is partially supported by the German Federal Ministry of Education and Research within the HAMcast project (see <http://hamcast.realmv6.org>), which is part of G-Lab.

[9.](#) References

9.1. Normative References

- [RFC1075] Waitzman, D., Partridge, C., and S. Deering, "Distance Vector Multicast Routing Protocol", [RFC 1075](#), November 1988.
- [RFC2119] Bradner, S., "Key words for use in RFCs to Indicate Requirement Levels", [BCP 14](#), [RFC 2119](#), March 1997.
- [RFC2710] Deering, S., Fenner, W., and B. Haberman, "Multicast Listener Discovery (MLD) for IPv6", [RFC 2710](#), October 1999.
- [RFC3261] Rosenberg, J., Schulzrinne, H., Camarillo, G., Johnston, A., Peterson, J., Sparks, R., Handley, M., and E. Schooler, "SIP: Session Initiation Protocol", [RFC 3261](#), June 2002.
- [RFC3376] Cain, B., Deering, S., Kouvelas, I., Fenner, B., and A. Thyagarajan, "Internet Group Management Protocol, Version 3", [RFC 3376](#), October 2002.
- [RFC3493] Gilligan, R., Thomson, S., Bound, J., McCann, J., and W. Stevens, "Basic Socket Interface Extensions for IPv6", [RFC 3493](#), February 2003.
- [RFC3678] Thaler, D., Fenner, B., and B. Quinn, "Socket Interface Extensions for Multicast Source Filters", [RFC 3678](#), January 2004.
- [RFC3810] Vida, R. and L. Costa, "Multicast Listener Discovery Version 2 (MLDv2) for IPv6", [RFC 3810](#), June 2004.
- [RFC3986] Berners-Lee, T., Fielding, R., and L. Masinter, "Uniform Resource Identifier (URI): Generic Syntax", STD 66, [RFC 3986](#), January 2005.
- [RFC4395] Hansen, T., Hardie, T., and L. Masinter, "Guidelines and Registration Procedures for New URI Schemes", [BCP 35](#), [RFC 4395](#), February 2006.
- [RFC4601] Fenner, B., Handley, M., Holbrook, H., and I. Kouvelas, "Protocol Independent Multicast - Sparse Mode (PIM-SM): Protocol Specification (Revised)", [RFC 4601](#), August 2006.

- [RFC4604] Holbrook, H., Cain, B., and B. Haberman, "Using Internet Group Management Protocol Version 3 (IGMPv3) and Multicast Listener Discovery Protocol Version 2 (MLDv2) for Source-Specific Multicast", [RFC 4604](#), August 2006.
- [RFC5015] Handley, M., Kouvelas, I., Speakman, T., and L. Vicisano, "Bidirectional Protocol Independent Multicast (BIDIR-PIM)", [RFC 5015](#), October 2007.
- [RFC5058] Boivie, R., Feldman, N., Imai, Y., Livens, W., and D. Ooms, "Explicit Multicast (Xcast) Concepts and Options", [RFC 5058](#), November 2007.
- [RFC5234] Crocker, D. and P. Overell, "Augmented BNF for Syntax Specifications: ABNF", STD 68, [RFC 5234](#), January 2008.
- [RFC6920] Farrell, S., Kutscher, D., Dannewitz, C., Ohlman, B., Keranen, A., and P. Hallam-Baker, "Naming Things with Hashes", [RFC 6920](#), April 2013.

9.2. Informative References

- [GC2010] Meiling, S., Charousset, D., Schmidt, T., and M. Waehlich, "System-assisted Service Evolution for a Future Internet - The HAMcast Approach to Pervasive Multicast", Proc. of IEEE GLOBECOM 2010 Workshops. MCS 2010, pp. 938-942, Piscataway, NJ, USA: IEEE Press, December 2010.
- [I-D.ietf-mboned-auto-multicast] Bumgardner, G., "Automatic Multicast Tunneling", [draft-ietf-mboned-auto-multicast-15](#) (work in progress), July 2013.
- [I-D.ietf-p2psip-base] Jennings, C., Lowekamp, B., Rescorla, E., Baset, S., and H. Schulzrinne, "REsource LOcation And Discovery (RELOAD) Base Protocol", [draft-ietf-p2psip-base-26](#) (work in progress), February 2013.
- [I-D.ietf-p2psip-sip] Jennings, C., Lowekamp, B., Rescorla, E., Baset, S., Schulzrinne, H., and T. Schmidt, "A SIP Usage for RELOAD", [draft-ietf-p2psip-sip-11](#) (work in progress), July 2013.
- [I-D.irtf-samrg-sam-baseline-protocol] Buford, J. and M. Kolberg, "Application Layer Multicast Extensions to RELOAD", [draft-irtf-samrg-sam-baseline-protocol-06](#) (work in progress), July 2013.

[I-D.venaas-behave-mcast46]

Venaas, S., Asaeda, H., SUZUKI, S., and T. Fujisaki, "An IPv4 - IPv6 multicast translator", [draft-venaas-behave-mcast46-02](#) (work in progress), December 2010.

[I-D.venaas-behave-v4v6mc-framework]

Venaas, S., Li, X., and C. Bao, "Framework for IPv4/IPv6 Multicast Translation", [draft-venaas-behave-v4v6mc-framework-03](#) (work in progress), June 2011.

[LCN2012] Meiling, S., Schmidt, T., and M. Waehlich, "Large-Scale Measurement and Analysis of One-Way Delay in Hybrid Multicast Networks", Proc. of 37th Annual IEEE Conference on Local Computer Networks (LCN 2012). Piscataway, NJ, USA: IEEE Press, October 2012.

[RFC5757] Schmidt, T., Waehlich, M., and G. Fairhurst, "Multicast Mobility in Mobile IP Version 6 (MIPv6): Problem Statement and Brief Survey", [RFC 5757](#), February 2010.

[RFC6219] Li, X., Bao, C., Chen, M., Zhang, H., and J. Wu, "The China Education and Research Network (CERNET) IVI Translation Design and Deployment for the IPv4/IPv6 Coexistence and Transition", [RFC 6219](#), May 2011.

[hamcast-dev]

, "HAMcast developers", ,
<<http://hamcast.realmv6.org/developers>>.

[Appendix A.](#) C Signatures

This section describes the C signatures of the common multicast API, which are defined in [Section 4](#).

```
int createMSocket(int* result, size_t num_ifs, const uint32_t* ifs);
```

```
int deleteMSocket(int s);
```

```
int join(int msock, const char* group_uri);
```

```
int leave(int msock, const char* group_uri);
```

```
int srcRegister(int msock,  
                const char* group_uri,
```



```
        size_t num_ifs,
        uint32_t* ifs);

int srcDeregister(int msock,
                  const char* group_uri,
                  size_t num_ifs,
                  uint32_t* ifs);

int send(int msock,
         const char* group_uri,
         size_t buf_len,
         const void* buf);

int receive(int msock,
            const char* group_uri,
            size_t buf_len,
            void* buf);

int getInterfaces(int msock,
                  size_t* num_ifs,
                  uint32_t** ifs);

int addInterface(int msock, uint32_t iface);

int delInterface(int msock, uint32_t iface);

int setTTL(int msock, uint8_t value,
           size_t num_ifs, uint32_t* ifs);

int getTTL(int msock, uint8_t* result);

int getAtomicMsgSize(int msock);

typedef struct {
    char* group_uri; /* registered mcast group */
    int type; /* 0: listener state,
               1: sender state
               2: sender and listener state */
}
```



```
    }
    GroupSet;

    int groupSet(uint32_t iface,
                 size_t* num_groups,
                 GroupSet** groups);

    int neighborSet(uint32_t iface,
                    const char* group_name,
                    size_t* num_neighbors,
                    char** neighbor_uris);

    int childrenSet(uint32_t iface,
                    const char* group_name,
                    size_t* num_children,
                    char** children_uris);

    int parentSet(uint32_t iface,
                  const char* group_name,
                  size_t* num_parents,
                  char** parents_uris);

    int designatedHost(uint32_t iface,
                       const char* group_name);

    typedef void (*MembershipEventCallback)
        (int, /* event type */
         uint32_t, /* interface id */
         const char*); /* group uri */

    int registerEventCallback(MembershipEventCallback callback);

    int enableEvents();

    int disableEvents();

    int getMaxMsgSize();
```

[Appendix B](#). Use Case for the API

For the sake of readability, we demonstrate developing using the API based on a high-level Java-like syntax; we do not consider error handling

-- Application above middleware:

```
//Initialize multicast socket;
//the middleware selects all available interfaces
MulticastSocket m = new MulticastSocket();
```

```
m.join(URI("ham:ip:224.1.2.3:5000"));
m.join(URI("ham:ip:[FF02:0:0:0:0:0:0:3]:6000"));
m.join(URI("ham:sip:news@cnn.com"));
```

-- Middleware:

```
join(URI mcAddress) {
    //Select interfaces in use
    for all this.interfaces {
        switch (interface.type) {
            case "ipv6":
                //... map logical ID to routing address
                Inet6Address rtAddressIPv6 = new Inet6Address();
                mapNametoAddress(mcAddress,rtAddressIPv6);
                interface.join(rtAddressIPv6);
            case "ipv4":
                //... map logical ID to routing address
                Inet4Address rtAddressIPv4 = new Inet4Address();
                mapNametoAddress(mcAddress,rtAddressIPv4);
                interface.join(rtAddressIPv4);
            case "sip-session":
                //... map logical ID to routing address
                SIPAddress rtAddressSIP = new SIPAddress();
                mapNametoAddress(mcAddress,rtAddressSIP);
                interface.join(rtAddressSIP);
            case "dht":
                //... map logical ID to routing address
                DHTAddress rtAddressDHT = new DHTAddress();
                mapNametoAddress(mcAddress,rtAddressDHT);
                interface.join(rtAddressDHT);
                //...
        }
    }
}
```


Appendix C. Deployment Use Cases for Hybrid Multicast

This section describes the application of the defined API to implement an IMG.

C.1. DVMRP

The following procedure describes a transparent mapping of a DVMRP-based any source multicast service to another many-to-many multicast technology, e.g., an overlay.

An arbitrary DVMRP [[RFC1075](#)] router will not be informed about new receivers, but will learn about new sources immediately. The concept of DVMRP does not provide any central multicast instance. Thus, the IMG can be placed anywhere inside the multicast region, but requires a DVMRP neighbor connectivity. Thus the group communication stack used by the IMG is enhanced by a DVMRP implementation. New sources in the underlay will be advertised based on the DVMRP flooding mechanism and received by the IMG. Based on this, the event "new_source_event" is created and passed to the application. The relay agent initiates a corresponding join in the native network and forwards the received source data towards the overlay routing protocol. Depending on the group states, the data will be distributed to overlay peers.

DVMRP establishes source specific multicast trees. Therefore, a graft message is only visible to DVMRP routers on the path from the new receiver subnet to the source, but in general not to an IMG. To overcome this problem, data of multicast senders in the overlay may become noticeable via the Source Register call, as well as by an IMG that initiates an all-group join in the overlay using the namespace extension of the API. Each IMG is initially required to forward the data received in the overlay to the underlay, independent of native multicast receivers. Subsequent prunes may limit unwanted data distribution thereafter.

C.2. PIM-SM

The following procedure describes a transparent mapping of a PIM-SM-based any source multicast service to another many-to-many multicast technology, e.g., an overlay.

The Protocol Independent Multicast Sparse Mode (PIM-SM) [[RFC4601](#)] establishes rendezvous points (RP). These entities receive listener subscriptions and source registering of a domain. For a continuous update an IMG has to be co-located with an RP. Whenever PIM register messages are received, the IMG must signal internally a new multicast source using the event "new_source_event". Subsequently, the IMG

joins the group and a shared tree between the RP and the sources will be established, which may change to a source specific tree after PIM switches to phase three. Source traffic will be forwarded to the RP based on the IMG join, even if there are no further receivers in the native multicast domain. Designated routers of a PIM-domain send receiver subscriptions towards the PIM-SM RP. The reception of such messages initiates the event "join_event" at the IMG, which initiates a join towards the overlay routing protocol. Overlay multicast data arriving at the IMG will then transparently be forwarded in the underlay network and distributed through the RP instance.

C.3. PIM-SSM

The following procedure describes a transparent mapping of a PIM-SSM-based source specific multicast service to another one-to-many multicast technology, e.g., an overlay.

PIM Source Specific Multicast (PIM-SSM) is defined as part of PIM-SM and admits source specific joins (S,G) according to the source specific host group model [[RFC4604](#)]. A multicast distribution tree can be established without the assistance of a rendezvous point.

Sources are not advertised within a PIM-SSM domain. Consequently, an IMG cannot anticipate the local join inside a sender domain and deliver a priori the multicast data to the overlay instance. If an IMG of a receiver domain initiates a group subscription via the overlay routing protocol, relaying multicast data fails, as data is not available at the overlay instance. The IMG instance of the receiver domain, thus, has to locate the IMG instance of the source domain to trigger the corresponding join. In agreement with the objectives of PIM-SSM, the signaling should not be flooded in underlay and overlay.

A solution can be to intercept the subscription at both, source and receiver sites: To monitor multicast receiver subscriptions ("join_event" or "leave_event") in the underlay, the IMG is placed on path towards the source, e.g., at a domain border router. This router intercepts join messages and extracts the unicast source address S, initializing an IMG specific join to S via regular unicast. Multicast data arriving at the IMG of the sender domain can be distributed via the overlay. Discovering the IMG of a multicast sender domain may be implemented analogously to AMT [[I-D.ietf-mboned-auto-multicast](#)] by anycast. Consequently, the source address S of the group (S,G) should be built based on an anycast prefix. The corresponding IMG anycast address for a source domain is then derived from the prefix of S.

C.4. BIDIR-PIM

The following procedure describes a transparent mapping of a BIDIR-PIM-based any source multicast service to another many-to-many multicast technology, e.g., an overlay.

Bidirectional PIM [[RFC5015](#)] is a variant of PIM-SM. In contrast to PIM-SM, the protocol pre-establishes bidirectional shared trees per group, connecting multicast sources and receivers. The rendezvous points are virtualized in BIDIR-PIM as an address to identify on-tree directions (up and down). Routers with the best link towards the (virtualized) rendezvous point address are selected as designated forwarders for a link-local domain and represent the actual distribution tree. The IMG is to be placed at the RP-link, where the rendezvous point address is located. As source data in either cases will be transmitted to the rendezvous point link, the BIDIR-PIM instance of the IMG receives the data and can internally signal new senders towards the stack via the "new_source_event". The first receiver subscription for a new group within a BIDIR-PIM domain needs to be transmitted to the RP to establish the first branching point. Using the "join_event", an IMG will thereby be informed about group requests from its domain, which are then delegated to the overlay.

Appendix D. Change Log

The following changes have been made from [draft-irtf-samrg-common-api-08](#)

1. Redefinition of the URI scheme

The following changes have been made from [draft-irtf-samrg-common-api-07](#)

1. Editorial polishing following Tony's review

The following changes have been made from [draft-irtf-samrg-common-api-06](#)

1. Editorial comments from Lisandro included
2. Syntax notation in [Section 4.2.2](#), 4.2.3, and 4.6.1 improved
3. [Appendix A](#) improved

The following changes have been made from [draft-irtf-samrg-common-api-05](#)

1. Added preparations for IRSG review

2. Fixed error codes
3. Editorial improvements
4. Updated references

The following changes have been made from [draft-irtf-samrg-common-api-04](#)

1. Added section "A Note on Explicit Multicast (XCAST)"
2. Added section "MTU Handling"
3. Added socket option `getAtomicMsgSize`
4. Added service call `getMaxMsgSize`

The following changes have been made from [draft-irtf-samrg-common-api-03](#)

1. Added section "Illustrative Example"
2. Added section "Implementation"
3. Minor clarifications

The following changes have been made from [draft-irtf-samrg-common-api-02](#)

1. Added use case of multicast flavor support
2. Restructured [Section 3](#)
3. Major update on namespaces and on mapping
4. C signatures completed
5. Many clarifications and editorial improvements

The following changes have been made from [draft-irtf-samrg-common-api-01](#)

1. Pseudo syntax for lists objects changed
2. Editorial improvements

The following changes have been made from [draft-irtf-samrg-common-api-00](#)

1. Incorrect pseudo code syntax fixed
2. Minor editorial improvements

The following changes have been made from [draft-waehlich-sam-common-api-06](#)

1. no changes; draft adopted as WG document (previous [draft-waehlich-sam-common-api-06](#), now [draft-irtf-samrg-common-api-00](#))

The following changes have been made from [draft-waehlich-sam-common-api-05](#)

1. Description of the Common API using pseudo syntax added
2. C signatures of the Comon API moved to appendix
3. updateSender() and updateListener() calls replaced by events
4. Function destroyMSocket renamed as deleteMSocket.

The following changes have been made from [draft-waehlich-sam-common-api-04](#)

1. updateSender() added.

The following changes have been made from [draft-waehlich-sam-common-api-03](#)

1. Use cases added for illustration.
2. Service calls added for inquiring on the multicast distribution system.
3. Namespace examples added.
4. Clarifications and editorial improvements.

The following changes have been made from [draft-waehlich-sam-common-api-02](#)

1. Rename init() in createMSocket().
2. Added calls srcRegister()/srcDeregister().
3. Rephrased API calls in C-style.
4. Cleanup code in "Practical Example of the API".

5. Partial reorganization of the document.
6. Many editorial improvements.

The following changes have been made from [draft-waehlich-sam-common-api-01](#)

1. Document restructured to clarify the realm of document overview and specific contributions s.a. naming and addressing.
2. A clear separation of naming and addressing was drawn. Multicast URIs have been introduced.
3. Clarified and adapted the API calls.
4. Introduced Socket Option calls.
5. Deployment use cases moved to an appendix.
6. Simple programming example added.
7. Many editorial improvements.

Authors' Addresses

Matthias Waehlich
link-lab & FU Berlin
Hoenower Str. 35
Berlin 10318
Germany

Email: mw@link-lab.net
URI: <http://www.inf.fu-berlin.de/~waehl>

Thomas C. Schmidt
HAW Hamburg
Berliner Tor 7
Hamburg 20099
Germany

Email: schmidt@informatik.haw-hamburg.de
URI: <http://inet.cpt.haw-hamburg.de/members/schmidt>

Stig Venaas
cisco Systems
Tasman Drive
San Jose, CA 95134
USA

Email: stig@cisco.com