

DICE Working Group
Internet-Draft
Intended status: Standards Track
Expires: January 4, 2015

S. Keoh
University of Glasgow Singapore
S. Kumar, Ed.
O. Garcia-Morchon
E. Dijk
Philips Research
A. Rahman
InterDigital
July 03, 2014

DTLS-based Multicast Security in Constrained Environments
draft-keoh-dice-multicast-security-08

Abstract

The CoAP standard is fast emerging as a key protocol in the area of resource-constrained devices. Such IP-based systems are foreseen to be used for building and lighting automation systems where devices interconnect with each other, forming, for example, low-power and lossy networks (LLNs). Both multicast and its security are key needs in these networks. This draft presents a method for securing IPv6 multicast communication based on the DTLS which is already supported for unicast communication for CoAP devices. This draft deals with the adaptation of the DTLS record layer to protect multicast group communication, assuming that all group members already have the group security association parameters in their possession. The adapted DTLS record layer provides message confidentiality, integrity and replay protection to group messages using the group keying material before sending the message via IPv6 multicast to the group.

Status of This Memo

This Internet-Draft is submitted in full conformance with the provisions of [BCP 78](#) and [BCP 79](#).

Internet-Drafts are working documents of the Internet Engineering Task Force (IETF). Note that other groups may also distribute working documents as Internet-Drafts. The list of current Internet-Drafts is at <http://datatracker.ietf.org/drafts/current/>.

Internet-Drafts are draft documents valid for a maximum of six months and may be updated, replaced, or obsoleted by other documents at any time. It is inappropriate to use Internet-Drafts as reference material or to cite them other than as "work in progress."

This Internet-Draft will expire on January 4, 2015.

Copyright Notice

Copyright (c) 2014 IETF Trust and the persons identified as the document authors. All rights reserved.

This document is subject to [BCP 78](http://trustee.ietf.org/license-info) and the IETF Trust's Legal Provisions Relating to IETF Documents (<http://trustee.ietf.org/license-info>) in effect on the date of publication of this document. Please review these documents carefully, as they describe your rights and restrictions with respect to this document. Code Components extracted from this document must include Simplified BSD License text as described in Section 4.e of the Trust Legal Provisions and are provided without warranty as described in the Simplified BSD License.

Table of Contents

1.	Introduction	3
1.1.	Terminology	4
1.2.	Outline	5
2.	Use Cases and Requirements	5
2.1.	Group Communication Use Cases	5
2.2.	Security Requirements	6
3.	Overview of DTLS-based Secure Multicast	8
3.1.	IP Multicast	9
3.2.	Securing Multicast in Constrained Networks	9
4.	Multicast Data Security	10
4.1.	SecurityParameter derivation	11
4.2.	Record layer adaptation	11
4.3.	Sending Secure Multicast Messages	13
4.4.	Receiving Secure Multicast Messages	14
4.5.	Unicast Responses to Multicast Messages	14
4.6.	Proxy Operation	15
5.	IANA Considerations	16
6.	Security Considerations	16
6.1.	Group level security	16
6.2.	Late joiners	16
6.3.	Uniqueness of SenderIDs	17
6.4.	Reduced sequence number space	17
7.	Acknowledgements	17
8.	References	17
8.1.	Normative References	17
8.2.	Informative References	18
Appendix A.	Change Log	20
	Authors' Addresses	21

1. Introduction

There is an increased use of wireless networks in lighting and building management systems. This is mainly driven by the fact that the independence from physical wires allows for freedom of placement, portability and for reducing the cost of installation as less cable placement and drilling are required. Consequently, there is an ever growing number of electronic devices, sensors and actuators that have become Internet connected, thus creating a trend towards the Internet-of-Things (IoT). These connected devices are equipped with communication capability that enables them to interact with each other as well as with the wider Internet services. However, the devices in such wireless networks are characterized by power constraints (as these are usually battery-operated), have limited computational resources (low CPU clock, small RAM and flash storage) and often, the communication bandwidth is limited and unreliable (e.g., IEEE 802.15.4 radio). Hence, such wireless networks are also known as Low-power and Lossy Networks (LLNs).

In addition to the usual device-to-device unicast communication that allow devices to directly interact with each other, group communication is an important feature in constrained environments. It is more effective in constrained environments to convey messages to a group of devices without requiring the sender to perform multiple time and energy consuming unicast transmissions to reach each individual group member. For example, in a building and lighting automation system, the heating, ventilation, air-conditioning and lighting devices are often grouped according to the layout of the building, and commands are issued simultaneously to a group of devices. Group communication is based on the Constrained Application Protocol (CoAP) [[I-D.ietf-core-coap](#)] sent over IP-multicast [[I-D.ietf-core-groupcomm](#)].

Currently, CoAP messages are protected using Datagram Transport Layer Security (DTLS) [[RFC6347](#)]. However, DTLS is currently used to secure a connection between two endpoints and it cannot be used to protect multicast group communication. Group communication in constrained environments is equally important and should be secured as it is also vulnerable to the usual attacks over the air (eavesdropping, tampering, message forgery, replay, etc). There have been a lot of previous efforts in IETF to standardize mechanisms to secure multicast communication such as [[RFC3830](#)], [[RFC4082](#)], [[RFC3740](#)], [[RFC4046](#)], and [[RFC4535](#)]. However, these approaches are not necessarily suitable for constrained environments which have much more limited bandwidth and resources. For example, the MIKEY Architecture [[RFC3830](#)] is mainly designed to facilitate multimedia distribution, while TESLA [[RFC4082](#)] is proposed as a protocol for broadcast authentication of the source and not for protecting the

confidentiality of multicast messages. [[RFC3740](#)] and [[RFC4046](#)] provide reference architectures for multicast security. [[RFC4535](#)] describes Group Secure Association Key Management Protocol (GSAKMP), a security framework for creating and managing cryptographic groups on a network which can be reused for key management in our context with any needed adaptation for constrained networks.

This draft describes an approach to use DTLS as mandated in CoAP unicast to also support multicast security. We will assume that all devices in the group already have a group security association parameters based on a key management mechanism which is outside the scope of this draft. This draft focuses primarily on the adaptation of the DTLS record layer to protect multicast messages to be sent to the group, and thus providing confidentiality, integrity and replay protection to the CoAP group messages.

Lastly, even though this draft is written from the perspective of securing CoAP based group communication, it is important to note that DTLS is a powerful and flexible security protocol. Thus use of DTLS-based multicast for application layer protocols other than CoAP are possible as long as they follow the approach outlined in this draft.

1.1. Terminology

The key words "MUST", "MUST NOT", "REQUIRED", "SHALL", "SHALL NOT", "SHOULD", "SHOULD NOT", "RECOMMENDED", "MAY", and "OPTIONAL" in this document are to be interpreted as described in [RFC 2119](#) [[RFC2119](#)].

This specification uses the following terminology:

- o Group Controller: The entity that is responsible for creating a multicast group and establishing security associations among authorized group members. It is also responsible for renewing/ updating the multicast group keys.
- o Sender: The Sender is an entity that sends data to the multicast group. In a 1-to-N multicast group only a single sender transmits data to the group. In an M-to-N multicast group (where M and N are not necessarily the same value), M group members are senders.
- o Listener: The entity that receives multicast messages when listening to a specific multicast IP address.
- o Security Association (SA): A set of policy and cryptographic keys that provide security services to network traffic that matches that policy [[RFC3740](#)]. A Security Association usually contains the following attributes:

- * selectors, such as source and destination identifiers.
 - * cryptographic policy, such as the algorithms, modes, key lifetimes, and key lengths used for authentication or confidentiality.
 - * keying material for authentication, encryption and signing.
- o Group Security Association (GSA): A bundling of security associations (SAs) that together define how a group communicates securely. [[RFC3740](#)]
 - o Keying material: Data that is specified as part of the SA which is needed to establish and maintain a cryptographic security association, such as keys, key pairs, and IVs [[RFC4949](#)].

1.2. Outline

This draft is structured as follows: [Section 2](#) motivates the proposed solution with group communication use cases in LLNs and derives a set of requirements. [Section 3](#) provides an overview of the proposed DTLS-based multicast security assuming that all devices in the group already have a group security association parameters in their possession. In [Section 4](#), we describe the details of the adaptation of DTLS record layer for confidentiality and integrity protection of the multicast messages. [Section 6](#) presents the security considerations.

2. Use Cases and Requirements

This section defines the use cases for group communication in LLNs and specifies a set of security requirements for these use cases.

2.1. Group Communication Use Cases

The "Group Communication for CoAP" draft [[I-D.ietf-core-groupcomm](#)] provides the necessary background for multicast based CoAP communication in constrained environments (e.g. LLNs). and the interested reader is encouraged to first read this document to understand the non-security related details. This document also lists a few multicast group communication uses cases with detailed descriptions and some are listed here briefly:

- a. Lighting automation: enabling synchronous operation of a group of 6LoWPAN [[RFC4944](#)] [[RFC6282](#)] connected lights in a room/floor/building. This ensures that the light preset like on/off/dim-level of a large group of luminaries are changed at the same

time, hence providing a visual synchronicity of light effects to the user.

- b. Parameter update: configuration settings of a group of similar devices are updated simultaneously and efficiently.
- c. Device and Service discovery: information about the devices in the local network and their capabilities can be queried and requested using multicast, e.g. by a commissioning device. The responses are sent back in unicast.

Elaborating on one of the main use cases that this document addresses, Lighting automation, consider a building equipped with 6LoWPAN IP-connected lighting devices, switches, and 6LoWPAN border routers; the devices are organized in groups according to their physical location in the building, e.g., lighting devices and switches in a room/floor can be configured as a single multicast group. The switches are then used to automate the lighting devices in the group by sending on/off/dimming commands to all lighting devices in the group. 6LoWPAN border routers that are connected to an IPv6 network backbone (which is also multicast enabled) are used to interconnect 6LoWPANs in the building. Consequently, this would also enable multicast groups to be formed across different physical subnets (which may be individually protected with L2 security). In such a multicast group, group messages can traverse from one physical subnet to another physical subnet through a IPv6 backbone which may not be protected. Additionally, other non-lighting devices (like window blind automation) may share the physical subnet for networking.

2.2. Security Requirements

The "Miscellaneous CoAP Group Communication Topics" draft [[I-D.dijk-core-groupcomm-misc](#)] already defines a set of security requirements for CoAP group communications. We re-iterate and further describe those security requirements in this section with respect to the use cases. The security requirements are classified into those that are assumed to be fulfilled and those that need to be fulfilled by the solution in this draft.

The security requirements which are out-of-scope of this draft and assumed to be already fulfilled:

- a. Establishment of a GSA: A secure mechanism must be used to distribute keying materials, multicast security policies and security parameters to members of a multicast group. A GSA must be established by the group controller (which manages the multicast group) among the group members. The 6LoWPAN border

router, a device in the 6LoWPAN, or a remote server outside the 6LoWPAN could play the role of the group controller. However, GSA establishment is outside the scope of this draft, and it is anticipated that an activity in IETF dedicated to the design of a generic key management scheme for the LLN will include this feature preferably based on [[RFC3740](#)], [[RFC4046](#)] and [[RFC4535](#)].

- b. Multicast data security ciphersuite: All group members must use the same ciphersuite to protect the authenticity, integrity and confidentiality of multicast messages. The ciphersuite is part of the GSA. Typically authenticity is more important than confidentiality in LLNs. Therefore the proposed multicast data security protocol must support at least ciphersuites with MAC only (NULL encryption) and AEAD [[RFC5116](#)] ciphersuites. Other ciphersuites that are defined for data record security in DTLS should also be preferably supported.
- c. Forward security: Devices that leave the group should not have access to any future GSAs. This ensures that a past member device cannot continue to decrypt confidential data that is sent in the group. It also ensures that this device cannot send encrypted and/or integrity protected data after it leaves the group. The GSA update mechanism has to be defined as part of the key management scheme.
- d. Backward confidentiality: A new device joining the group should not have access to any old GSAs. This ensures that a new member device cannot decrypt data sent before it joins the group. The key management scheme should ensure that the GSA is updated to ensure backward confidentiality.

The security requirements which need to be fulfilled by the solution described in this draft:

- a. Multicast communication topology: We consider both 1-to-N (one sender with multiple listeners) and M-to-N (multiple senders with multiple listeners) communication topologies. The 1-to-N communication topology is the simplest group communication scenario that would serve the needs of a typical LLN. For example, in the simple lighting automation use case, the switch is the only entity that is responsible for sending commands to a group of lighting devices. In more advanced lighting automation use cases, a N-to-M communication topology would be required, for example if multiple sensors (presence or day-light) are responsible to trigger events to a group of lighting devices.
- b. Multicast group size: The security solutions should support the typical group sizes that "Group Communication for CoAP" draft

[I-D.ietf-core-groupcomm] intends to support. Group size is the combination of the number of Senders and Listeners in a group with possible overlap (a Sender can also be a Listener but need not be always). In LLN use cases mentioned in the document, the number of Senders (normally the controlling devices) is much smaller than the number of Listeners (the controlled devices). A security solution that supports 1 to 50 Senders would cover the group sizes required for most use cases that are relevant for this document. The total number of group devices must be in the range of 2 to 100 devices. Groups larger than these should be divided into smaller independent multicast groups such as grouping lights of a building per floor.

- c. Multicast data confidentiality: Multicast message should be encrypted, as some control commands when sent in the clear could pose unforeseen privacy risks to the users of the system.
- d. Multicast data replay protection: It must not be possible to replay a multicast message as this would disrupt the operation of the group communication.
- e. Multicast data group authentication and integrity: It is essential to ensure that a multicast message originated from a member of the group and that messages have not been tampered with by attackers who are not members. The multicast group key which is known to all group members is used to provide authenticity to the multicast messages (e.g., using a Message Authentication Code, MAC). This assumes that all other group members are trusted not to tamper with the multicast message.

3. Overview of DTLS-based Secure Multicast

The goal of this draft is to secure CoAP Group communication by extending the use of the DTLS security protocol to allow for the use of DTLS record layer with minimal adaptation. The IETF CoRE WG has selected DTLS [[RFC6347](#)] as the default must-implement security protocol for securing CoAP, therefore it is desirable that DTLS be extended to facilitate CoAP-based group communication. Reusing DTLS for different purposes while guaranteeing the required security properties can avoid the need to implement multiple security protocols and this is especially beneficial when the target deployment consists of resource-constrained embedded devices. This section first describes group communication based on IP multicast, and subsequently sketches a solution for securing group communication using DTLS.

3.1. IP Multicast

Devices in the network (e.g. LLN) are categorized into two roles, (1) sender and (2) listener. Any node may have one of these roles, or both roles. The application(s) running on a device basically determine these roles by the function calls they execute on the IP stack of the device.

In principle, a sender or listener does not require any prior access procedures or authentication to send or listen to a multicast message [RFC5374]. A sender to an IPv6 multicast group sets the destination of the packet to an IPv6 address that has been allocated for IPv6 multicast. A device becomes a listener by "joining" to the specific IPv6 multicast group by registering with a network routing device, signaling its intent to receive packets sent to that particular IPv6 multicast group. Figure 1 depicts a 1-to-N multicast communication and the roles of the nodes. Any device can in principle decide to listen to any IPv6 multicast address. This also means applications on the other devices do not know, or do not get notified, when new listeners join the network. More details on the IPv6 multicast and CoAP group communication can be found in [I-D.ietf-core-groupcomm]. This draft does not intend to modify any of the underlying group communication or multicast routing protocols.

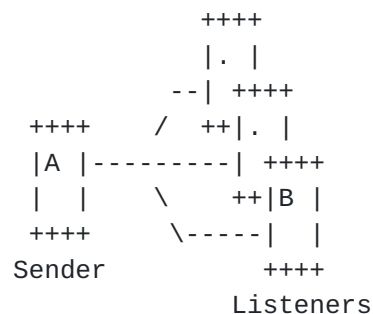


Figure 1: The roles of nodes in a 1-to-N multicast communication topology

3.2. Securing Multicast in Constrained Networks

A group controller in a constrained network creates a multicast group. The group controller may be hosted by a remote server, or a border router that creates a new group over the network. In some cases, devices may be configured using a commissioning tool that mediates the communication between the devices and the group controller. The controller in the network can be discovered by the

devices using various methods defined in [[I-D.vanderstok-core-dna](#)] such as DNS-SD [[RFC6763](#)] and Resource Directory [[I-D.ietf-core-resource-directory](#)]. The group controller communicates with individual devices to add them to the new group. Additionally it distributes the GSA consisting of keying material, security policies security parameters and ciphersuites using a standardized key management for constrained networks which is outside the scope of this draft. Additional ciphersuites may need to be defined to convey the bulk cipher algorithm, MAC algorithm and key lengths within the key management protocol.

Senders in the group can encrypt and authenticate the CoAP group messages from the application using the keying material into the DTLS record. The authenticated encrypted message is passed down to the lower layer of the IPv6 protocol stack for transmission to the multicast address as depicted in Figure 2. The listeners when receiving the message, use the multicast IPv6 destination address and port (i.e., Multicast identifier) to look up the GSA needed for that group connection. The received message is then decrypted and the authenticity is verified using the keying material for that connection.

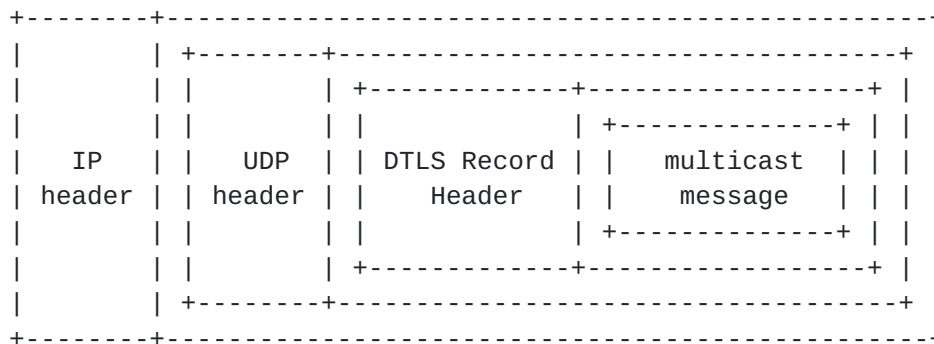


Figure 2: Sending a multicast message protected using DTLS Record Layer

4. Multicast Data Security

This section describes in detail the use of DTLS record layer to secure multicast messages. This assumes that group membership has been configured by the group controller, and all member devices in the group have the GSA.

4.1. SecurityParameter derivation

The GSA is used to derive the same "SecurityParameters" structure as defined in [\[RFC5246\]](#) for all devices.

The SecurityParameters.ConnectionEnd should be set to "server" for senders and "client" for listeners. The current read and write states can be derived from SecurityParameters by generating the six keying materials:

```
client write MAC key
server write MAC key
client write encryption key
server write encryption key
client write IV
server write IV
```

This requires that the client_random and server_random within the SecurityParameters are also set to the same value for all devices as part of the GSA to derive the same keying material for all devices in the group with the PRF function defined in [Section 6.3 of \[RFC5246\]](#) . Alternatively, the GSA could directly include the above six keying material when being configured in all group devices.

The current read and write states are instantiated for all group members based on the keying material and according to their roles: senders use "server write" parameters for the write state and listeners use "server write" parameters for the read state. Additionally each connection state contains the sequence number which is incremented for each record sent; the first record sent has the sequence number 0.

4.2. Record layer adaptation

In this section, we describe in detail the adaptation of the DTLS Record layer to enable multiple senders in the group to securely send information using a common group key, while preserving the confidentiality, integrity and freshness of the messages.

The following Figure 3 illustrates the structure of the DTLS record layer header, the epoch and seq_number are used to ensure message freshness and to detect message replays.

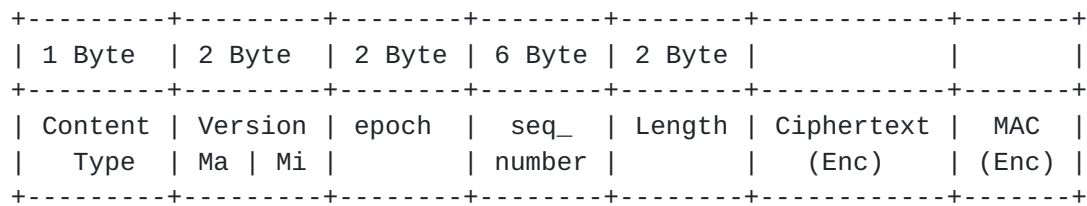


Figure 3: The DTLS record layer header and optionally encrypted payload and MAC

The epoch is fixed by the DTLS handshake and the seq_number is initialized to 0. The seq_number is increased by one whenever a sender sends a new record message. This is the mechanism of DTLS to detect message replay. Finally, the message is protected (encrypted and authenticated with a MAC) using the session keys in the "server write" parameters.

One of the problems with supporting multiple senders is that, the seq_number used by senders need to be synchronized to avoid their reuse, otherwise packets sent by different senders may get discarded as replayed packets. Further, the bigger problem is using a single key in a multiple sender scenario leads to nonce reuse in AEAD cipher suites like AES-CCM [[RFC6655](#)] and AES-GCM [[RFC5288](#)] as defined in DTLS. Nonce reuse can completely break the security of these cipher suites.

According to the AES-CCM for TLS, [Section 3 \[RFC6655\]](#), the CCMNonce is a combination of a salt value and the sequence number.

```
struct {
    opaque salt[4];
    opaque nonce_explicit[8];
} CCMNonce;
```

The salt is the "client write IV" (when the client is sending) or the "server write IV" (when the server is sending) as defined in the "SecurityParameters". Further [[RFC6655](#)] requires that the value of the nonce_explicit MUST be distinct for each distinct invocation of the CCM encrypt function for any fixed key. When the nonce_explicit is equal to the sequence number of the TLS packets, the CCMNonce has the structure as below:


```

struct {
    uint32 client_write_IV; // low order 32-bits
    uint64 seq_num;         // TLS sequence number
} CCMClientNonce.

struct {
    uint32 server_write_IV; // low order 32-bits
    uint64 seq_num;         // TLS sequence number
} CCMServerNonce.

```

In DTLS, the 64-bit sequence number is the 16-bit epoch concatenated with the 48-bit seq_number. Therefore to prevent that the CCMNonce is reused, either all senders need to synchronize or separate non-overlapping sequence number spaces need to be created for each sender. Synchronization between senders is especially hard in constrained networks and therefore we go for the second approach of separating the sequence number spaces by embedding a unique sender identifier in the sequence number as suggested in [RFC5288].

Thus in addition to configuring each device in the group with the GSA, the controller needs to assign a unique SenderID to each device which has the sender role in the group. The size of the SenderID is 1-octet based on the requirement for the supported group size mentioned in [Section 2.2](#). The list of SenderIDs are then distributed to all the group members by the controller.

The existing DTLS record layer header is adapted such that the 6-octet seq_number field is split into a 1-octet SenderID field and a 5-octet "truncated" trunc_seq_number field. Figure 4 illustrates the adapted DTLS record layer header.

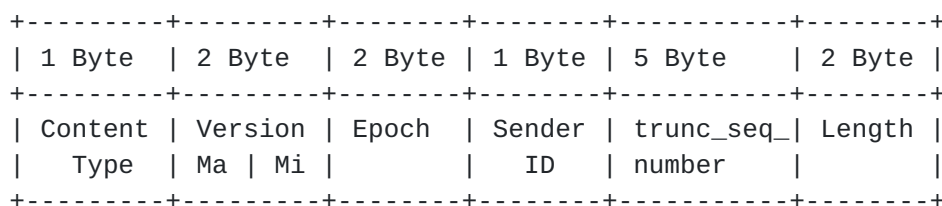


Figure 4: The adapted DTLS record layer header

4.3. Sending Secure Multicast Messages

Senders in the multicast group when sending a CoAP group message from the application, create the adapted DTLS record payload based on the "server write" parameters. Each sender in the group uses its own unique SenderID in the DTLS record layer header. It also manages its

own epoch and trunc_seq_number in the "server write" connection state; the first record sent has the trunc_seq_number 0. After creating the DTLS record, the trunc_seq_number is incremented in the "server write" connection state. The adapted DTLS record is then passed down to UDP and IPv6 layer for transmission on the multicast IPv6 destination address and port.

4.4. Receiving Secure Multicast Messages

When a listener receives a protected multicast message from the sender, it looks up the corresponding "client read" connection state based on the multicast IP destination and port of the packet. This is fundamentally different from standard DTLS logic in that the current "client read" connection state is bound to the source IP address and port.

Listener devices in a multiple senders multicast group, need to store multiple "client read" connection states for the different senders linked to the SenderIDs. The keying material is same for all senders however the epoch and the trunc_seq_number of the last received packets needs to be kept different for different senders.

The listeners first perform a "server write" keys lookup by using the multicast IPv6 destination address and port of the packet. By knowing the keys, the listeners decrypt and check the MAC of the message. This guarantees that no one outside the group has spoofed the SenderID, as it is protected by the MAC. Subsequently, by authenticating the SenderID field, the listeners retrieve the "client read" connection state which contains the last stored epoch and trunc_seq_number of the sender, which is used to check the freshness of the message received. The listeners must ensure that the epoch is the same and trunc_seq_number in the message received is higher than the stored value, otherwise the message is discarded. Alternatively a windowing mechanism can be used to accept genuine out-of-order packets. Once the authenticity and freshness of the message have been checked, the listeners can pass the message to the higher layer protocols. The epoch and the trunc_seq_number in the corresponding "client read" connection state are updated as well.

4.5. Unicast Responses to Multicast Messages

In CoAP, responses to multicast messages are always sent back as unicast. That is, the group members that receive a multicast message may individually decide to send (or suppress) a unicast response as described in Section 2.5 of [[I-D.ietf-core-groupcomm](#)]. The unicast responses to a DTLS-based multicast message MUST be secured. Specifically, the unicast response may be sent back in a unicast DTLS message as described in Section 9.1 of [[I-D.ietf-core-coap](#)]. This

requires that a unicast DTLS session is already established between the multicast sender and the listener.

Either the multicast message sender or listener may initiate the unicast DTLS handshake to establish the DTLS session. If the DTLS handshake was initiated by the multicast message sender, it requires that the sender be aware of the membership of the multicast group. This can be accomplished, for example, as described in Section 2.6 of [\[I-D.ietf-core-groupcomm\]](#). If the listener initiated the DTLS handshake, it may have done so, for example, after receiving a multicast message from a specific sender for the first time.

In the extreme scenario, a multicast sender may attempt to initiate the unicast DTLS handshake with all, or a subset of, known listeners just before or just after it sends out the DTLS-based multicast message. This may result in the multicast sender having to process unicast DTLS handshake messages from multiple multicast listeners in a short period.

For matching a CoAP response to its corresponding CoAP multicast request, the matching rules for multicast CoAP in Section 8.2 of [\[I-D.ietf-core-coap\]](#) are used: only the Token value MUST match. Note in particular that the matching rules for unicast DTLS of Section 9.1.2 of [\[I-D.ietf-core-coap\]](#) do not apply in the multicast request case.

Note: There is an obvious timing and processing load issue for the multicast sender in all scenarios where multiple DTLS sessions are established just before or just after the sender sends out the DTLS-based multicast message. In the case that the DTLS handshake initiation is left to the listeners, the processing load in the multicast sender (i.e. unicast DTLS client) is reduced somewhat by the fact that CoAP requires a randomized back-off delay before responding to a multicast request. The delay is determined by the Leisure mechanism as described in Section 8.2 of [\[I-D.ietf-core-coap\]](#).

4.6. Proxy Operation

CoAP allows a client to designate a (forward) proxy to process its CoAP request for both unicast and multicast scenarios as described in Section 2.10 of [\[I-D.ietf-core-groupcomm\]](#). In this case, the proxy (and not the client) appears as the originating point to the destination server for the CoAP request.

As mentioned in Section 11.2 of [\[I-D.ietf-core-coap\]](#), proxies are by their nature men-in-the-middle and break DTLS protection of CoAP message exchanges. Therefore, in a DTLS-based multicast scenario

involving a proxy, a two-step approach is required. First, the client will send a unicast DTLS request to the proxy. The proxy will then receive and decrypt the unicast message. The proxy will then take the contents of the received message and create a new multicast message and secure it using DTLS-based multicast before sending it out to the group. For this approach to work properly, the client needs to be able to designate the proxy as an authorized sender. The mechanism for this authorization is outside the scope of this draft.

5. IANA Considerations

This memo includes no request to IANA.

6. Security Considerations

Some of the security issues that should be taken into consideration are discussed below.

6.1. Group level security

This proposal uses a single group key to protect communication within the group. This requires that all group members are trusted, for e.g. they do not forge messages as a different sender in the group. In many use case, the devices in a group belong to a common authority and are configured by a commissioner. In a professional lighting scenario, the roles of the senders and listeners are configured by the lighting commissioner and devices follow those roles.

The use of the protocol should take into consideration the risk of compromise of a group device in a deployment scenario. Therefore the group size should be limited to 100 devices unless additional source authenticity mechanisms are implemented at the application layer. Further, the damage due to a compromised key can be limited by increasing the frequency of re-keying based on the unique unicast key-pair shared by each device with the controller. Additionally the risk of compromise is reduced when deployments are in physically secured locations, like lighting inside office buildings.

6.2. Late joiners

Listeners who are late joiners to a multicast group, do not know the current epoch and trunc_seq_number being used by different senders. When they receive a packet from a sender with a random trunc_seq_number in it, it is impossible for the listener to verify if the packet is fresh and has not been replayed by an attacker. To overcome this late joiner security issue, the group controller which can act as a listener in the multicast group can maintain the epoch and trunc_seq_number of each sender. When late joiners send a

request to the group controller to join the multicast group, the group controller can send the list of epoch and trunc_seq_numbers as part of the GSA.

6.3. Uniqueness of SenderIDs

It is important that SenderIDs are unique to maintain the security properties of the DTLS record layer messages. However in the event that two or more senders are configured with the same SenderID, a mechanism needs to be present to avoid a security weakness and recover from the situation. One such mechanism is that all senders of the multicast group are also listeners. This allows a sender which receives a packet from a different device with its own SenderID in the DTLS header to become aware of a clash. Once aware, the sender can inform the controller on a secure channel about the clash along with the source IP address. The controller can then provide a different SenderID to either device or both.

6.4. Reduced sequence number space

The DTLS record layer seq_number is truncated from 6 octets to 5 octets. This reduction of the seq_number space should be taken into account to ensure that epoch is incremented before the trunc_seq_number wraps over. The sender or the controller can increase the epoch number by sending a ChangeCipherSpec message whenever the trunc_seq_number has been exhausted. This should be done as part of the key management mechanism which is not defined in this draft.

7. Acknowledgements

The authors greatly acknowledge discussion, comments and feedback from Dee Denteneer, Peter van der Stok, Zach Shelby, Michael StJohns and Marco Tiloca. Additionally thanks to David McGrew for suggesting options for recovering from a SenderID clash, and John Foley for the extensive review and pointing us to the AERO draft. We also appreciate prototyping and implementation efforts by Pedro Moreno Sanchez who worked as an intern at Philips Research.

8. References

8.1. Normative References

[I-D.ietf-core-coap]
Shelby, Z., Hartke, K., and C. Bormann, "Constrained Application Protocol (CoAP)", [draft-ietf-core-coap-18](#) (work in progress), June 2013.

[I-D.ietf-core-groupcomm]

Rahman, A. and E. Dijk, "Group Communication for CoAP", [draft-ietf-core-groupcomm-19](#) (work in progress), June 2014.

[RFC2119] Bradner, S., "Key words for use in RFCs to Indicate Requirement Levels", [BCP 14](#), [RFC 2119](#), March 1997.

[RFC5116] McGrew, D., "An Interface and Algorithms for Authenticated Encryption", [RFC 5116](#), January 2008.

[RFC5246] Dierks, T. and E. Rescorla, "The Transport Layer Security (TLS) Protocol Version 1.2", [RFC 5246](#), August 2008.

[RFC5288] Salowey, J., Choudhury, A., and D. McGrew, "AES Galois Counter Mode (GCM) Cipher Suites for TLS", [RFC 5288](#), August 2008.

[RFC6347] Rescorla, E. and N. Modadugu, "Datagram Transport Layer Security Version 1.2", [RFC 6347](#), January 2012.

[RFC6655] McGrew, D. and D. Bailey, "AES-CCM Cipher Suites for Transport Layer Security (TLS)", [RFC 6655](#), July 2012.

8.2. Informative References

[FIPS.180-2.2002]

National Institute of Standards and Technology, "Secure Hash Standard", FIPS PUB 180-2, August 2002, <<http://csrc.nist.gov/publications/fips/fips180-2/fips180-2.pdf>>.

[FIPS.197.2001]

National Institute of Standards and Technology, "Advanced Encryption Standard (AES)", FIPS PUB 197, November 2001, <<http://csrc.nist.gov/publications/fips/fips197/fips-197.pdf>>.

[I-D.dijk-core-groupcomm-misc]

Dijk, E. and A. Rahman, "Miscellaneous CoAP Group Communication Topics", [draft-dijk-core-groupcomm-misc-06](#) (work in progress), June 2014.

[I-D.ietf-core-resource-directory]

Shelby, Z., Bormann, C., and S. Krco, "CoRE Resource Directory", [draft-ietf-core-resource-directory-01](#) (work in progress), December 2013.

[I-D.mcgregw-aero]

McGrew, D. and J. Foley, "Authenticated Encryption with Replay prOtectioN (AERO)", [draft-mcgregw-aero-01](#) (work in progress), February 2014.

[I-D.vanderstok-core-dna]

Stok, P., Lynn, K., and A. Brandt, "CoRE Discovery, Naming, and Addressing", [draft-vanderstok-core-dna-02](#) (work in progress), July 2012.

[RFC2104] Krawczyk, H., Bellare, M., and R. Canetti, "HMAC: Keyed-Hashing for Message Authentication", [RFC 2104](#), February 1997.

[RFC3740] Hardjono, T. and B. Weis, "The Multicast Group Security Architecture", [RFC 3740](#), March 2004.

[RFC3830] Arkko, J., Carrara, E., Lindholm, F., Naslund, M., and K. Norrman, "MIKEY: Multimedia Internet KEYing", [RFC 3830](#), August 2004.

[RFC4046] Baugher, M., Canetti, R., Dondeti, L., and F. Lindholm, "Multicast Security (MSEC) Group Key Management Architecture", [RFC 4046](#), April 2005.

[RFC4082] Perrig, A., Song, D., Canetti, R., Tygar, J., and B. Briscoe, "Timed Efficient Stream Loss-Tolerant Authentication (TESLA): Multicast Source Authentication Transform Introduction", [RFC 4082](#), June 2005.

[RFC4535] Harney, H., Meth, U., Colegrove, A., and G. Gross, "GSAKMP: Group Secure Association Key Management Protocol", [RFC 4535](#), June 2006.

[RFC4785] Blumenthal, U. and P. Goel, "Pre-Shared Key (PSK) Ciphersuites with NULL Encryption for Transport Layer Security (TLS)", [RFC 4785](#), January 2007.

[RFC4944] Montenegro, G., Kushalnagar, N., Hui, J., and D. Culler, "Transmission of IPv6 Packets over IEEE 802.15.4 Networks", [RFC 4944](#), September 2007.

[RFC4949] Shirey, R., "Internet Security Glossary, Version 2", [RFC 4949](#), August 2007.

[RFC5374] Weis, B., Gross, G., and D. Ignjatic, "Multicast Extensions to the Security Architecture for the Internet Protocol", [RFC 5374](#), November 2008.

- [RFC6282] Hui, J. and P. Thubert, "Compression Format for IPv6 Datagrams over IEEE 802.15.4-Based Networks", [RFC 6282](#), September 2011.
- [RFC6763] Cheshire, S. and M. Krochmal, "DNS-Based Service Discovery", [RFC 6763](#), February 2013.

[Appendix A](#). Change Log

(To be removed by RFC editor before publication.)

Changes from keoh-03 to keoh-04:

- o Added description of Proxy operation in a DTLS-based multicast scenario in [Section 4.5](#) (Proxy Operation).
- o Corrected text in [Section 2.2](#) (Security Requirements), item "h", to indicate that multicast source authentication is not specified in this version of the draft.
- o Clarified that draft is written primarily for securing of CoAP based group communication, but that other protocols may also be supported if they have similar characteristics. See [Section 1](#) (Introduction).
- o Ran IETF spell checker and ID-Nits tools and corrected various issues throughout the document.
- o Various editorial updates.

Changes from keoh-04 to keoh-05:

- o In [section 2.1](#), removed the firmware upgrade usecase and clarified the commissioning use case. The lighting use-case expanded with shared and multiple subnets issues.
- o In [Section 2.2](#), (b) reduced the group size to 100; (h) clarified data source authenticity
- o Added new [Section 6.1](#) (Group level security) in security considerations to make clear the risks of the single group key.

Changes from keoh-05 to keoh-06:

- o Added description of protection of unicast responses to multicast request in new [Section 4.5](#) (Unicast Responses to Multicast Messages).

- o Clarified that CoAP may be run over either LLNs or regular networks. This also included changing the title of the I-D.
- o Various editorial updates.

Changes from keoh-06 to keoh-07:

- o Clarified that either the sender or receiver may initiate the unicast DTLS handshake (for the protected unicast response) in [Section 4.5](#).
- o Various editorial updates.

Changes from keoh-07 to keoh-08:

- o Changed focus of usage of the DTLS-multicast solution from "control applications" to a "Lighting automation" theme.
- o Added request/response matching rules for DTLS-multicast.
- o Various editorial updates for better clarity.

Authors' Addresses

Sye Loong Keoh
University of Glasgow Singapore
Republic PolyTechnic, 9 Woodlands Ave 9
Singapore 838964
SG

Email: SyeLoong.Keoh@glasgow.ac.uk

Sandeep S. Kumar (editor)
Philips Research
High Tech Campus 34
Eindhoven 5656 AE
NL

Email: sandeep.kumar@philips.com

Oscar Garcia-Morchon
Philips Research
High Tech Campus 34
Eindhoven 5656 AE
NL

Email: oscar.garcia@philips.com

Esko Dijk
Philips Research
High Tech Campus 34
Eindhoven 5656 AE
NL

Email: esko.dijk@philips.com

Akbar Rahman
InterDigital
1000 Sherbrooke Street West
Montreal H3A 3G4
CA

Email: akbar.rahman@interdigital.com

