

Link State Routing
Internet-Draft
Intended status: Standards Track
Expires: September 2, 2018

K. Talaulikar
P. Psenak
Cisco Systems, Inc.
H. Johnston
AT&T Labs
March 1, 2018

OSPF Reverse Metric
draft-ketant-ospf-reverse-metric-00

Abstract

This document specifies the extensions to OSPF that enables a router to signal to its neighbor the metric that the neighbor should use towards itself using link-local advertisement between them. The signalling of this reverse metric, to be used on link(s) towards itself, allows a router to influence the amount of traffic flowing towards itself and in certain use-cases enables routers to maintain symmetric metric on both sides of a link between them.

Requirements Language

The key words "MUST", "MUST NOT", "REQUIRED", "SHALL", "SHALL NOT", "SHOULD", "SHOULD NOT", "RECOMMENDED", "MAY", and "OPTIONAL" in this document are to be interpreted as described in [RFC 2119](#) [[RFC2119](#)].

Status of This Memo

This Internet-Draft is submitted in full conformance with the provisions of [BCP 78](#) and [BCP 79](#).

Internet-Drafts are working documents of the Internet Engineering Task Force (IETF). Note that other groups may also distribute working documents as Internet-Drafts. The list of current Internet-Drafts is at <https://datatracker.ietf.org/drafts/current/>.

Internet-Drafts are draft documents valid for a maximum of six months and may be updated, replaced, or obsoleted by other documents at any time. It is inappropriate to use Internet-Drafts as reference material or to cite them other than as "work in progress."

This Internet-Draft will expire on September 2, 2018.

Internet-Draft

OSPF Reverse Metric

March 2018

Copyright Notice

Copyright (c) 2018 IETF Trust and the persons identified as the document authors. All rights reserved.

This document is subject to [BCP 78](#) and the IETF Trust's Legal Provisions Relating to IETF Documents (<https://trustee.ietf.org/license-info>) in effect on the date of publication of this document. Please review these documents carefully, as they describe your rights and restrictions with respect to this document. Code Components extracted from this document must include Simplified BSD License text as described in Section 4.e of the Trust Legal Provisions and are provided without warranty as described in the Simplified BSD License.

Table of Contents

1.	Introduction	2
2.	Use Cases	3
2.1.	Symmetrical Metric Based on Reference Bandwidth	3
2.2.	Adaptive Metric Signaling	4
3.	Solution	5
4.	LLS Reverse Metric TLV	6
5.	Procedures	6
6.	Backward Compatibility	8
7.	IANA Considerations	8
8.	Security Considerations	8
9.	Contributors	8
10.	Acknowledgements	8
11.	References	8
11.1.	Normative References	8
11.2.	Informative References	9
	Authors' Addresses	9

[1.](#) Introduction

Routers running the Open Shortest Path First (OSPFv2) [[RFC2328](#)] and OSPFv3 [[RFC5340](#)] routing protocols originate a Router-LSA (Link State Advertisement) that describes all its links to its neighbors and includes a metric which indicates its "cost" of reaching the neighbor over that link. Consider two routers R1 and R2 that are connected via a link. The metric for this link in direction R1->R2 is configured on R1 and in the direction R2->R1 is configured on R2.

Thus the configuration on R1 influences the traffic that it forwards towards R2 but does not influence the traffic that it may receive from R2 on that same link.

This document describes certain use-cases where it is desirable for R1 to be able to signal what we call as the reverse metric (RM) that R2 should use on the link towards R1. Once R1 signals its reverse metric on its link to R2, then R2 advertises this value as its metric to R1 in its Router-LSA instead of its locally configured value. Once this information is part of the topology then all other routers do their computation using this value which results in the desired change in traffic distribution that R1 wanted to achieve towards itself over the link from R2.

This document proposes an extension to OSPF link-local signaling (LLS) [[RFC5613](#)] for signalling the OSPF Reverse Metric using the LLS Reverse Metric TLV in [Section 4](#) and describes the related procedures in section [Section 5](#).

[2.](#) Use Cases

This section describes certain use-cases that OSPF reverse metric helps to address. The usage of OSPF reverse metric need not be limited to these cases and is intended to be a generic mechanism.

[2.1.](#) Symmetrical Metric Based on Reference Bandwidth

Certain OSPF implementations and deployments deduce the metric of links based on their bandwidth using a reference bandwidth. The OSPF MIB [[RFC4750](#)] has `ospfReferenceBandwidth` that is used by entries in the `ospfIfMetricTable`. This mechanism is leveraged in deployments where the link metrics get lowered or increased as bandwidth capacity is removed or added e.g. consider layer-2 links bundled as a layer-3 interface on which OSPF is enabled. In the situations where these layer-2 links are directly connected to the two routers, the link and bandwidth availability is detected and updated on both sides. This allows for schemes where the metric is maintained to be symmetric in both directions based on the bandwidth.

Now consider variation of the same deployment where the links between

routers are not directly connected and instead are provisioned over a layer-2 network consisting of switches or other mechanisms for a layer-2 emulation. In such scenarios, as show in Figure 1, the router on one side of the link would not detect when the neighboring router has lost one of its layer-2 link and has reduced capacity to its layer-2 switch. Note that the number of links and their capacities on the router R0 may not be the same as those on R1, R2 and R3. The left hand side diagram shows the actual physical topology in terms of the layer-2 links while the right hand side diagram shows the logical layer-3 link topology between the routers.

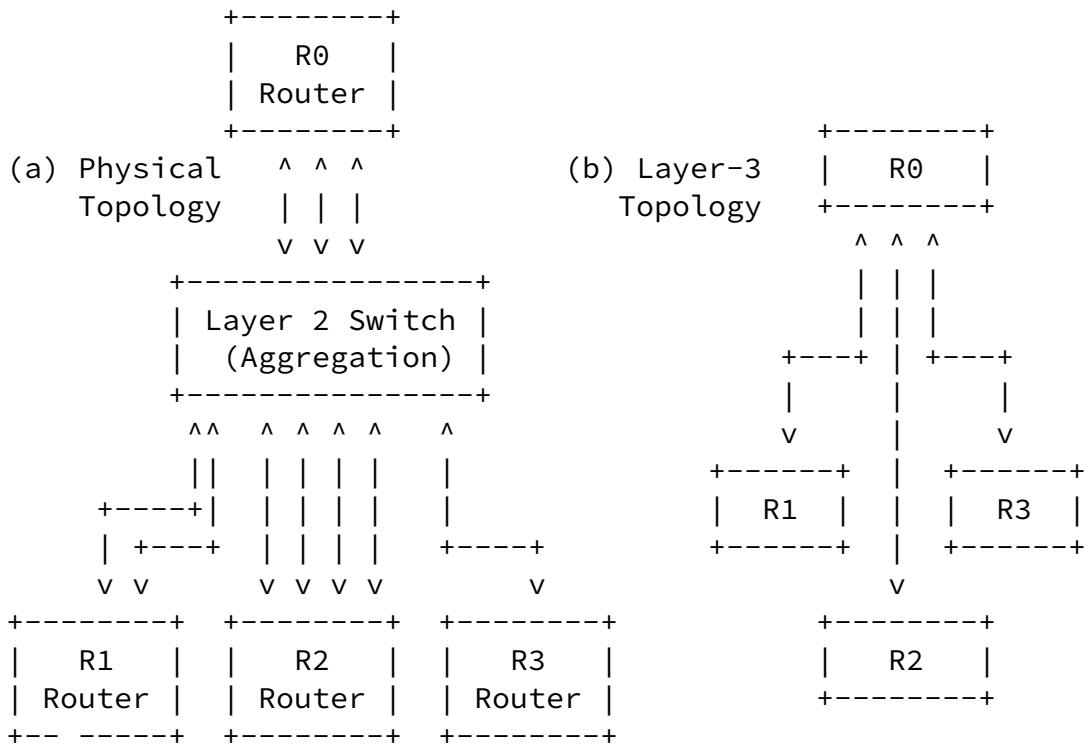


Figure 1: Routers Interconnected over Layer-2 Network

In such a scenario, the amount of traffic that can be forwarded in bidirectional manner between say R0 and R1 is dictated by the lower of the link capacity of R0 and R1 to the layer-2 transport network. In this scenario, when one of the link from R1 to the switch goes down, it would increase its link metric to R0 from say 20 to 40. However, similarly R0 also needs to increase its link metric to R1 as

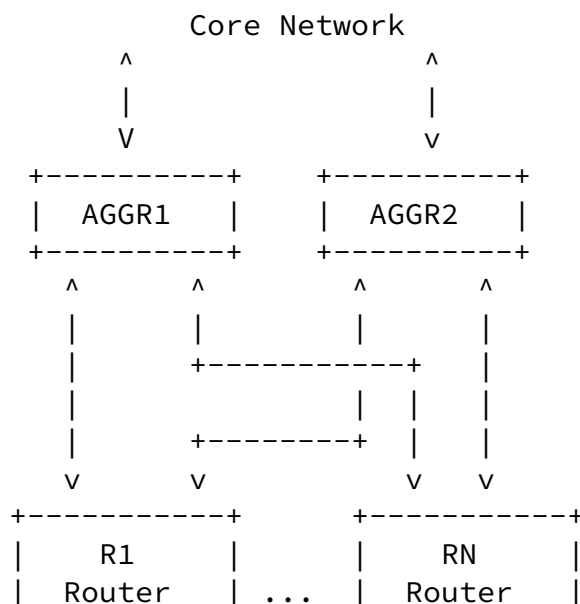
well from 20 to 40 as otherwise, the traffic will hit congestion and get dropped.

When R1 has the ability to signal the OSPF reverse metric of 40 towards itself to R0, then R0 can also update its metric without any manual intervention to ensure the correct traffic distribution. Consider if some destinations were reachable from R0 via R1 previously and this automatic metric adjustment now makes some of those destinations reachable from R0 via R3. This allows some traffic load on the link R0 to R1 to now flow via R3 to these destinations.

2.2. Adaptive Metric Signaling

Now consider another deployment scenario where, as show in Figure 2, two routers AGGR1 and AGGR2 are connected to a bunch of routers R1 thru RN that are dual homed to them and aggregating the traffic from them towards a core network. At some point T, AGGR1 loses some of its capacity towards the core or is facing some congestion issue

towards the core and it needs to reduce the traffic going through it and perhaps redirect some of that load via AGGR2 which is not facing a similar issue. Altering its own metric towards Rx routers would influence the traffic flowing through it in the direction from core to the Rx but not the other way around as desired.



+-----+ +-----+

Figure 2: Adaptive Metric for Dual Gateways

In such a scenario, the AGGR1 router could signal an incremental value of OSPF reverse metric towards some or all of the Rx routers. When the Rx routers apply this signaled reverse metric offset value to the original metric on their links towards AGGR1 then the path via AGGR2 becomes a better path causing traffic towards the core getting diverted away from it. Note that the reverse metric mechanism allows such adaptive metric changes to be applied on the AGGR1 as opposed to being provisioning statically on the possibly large number of Rx routers.

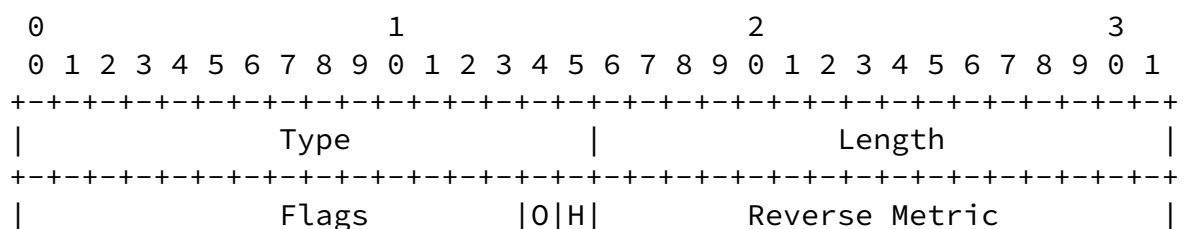
3. Solution

To address the use-cases described earlier and to allow an OSPF router to indicate its reverse metric for a specific point-to-point or point-to-multipoint link to its neighbor, this document proposes to extend OSPF link-local signaling to advertise the Reverse Metric TLV in OSPF Hello packets. This ensures that the RM signaling is scoped ONLY to each specific link individually. The router continues to include the Reverse Metric TLV in its Hello packets on the link as long as it needs its neighbor to use that metric value towards itself. Further details of the procedures involve are specified in [Section 5](#).

The RM signaling specified in this document is not required for broadcast or non-broadcast-multi-access (NBMA) links since the same objective is achieved there using the OSPF Two-Part Metric mechanism [[RFC8042](#)].

4. LLS Reverse Metric TLV

The Reverse Metric TLV is a new LLS TLV. It has following format:



+--+

where:

Type: TBD, suggested value 19

Length: 4 octet

Flags: Following are defined currently and the rest MUST be set to 0 and ignored on reception.

* H (0x1) : Indicates that neighbor should use value only if higher than its current metric value in use

* O (0x2) : Indicates that the reverse metric value provided is an offset that is to be added to the original metric

Reverse Metric: The value or offset of reverse metric to be used

5. Procedures

When a router needs to signal a RM value that its neighbor(s) should use towards itself, it includes the Reverse Metric TLV in the LLS block of its hello messages sent on the link and continues to include this TLV for as long as it needs it's neighbor to use this value. The mechanisms used to determine the value to be used for the RM is specific to the implementation and use-case and is outside the scope of this document. e.g. in the use-case related to symmetric metric described in [Section 2.1](#), the RM value may be derived based on the router's link's bandwidth with respect to the reference bandwidth.

A router receiving a hello packet from its neighbor that contains the Reverse Metric TLV on its link SHOULD use the RM value to derive the metric for the link in its Router-LSA to the advertising router. When the O flag is set, the value in the TLV needs to be added to the existing original metric provisioned on the link to derive the new metric value to be used. When the O flag is clear, the value in the TLV should be directly used as the metric to be used. When H flag is set and O flag is clear, this is done only when the RM value signaled

is higher than the provisioned metric value being used already. This mechanism applies only for point-to-point, point-to-multipoint and hybrid broadcast point-to-multipoint ([RFC6845]) links. For broadcast and NBMA links the OSPF Two-Part Metric mechanism [RFC8042] should be used in similar use-cases.

Implementations SHOULD provide a configuration option to enable the signaling of RM from a router to its neighbors and MAY provide a configuration option to disable the acceptance of the RM from its neighbors.

A router stops including the Reverse Metric TLV in its hello messages when it needs its neighbors to go back to using their own provisioned metric values. When that happens, a router which had modified its metric in response to receiving a Reverse Metric TLV from its neighbor should revert back to using its original provisioned metric value.

In certain scenarios, it is possible that two or more routers start the RM signaling on the same link. This could create collision scenarios. The following rules MUST be adopted by routers to ensure that there is no instability in the network due to churn in their metric due to signaling of RM:

- o The RM value that is signaled by a router to its neighbor MUST NOT be derived from the reverse metric being signaled by any of its neighbor on any of its links.
- o The RM value that is signaled by a router MUST NOT be derived from its own metric which has been modified on account of a RM signaled from any of its neighbors on any of its links. RM signaling from other routers can affect the router's own metric advertised in its Router-LSA. When deriving the RM values that a router signals to its neighbors, it should use its "original" local metric values not influenced by any RM signaling.

Based on these rules, a router MUST never start or stop or change its RM metric signaling based on the RM metric signaling initiated by some other router. Based on the local configuration policy, each router would end up accepting the RM value signaled by its neighbor

and there would be no churn of metrics on the link or the network on

account of RM signaling.

In certain use-case as described in [Section 2.1](#) when symmetrical metrics are desired, the RM signaling can be enabled on routers on either ends of a link. In other use-cases as described in [Section 2.2](#) RM signaling may need to be enabled on only router at one end of a link.

[6.](#) Backward Compatibility

The signaling specified in this document happens at a link-local level between routers on that link. A router which does not support this specification would ignore the Reverse Metric LLS TLV and take no actions to updates its metric in the other LSAs. As a result, the behavior would be the same as before this specification. Therefore, there are no backward compatibility related issues or considerations that need to be taken care of when implementing this specification.

[7.](#) IANA Considerations

This specification updates Link Local Signalling TLV Identifiers registry.

Following values are requested for allocation:

- o TBD (Suggested value 19) - Reverse Metric TLV

[8.](#) Security Considerations

Implementations must assure that malformed LLS TLV and Sub-TLV permutations do not result in errors which cause hard OSPF failures.

[9.](#) Contributors

Thanks to Jay Karthik for his contributions on the use-cases related to symmetric metric and the review of the solution.

[10.](#) Acknowledgements

[11.](#) References

[11.1.](#) Normative References

- [RFC2119] Bradner, S., "Key words for use in RFCs to Indicate Requirement Levels", [BCP 14](#), [RFC 2119](#), DOI 10.17487/RFC2119, March 1997, <<https://www.rfc-editor.org/info/rfc2119>>.

- [RFC2328] Moy, J., "OSPF Version 2", STD 54, [RFC 2328](#), DOI 10.17487/RFC2328, April 1998, <<https://www.rfc-editor.org/info/rfc2328>>.
- [RFC5340] Coltun, R., Ferguson, D., Moy, J., and A. Lindem, "OSPF for IPv6", [RFC 5340](#), DOI 10.17487/RFC5340, July 2008, <<https://www.rfc-editor.org/info/rfc5340>>.
- [RFC5613] Zinin, A., Roy, A., Nguyen, L., Friedman, B., and D. Yeung, "OSPF Link-Local Signaling", [RFC 5613](#), DOI 10.17487/RFC5613, August 2009, <<https://www.rfc-editor.org/info/rfc5613>>.

11.2. Informative References

- [RFC4750] Joyal, D., Ed., Galecki, P., Ed., Giacalone, S., Ed., Coltun, R., and F. Baker, "OSPF Version 2 Management Information Base", [RFC 4750](#), DOI 10.17487/RFC4750, December 2006, <<https://www.rfc-editor.org/info/rfc4750>>.
- [RFC6845] Sheth, N., Wang, L., and J. Zhang, "OSPF Hybrid Broadcast and Point-to-Multipoint Interface Type", [RFC 6845](#), DOI 10.17487/RFC6845, January 2013, <<https://www.rfc-editor.org/info/rfc6845>>.
- [RFC8042] Zhang, Z., Wang, L., and A. Lindem, "OSPF Two-Part Metric", [RFC 8042](#), DOI 10.17487/RFC8042, December 2016, <<https://www.rfc-editor.org/info/rfc8042>>.

Authors' Addresses

Ketan Talaulikar
Cisco Systems, Inc.
S.No. 154/6, Phase I, Hinjawadi
PUNE, MAHARASHTRA 411 057
India

Email: ketant@cisco.com

Peter Psenak
Cisco Systems, Inc.
Apollo Business Center
Mlynske nivy 43
Bratislava 821 09
Slovakia

Email: ppsenak@cisco.com

Talaulikar, et al.

Expires September 2, 2018

[Page 9]

Internet-Draft

OSPF Reverse Metric

March 2018

Hugh Johnston
AT&T Labs
USA

Email: hugh_johnston@labs.att.com

