

ALTO
Internet-Draft
Intended status: Standards Track
Expires: September 15, 2011

S. Kiesel
University of Stuttgart
M. Stiemerling
NEC Europe Ltd.
N. Schwan
M. Scharf
Alcatel-Lucent Bell Labs
M. Tomsu
Alcatel-Lucent
H. Song
Huawei
March 14, 2011

ALTO Server Discovery Protocol
draft-kiesel-alto-3pdisc-05

Abstract

The goal of Application-Layer Traffic Optimization (ALTO) is to provide guidance to applications, which have to select one or several hosts from a set of candidates that are able to provide a desired resource.

Entities seeking guidance need to discover and possibly select an ALTO server to ask. This is called ALTO server discovery. This memo describes an ALTO server discovery mechanism based on several alternative mechanisms that are applicable in a diverse set of ALTO deployments.

Status of this Memo

This Internet-Draft is submitted in full conformance with the provisions of [BCP 78](#) and [BCP 79](#).

Internet-Drafts are working documents of the Internet Engineering Task Force (IETF). Note that other groups may also distribute working documents as Internet-Drafts. The list of current Internet-Drafts is at <http://datatracker.ietf.org/drafts/current/>.

Internet-Drafts are draft documents valid for a maximum of six months and may be updated, replaced, or obsoleted by other documents at any time. It is inappropriate to use Internet-Drafts as reference material or to cite them other than as "work in progress."

This Internet-Draft will expire on September 15, 2011.

Copyright Notice

Internet-Draft

ALTO Server Discovery Protocol

March 2011

Copyright (c) 2011 IETF Trust and the persons identified as the document authors. All rights reserved.

This document is subject to [BCP 78](http://trustee.ietf.org/license-info) and the IETF Trust's Legal Provisions Relating to IETF Documents (<http://trustee.ietf.org/license-info>) in effect on the date of publication of this document. Please review these documents carefully, as they describe your rights and restrictions with respect to this document. Code Components extracted from this document must include Simplified BSD License text as described in Section 4.e of the Trust Legal Provisions and are provided without warranty as described in the Simplified BSD License.

Table of Contents

1.	Introduction	3
1.1.	History	3
1.2.	Discovery Scenarios	4
1.2.1.	ALTO Server Discovery by Resource Consumers	4
1.2.2.	ALTO Server Discovery by a Third Party	5
1.3.	Pre-Conditions	6
2.	Protocol Overview	8
3.	Retrieving the URI by U-NAPTR	10
3.1.	U-NAPTR Resolution	10
3.2.	Retrieving the Domain Name	10
3.2.1.	Option 1: User input	11
3.2.2.	Option 2: DHCP	11
3.2.3.	Option 3: Reverse DNS Lookup	12
4.	Applicability	13
4.1.	Applicability for Resource Consumer Server Discovery	13
4.2.	Applicability for Third Party Server Discovery	13
5.	Deployment Considerations	15
5.1.	Private customers or very small businesses	15
5.2.	Medium-size customer networks	15
5.3.	Large Customers	16
6.	IANA Considerations	17
7.	Security Considerations	18
7.1.	General	18
7.2.	For U-NAPTR	18
8.	Open Issues	20
9.	Contributors	21
10.	Conclusion	22

11. References	23
11.1. Normative References	23
11.2. Informative References	23
Appendix A. Acknowledgments	25
Authors' Addresses	26

[1. Introduction](#)

The goal of Application-Layer Traffic Optimization (ALTO) is to provide guidance to applications, which have to select one or several hosts from a set of candidates, that are able to provide a desired resource [[RFC5693](#)]. The requirements for ALTO are itemized in [[I-D.ietf-alto-reqs](#)]. ALTO is realized by a client-server protocol. ALTO clients send queries to ALTO servers, in order to solicit guidance.

ALTO clients have to discover suitable ALTO servers. Therefore the output of the herein defined ALTO discovery procedure tells the ALTO client which ALTO servers to send the queries to. The ALTO discovery procedure, as part of the the ALTO client, can be embedded in the resource consumer, which will eventually access the desired resource. As an alternative, they can be embedded in a resource directory, which assists resource consumers in finding appropriate resource providers. In some specific peer-to-peer application protocols these resource directories are called "trackers". Finally the ALTO server discovery procedure can be embedded in the resource consumer, whereas the ALTO client is embedded in the resource directory. ALTO queries, which are issued by a resource directory on behalf of a resource consumer, are referred to as third-party ALTO queries. The various possibilities to place ALTO servers and the placement of ALTO clients is discussed in [[I-D.stiemerling-alto-deployments](#)].

No matter where ALTO server and client are located, clients have to first find out if there is an ALTO server deployed that is in charge for them, and second they have to get the contact information of that server, i.e., the IP address, port number, and probably transport protocol (which defaults to TCP for [[I-D.ietf-alto-protocol](#)]).

The goal of this memo is to propose a uniform mechanism for all types of ALTO client deployments that is implementable and deployable at a fast pace, i.e., without creating other deployment dependencies for ALTO. We propose to use a combination of DHCP and DNS to retrieve

the URL of the responsible ALTO server.

Comments and discussions about this memo should be directed to the ALTO working group: alto@ietf.org.

1.1. History

This document represents a merge of features from two previous drafts:

- o [draft-kiesel-alto-3pdisc-04](#)

Kiesel, et al.

Expires September 15, 2011

[Page 3]

Internet-Draft

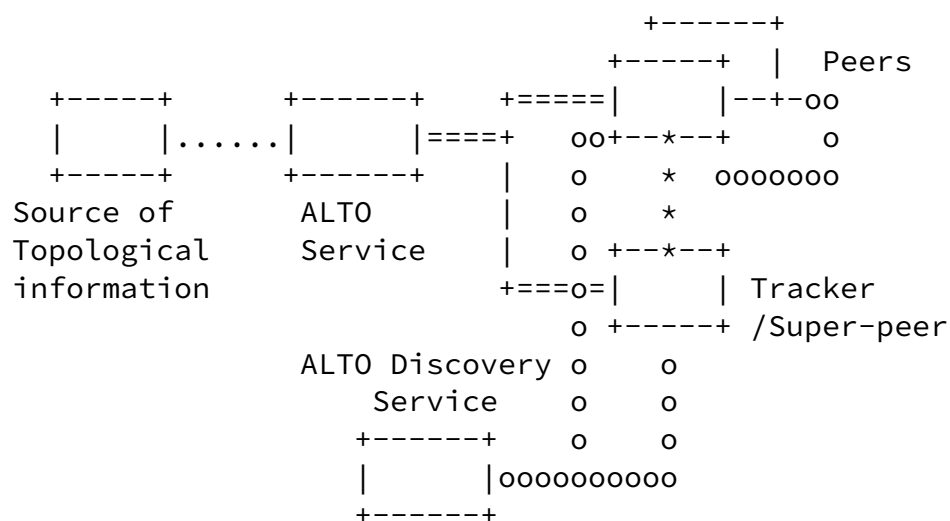
ALTO Server Discovery Protocol

March 2011

- o [draft-song-alto-server-discovery-03](#)

1.2. Discovery Scenarios

Figure 1 below shows an overview on the different entities of a generic ALTO framework. The ALTO Server discovery mechanism is used by the p2p application in order retrieve the point of contact of the ALTO Service.



Legend:

=== ALTO query protocol

ooo ALTO service discovery protocol

```

***   Application protocol (out of scope)
...   Provisioning or initialization (out of scope)

```

Figure 1: ALTO Discovery Overview

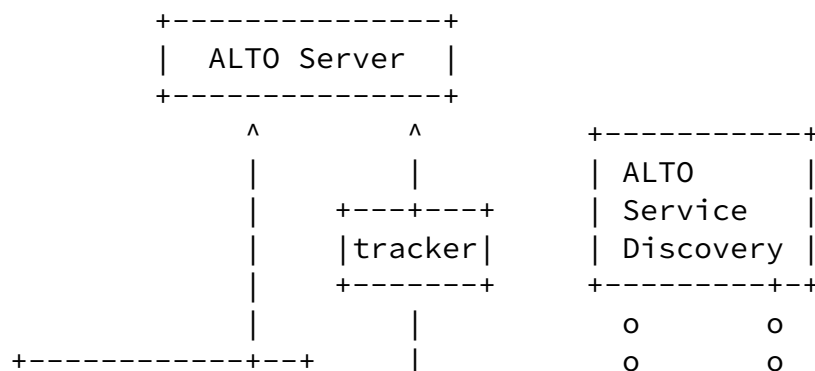
Hereby the ALTO service discovery scenarios are classified into two types: one is the ALTO server discovery by the resource consumer, and the other is the ALTO server discovery by a third party, such as application trackers. Before the specification of the discovery mechanism the following section illustrates and discusses both scenarios.

[1.2.1.](#) ALTO Server Discovery by Resource Consumers

The ALTO service discovery in some scenarios needs to be performed by the resource consumer itself. In particular in p2p applications without a tracker like DHTs and other conventional client/server applications.

In addition also p2p application which are tracker based may embed the ALTO client into the resource consumer to allow peers a peer selection after retrieving peer list from the application tracker. Another option is that the resource consumer peer sends its ALTO server address information to the application tracker or any other third party entity, which in turn will contact the specific ALTO server and in order to retrieve ALTO guidance on behalf of the resource consumer.

The following figure illustrates this scenario, showing the relationship between the different entities as discussed before.



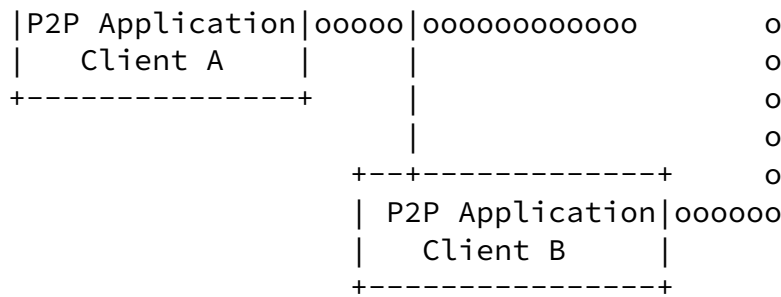


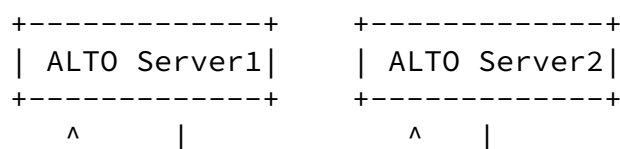
Figure 2: Resource Consumer ALTO Server Discovery (Example)

1.2.2. ALTO Server Discovery by a Third Party

Some p2p applications have trackers, and these applications might not need to have their clients looking for the ALTO server guidance. In these scenarios trackers query the ALTO servers for guidance themselves, and then return the final ranked result to the application clients. However, application clients are distributed among different network operators and autonomous systems. Trackers thus need to find different ALTO servers for the clients located in different operator networks or autonomous systems. In such scenarios the discovery is thus not performed by the resource consumer, but a third party entity on behalf of the resource consumer.

Figure 3 shows an example for a third party ALTO server discovery. For client 1, the tracker has not cached yet the mapping between

client 1's network operator and its ALTO server address, so it queries the DNS server for the ALTO server address in that operator's domain. And then the tracker interacts with the ALTO server on behalf of client 1(to get the network map and cost map), finally, the ranked list is sent back to client 1. For client 2, the tracker has cached the mapping between client 2's network operator and its ALTO server address, so it does not need to query the DNS for the address of ALTO server 2. If the Application tracker already has the network map and cost map from ALTO Server2, then it does not to query the ALTO Server for network map and cost map frequently.





The whole document assumes certain pre-conditions, such as:

- Kiesel, et al.

Expires September 15, 2011

[Page 6]

- o The ALTO server discovery procedure is executed on a per IP family base, i.e., separate for IPv4 and IPv6. It is up to the ALTO client to decide which of the possible multiple results of different IP address families to use. The choice of whether to use IPv4 or IPv6 is out of scope of this document.
- o A change of the IP address at an interface invalidates the result of the ALTO server discovery procedure. For instance, if the IP

address assigned to a mobile host changes due to host mobility, it is required to run the ALTO server discovery procedure for the new IP address without relying on earlier gained information.

[2.](#) Protocol Overview

We define multiple alternatives to discover the IP address of the ALTO server, as there are a number of ways possible how such information can be provided to the ALTO client. The choice of method is up to the local network deployment. For instance, there can be deployments where the ALTO server in charge for ALTO client is provisioned by the network operator and communicated to the ALTO client's host via a DHCP option, while in other deployments no such means may exist.

The following figure illustrates the different protocols that are used to find the URI of a suitable ALTO server.

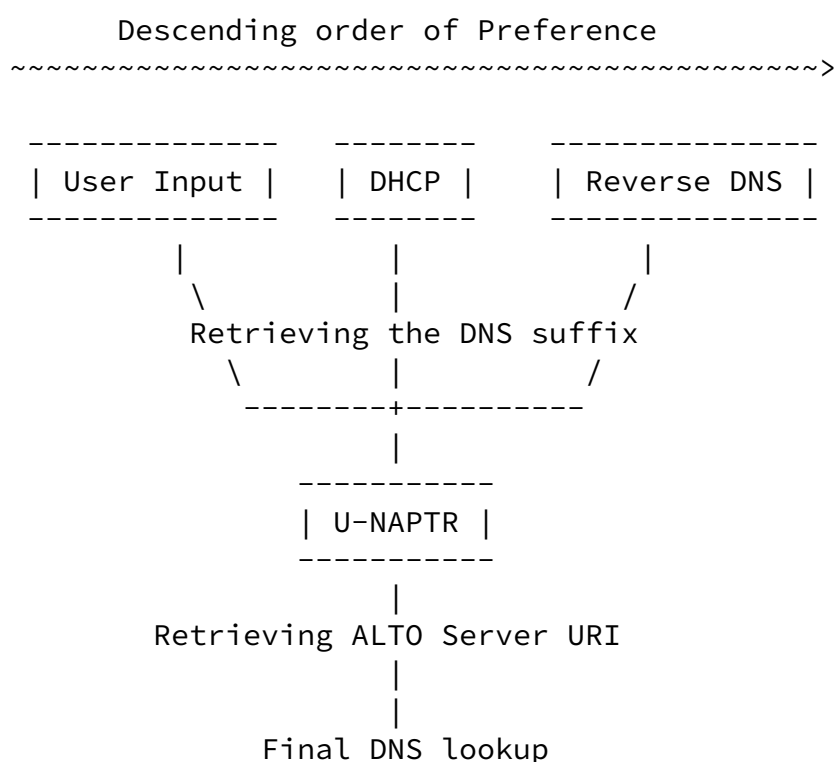


Figure 1: Protocol Overview

The figure above illustrates the U-NAPTR based resolution process to retrieve the ALTO Server URL. As a precondition for resolution the U-NAPTR process needs the right domain name as input. This domain name is determined by the IP address of the client and the DNS suffix of the access network where the client is registered in. In order to retrieve the DNS suffix we specify three options:

User input: a user may manually specify the DNS suffix on its own, either to access a 3rd party ALTO service provider or as it does know such information.

DHCP: a network provider provides the DNS suffix through a DHCP option.

Reverse DNS: the DNS system can be used to retrieve the DNS suffix through reverse lookup of an FQDN associated with an IP address. This is the last resort if all other options failed.

[3.](#) Retrieving the URI by U-NAPTR

This section specifies the U-NAPTR based resolution process. To start the U-NAPTR resolution process a domain name as input is needed. Thus the section is divided into two parts: [Section 3.1](#) describes the U-NAPTR resolution process itself. How the client identifies this DNS suffix of the access network where the resource consumer is registered in is described in [Section 3.2](#).

[3.1.](#) U-NAPTR Resolution

ALTO servers are identified by U-NAPTR/DDDS (URI-Enabled NAPTR/Dynamic Delegation Discovery Service) [[RFC4848](#)] application unique strings, in the form of a DNS name. An example is 'altoserver.example.com'.

Clients need to use the U-NAPTR [[RFC4848](#)] specification described below to obtain a URI (indicating host and protocol) for the applicable ALTO service. In this document, only the HTTP and HTTPS URL schemes are defined. Note that the HTTP URL can be any valid HTTP URL, including those containing path elements.

The following two DNS entries show the U-NAPTR resolution for "example.com" to the HTTPS URL <https://altoserver.example.com/secure> or the HTTP URL <http://altoserver.example.com>, with the former being preferred.

```
example.com.
```

```
IN NAPTR 100 10 "u" "ALTO:https"  
"!.*!https://altoserver.example.com/secure!" ""
```

```
IN NAPTR 200 10 "u" "ALTO:http"  
"!.*!http://altoserver.example.com!" ""
```

[3.2.](#) Retrieving the Domain Name

The U-NAPTR resolution process requires a domain name as input. The

algorithm that is applied to determine this domain name is described in this section. We specify three different options. In option 1 the user manually configures a specific ALTO service instance that he wants to use. Option 2 defines a DHCP option to allow the network service provider a remote configuration of the client. In option 3 the client tries to get the domain name by performing a reverse DNS lookup on its IP address.

The resource consumer may have private IP addresses and public IP

addresses and depending on the deployment it might be necessary to determine for all IP addresses the ALTO server in charge of. To determine its public IP address the resource consumer may need to use STUN[RFC5389] or BEP24[bep24]. For the following examples we assume that the IP address of the resource consumer is a.b.c.d.

[3.2.1.](#) Option 1: User input

A user may want to use a third party ALTO service instance. Therefore we allow the user to specify a DNS suffix on its own, for example in a config file option. The DNS suffix given by the user is combined with the IP address of the resource consumer to allow the third party ALTO service to direct the client to a suitable ALTO server based on the location of the client. A possible DNS suffix entered by the user may be:

myaltoprovider.org

This DNS suffix is prepended with the IP address of the resource consumer in reverse order to compose the domain name used for the final U-NAPTR lookup [Section 3.1](#). In case there are multiple ALTO servers deployed, the third party ALTO service instance can direct the ALTO client to the ALTO server closest to the client based on the IP address.

Multiple lookups with different domain names might be necessary to complete the U-NAPTR resolution process. If there is no response for a lookup the domain name is shortened by one part for the succeeding lookup, until a lookup is successful, as for example

d.c.b.a.myaltoprovider.org.

c.b.a.myaltopprovider.org.

b.a.myaltopprovider.org.

a.myaltopprovider.org.

myaltopprovider.org.

[3.2.2.](#) Option 2: DHCP

As a second option network operators can configure the domain name to be used for service discovery within an access network. [RFC 5986](#) [RFC5986] defines DHCP IPv4 and IPv6 access network domain name options that identify a domain name that is suitable for service discovery within the access network. The ALTO server discovery procedure uses these DHCP options to retrieve the domain name as an

Kiesel, et al.

Expires September 15, 2011

[Page 11]

Internet-Draft

ALTO Server Discovery Protocol

March 2011

input for the U-NAPTR resolution. One example could be:

example.com

[3.2.3.](#) Option 3: Reverse DNS Lookup

The last option to get the domain name is to use a DNS PTR query for the IP address of the resource consumer. The local DNS server resolves the IP address to the FQDN that also contains the DNS suffix for the respective IP address. A possible answer for a PTR lookup for d.c.b.a.in-addr.apra might be, for example:

d-c-b-a.dsl.westcoast.myisp.net

This domain name can be used for the final U-NAPTR lookup [Section 3.1](#). If there is no response to the lookup the domain name is shortened by one part for one succeeding lookup. If there is still no response we consider the reverse lookup being failed. The domain names used for the example as described above are:

d-c-b-a.dsl.westcoast.myisp.net.

dsl.westcoast.myisp.net.

[4.](#) Applicability

This section discusses the applicability of the proposed solution with respect to the resource consumer server discovery and the third party deployment scenarios. Each section discusses the proposed steps that are needed to determine the ALTO Server URI.

[4.1.](#) Applicability for Resource Consumer Server Discovery

In this scenario the ALTO server discovery procedure is performed by the resource consumer, for example a peer in a P2P system. After the discovery the peer does the ALTO query on its own, or it might share the ALTO server contact information with a third party, for example a tracker, which then does the ALTO query on behalf of the peer.

To complete the ALTO server discovery process the resource consumer first SHOULD check whether the user has provided the domain name through manual configuration. If this is not the case the next step

SHOULD be to check for the access network domain name DHCP option ([Section 3.2.2](#)). Finally the client SHOULD try to retrieve the domain name by the last option, the DNS reverse lookup on its IP address as described in [Section 3.2.3](#).

In case the ALTO discovery client has determined the domain name through one of the described options it proceeds with the U-NAPTR lookup as described in [Section 3.1](#).

[4.2](#). Applicability for Third Party Server Discovery

In case of the third party server discovery deployment scenario the entity performing the ALTO server discovery process is different from the resource consumer. Typically the resource consumer is a peer whereas the ALTO client is a resource directory which seeks for ALTO guidance on behalf of the peer. Another use case for the third party discovery is an application that looks for ALTO guidance transparently for the resource consumer, for example a CDN.

Here the ALTO server discovery process can also retrieve guidance through the DHCP option or manual user configuration, but only if the provided discovery information is forwarded by the resource consumer to the third party entity. In this case, additional mechanisms for the forwarding of this discovery information need to be specified. However these mechanisms are out of scope of this document.

If the third party entity cannot obtain this discovery information, the ALTO server discovery process relies on retrieving the domain name used as input to the U-NAPTR lookup through reverse DNS lookup of the IP address of the resource consumer as described in

[Section 3.2.3](#). Usually the third party entity already knows the IP address of the resource consumer which was used to establish the initial connection. In general this IP address is a public address, either of the resource consumer or of the last NAT on the path to the ALTO client. This makes the IP address a good candidate for the DNS PTR query. Thus, we expect that the DNS query will be successfully resolved to the FQDN of the domain where the resource consumer is registered in.

In case the resource consumer needs guidance for a different IP address, for example one from a private network, we recommend that

the resource consumer discovers the server itself and forwards the ALTO server contact information directly to the third party entity, which in turn can then do the third party ALTO query. Again, forwarding the contact information from the resource consumer to the third party entity is out of scope of this document.

[5.](#) Deployment Considerations

The mechanism specified in this document needs some configuration effort in order to work properly. Especially the domain name

retrieved through the reverse DNS lookup (PTR records) and the U-NAPTR entry need to be coordinated. In this section we discuss this configuration for different scenarios.

[5.1.](#) Private customers or very small businesses

For private customers and very small businesses that are DSL or cable customers often a dynamically assigned IP address is provisioned. Here, the reverse DNS lookup (PTR records) are controlled by the ISP and they point to the ISP's domain, e.g.:

p5B203EA1.dip.t-dialin.net.

dslb-084-056-144-100.pools.arcor-ip.net.

187-4-222-157.bnut3700.dsl.brasiltelecom.net.br.

65-154-39-69.ispnetbilling.com.

197-151-94-178.pool.ukrtel.net.

In this case, it would be the responsibility of the respective ISP to provide U-NAPTR entries for the DNS suffix without the endhost part, e.g.:

dip.t-dialin.net.

pools.arcor-ip.net.

bnut3700.dsl.brasiltelecom.net.br.

ispnetbilling.com.

pool.ukrtel.net.

[5.2.](#) Medium-size customer networks

The second class of customers have their own DNS domain but only one single upstream ISP, e.g.:

- (1) ISP my-isp.net assigns an IP address a.b.c.d to its customer

- (2) The customer decides that reverse mapping for a.b.c.d should be whatever.customerdomain.com
- (3) If the customer wants to support ALTO, he has to ask the ISP for the URI of the ISP's ALTO server which can give guidance to a.b.c.d. Assume that ISP replies it is <http://altoserver.my-isp.net>
- (4) The customer establishes a U-NAPTR entry for his domain

```
customerdomain.com.  IN NAPTR 200  10  "u"  "ALTO:http"
"!.*!http://altoserver.my-isp.net!"  ""
```

5.3. Large Customers

For very large customers with multiple upstream connections we assume that they have their very own traffic optimization policies and thus run their own ALTO server anyway. In this case they need to manage their DNS entries accordingly.

[6.](#) IANA Considerations

This document registers the following U-NAPTR application service tag:

Application Service Tag: ALTO

Defining Publication: The specification contained within this document.

This document registers the following U-NAPTR application protocol tags:

- o Application Protocol Tag: http

Defining Publication: [RFC 2616](#) [[RFC2616](#)]

- o Application Protocol Tag: https

Defining Publication: [RFC 2818](#) [[RFC2818](#)]

[7.](#) Security Considerations

[7.1.](#) General

This is still to be done in later revision of this draft, as the draft evolves heavily right now.

[7.2.](#) For U-NAPTR

The address of an ALTO server is usually well-known within an access network; therefore, interception of messages does not introduce any specific concerns.

The primary attack against the methods described in this document is one that would lead to impersonation of a ALTO server since a device does not necessarily have a prior relationship with a ALTO server.

An attacker could attempt to compromise ALTO discovery at any of three stages:

1. providing a falsified domain name to be used as input to U-NAPTR
2. altering the DNS records used in U-NAPTR resolution
3. impersonation of the ALTO

This document focuses on the U-NAPTR resolution process and hence this section discusses the security considerations related to the DNS handling. The security aspects of obtaining the domain name that is used for input to the U-NAPTR process is described in respective documents, such as [[I-D.ietf-geopriv-lis-discovery](#)].

The domain name that is used to authenticated the ALTO server is the

domain name in the URI that is the result of the U-NAPTR resolution. Therefore, if an attacker were able to modify or spoof any of the DNS records used in the DDDS resolution, this URI could be replaced by an invalid URI. The application of DNS security (DNSSEC) [[RFC4033](#)] provides a means to limit attacks that rely on modification of the DNS records used in U-NAPTR resolution. Security considerations specific to U-NAPTR are described in more detail in [[RFC4848](#)].

An "https:" URI is authenticated using the method described in [Section 3.1 of \[RFC2818\]](#). The domain name used for this authentication is the domain name in the URI resulting from U-NAPTR resolution, not the input domain name as in [[RFC3958](#)]. Using the domain name in the URI is more compatible with existing HTTP client software, which authenticate servers based on the domain name in the URI.

An ALTO server that is identified by an "http:" URI cannot be authenticated. If an "http:" URI is the product of the ALTO discovery, this leaves devices vulnerable to several attacks. Lower layer protections, such as layer 2 traffic separation might be used to provide some guarantees.

8. Open Issues

Here are a few open issues to be clarified:

Handling of reverse DNS lookups for IPv6: Refer to [[RFC4472](#)] for a discussion about the issues.

Missing reverse DNS entries for an IP address: There may be cases where the reverse DNS lookup does not yield any result. However, this will leave the ALTO client with no choice, other than giving up. This needs better documentation.

How to handled multiple results: For instance, a host behind a NAT that yields an ALTO server in the private IP address domain and one in the public IP address domain. Whom to ask?

Suffix Issues Document issues with suffix information provided by DHCP or by other means. For instance, a host behind a NAT may have a configured DNS suffix ".local". This suffix is not usable

for the server discovery procedure.

Kiesel, et al. Expires September 15, 2011 [Page 20]

Internet-Draft ALTO Server Discovery Protocol March 2011

[9.](#) Contributors

Hannes Tschofenig provided the initial input to the U-NAPTR solution part. Hannes and Martin Thomson provided excellent feedback and input to the server discovery.

The authors would also like to thank the following persons for their contribution to this document or predecessors:

Roni Even

Gustavo Garcia

Yu-Shun Wang

Victor Pascual

Richard Alimi

Yunfei Zhang

Y. Richard Yang

Xingfeng Jiang

Jay Gu

Ning Zong

David Bryan

Enrico Marocco

Kiesel, et al.

Expires September 15, 2011

[Page 21]

Internet-Draft

ALTO Server Discovery Protocol

March 2011

[10.](#) Conclusion

This document describes a general ALTO server discovery process and discusses how the process can be applied in different deployment scenarios, including the resource consumer discovery as well as the

third party discovery.

11. References

11.1. Normative References

- [RFC2616] Fielding, R., Gettys, J., Mogul, J., Frystyk, H., Masinter, L., Leach, P., and T. Berners-Lee, "Hypertext Transfer Protocol -- HTTP/1.1", [RFC 2616](#), June 1999.
- [RFC2818] Rescorla, E., "HTTP Over TLS", [RFC 2818](#), May 2000.
- [RFC3958] Daigle, L. and A. Newton, "Domain-Based Application Service Location Using SRV RRs and the Dynamic Delegation Discovery Service (DDDS)", [RFC 3958](#), January 2005.
- [RFC4033] Arends, R., Austein, R., Larson, M., Massey, D., and S. Rose, "DNS Security Introduction and Requirements", [RFC 4033](#), March 2005.
- [RFC5389] Rosenberg, J., Mahy, R., Matthews, P., and D. Wing, "Session Traversal Utilities for NAT (STUN)", [RFC 5389](#), October 2008.

11.2. Informative References

- [I-D.ietf-alto-protocol]
Alimi, R., Penno, R., and Y. Yang, "ALTO Protocol", [draft-ietf-alto-protocol-04](#) (work in progress), May 2010.
- [I-D.ietf-alto-reqs]
Kiesel, S., Previdi, S., Stiernerling, M., Woundy, R., and Y. Yang, "Application-Layer Traffic Optimization (ALTO) Requirements", [draft-ietf-alto-reqs-08](#) (work in progress), March 2011.
- [I-D.ietf-geopriv-lis-discovery]
Thomson, M. and J. Winterbottom, "Discovering the Local Location Information Server (LIS)", [draft-ietf-geopriv-lis-discovery-15](#) (work in progress), March 2010.
- [I-D.song-alto-server-discovery]
Yongchao, S., Tomsu, M., Garcia, G., Wang, Y., and V. Avila, "ALTO Service Discovery", [draft-song-alto-server-discovery-03](#) (work in progress), July 2010.
- [I-D.stiernerling-alto-deployments]
Stiernerling, M. and S. Kiesel, "ALTO Deployment

Considerations", [draft-stiemerling-alto-deployments-03](#)
(work in progress), June 2010.

- [RFC4472] Durand, A., Ihren, J., and P. Savola, "Operational Considerations and Issues with IPv6 DNS", [RFC 4472](#), April 2006.
- [RFC4848] Daigle, L., "Domain-Based Application Service Location Using URIs and the Dynamic Delegation Discovery Service (DDDS)", [RFC 4848](#), April 2007.
- [RFC5693] Seedorf, J. and E. Burger, "Application-Layer Traffic Optimization (ALTO) Problem Statement", [RFC 5693](#), October 2009.
- [RFC5986] Thomson, M. and J. Winterbottom, "Discovering the Local Location Information Server (LIS)", [RFC 5986](#), September 2010.
- [bep24] Harrison, D., "Tracker Returns External IP", BEP http://bittorrent.org/beps/bep_0024.html.

[Appendix A](#). Acknowledgments

The authors would like to thank Haibin Song, Richard Alimi, and Roni Even for fruitful discussions during the 75th IETF meeting.

Hannes Tschofenig provided the initial input to the U-NAPTR solution part. Hannes and Martin Thomson provided excellent feedback and input to the server discovery.

Marco Tomsu and Nico Schwan are partially supported by the ENVISION project (<http://www.envision-project.org>), a research project supported by the European Commission under its 7th Framework Program (contract no. 248565). The views and conclusions contained herein are those of the authors and should not be interpreted as necessarily representing the official policies or endorsements, either expressed or implied, of the ENVISION project or the European Commission.

Michael Scharf is supported by the German-Lab project (<http://www.german-lab.de>) funded by the German Federal Ministry of Education and Research (BMBF).

Martin Stiernerling is partially supported by the COAST project (COntent Aware Searching, retrieval and sTreaming, <http://www.coast-fp7.eu>), a research project supported by the European Commission under its 7th Framework Program (contract no. 248036). The views and conclusions contained herein are those of the authors and should not be interpreted as necessarily representing the official policies or endorsements, either expressed or implied, of the COAST project or the European Commission.

Authors' Addresses

Sebastian Kiesel
University of Stuttgart Computing Center
Allmandring 30
Stuttgart 70550
Germany

Email: ietf-alto@skiesel.de

URI: <http://www.rus.uni-stuttgart.de/nks/>

Martin Stiernerling
NEC Laboratories Europe
Kurfuerstenanlage 36
Heidelberg 69115
Germany

Phone: +49 6221 4342 113

Email: martin.stiernerling@neclab.eu

URI: <http://ietf.stiernerling.org>

Nico Schwan
Alcatel-Lucent Bell Labs
Lorenzstrasse 10
Stuttgart 70435
Germany

Email: nico.schwan@alcatel-lucent.com
URI: www.alcatel-lucent.com/bell-labs

Michael Scharf
Alcatel-Lucent Bell Labs
Lorenzstrasse 10
Stuttgart 70435
Germany

Email: michael.scharf@alcatel-lucent.com
URI: www.alcatel-lucent.com/bell-labs

Kiesel, et al.	Expires September 15, 2011	[Page 26]
----------------	----------------------------	-----------

Internet-Draft	ALTO Server Discovery Protocol	March 2011
----------------	--------------------------------	------------

Marco Tomsu
Alcatel-Lucent
Lorenzstrasse 10
Stuttgart 70435
Germany

Email: marco.tomsu@alcatel-lucent.com
URI: www.alcatel-lucent.com/bell-labs

Haibin Song
Huawei

Email: melodysong@huawei.com

