

Audio/Video Transport Working Group
Internet Draft
November 17, 2000
Expires July 2001
[draft-koren-avt-crtcp-ipcp-00.txt](#)

M. Engan
Effnet
S. Casner
Packet Design
C. Bormann
Universitaet Bremen TZI
T. Koren
Cisco Systems

IP Header Compression over PPP

Status of this memo

This document is an Internet Draft and is in full conformance with all provisions of [Section 10 of RFC 2026](#). Internet Drafts are working documents of the Internet Engineering Task Force (IETF), its Areas, and its Working Groups. Note that other groups may also distribute working documents as Internet Drafts.

Internet Drafts are draft documents valid for a maximum of six months. Internet Drafts may be updated, replaced, or obsolete by other documents at any time. It is not appropriate to use Internet Drafts as reference material or to cite them other than as "work in progress".

The list of current Internet-Drafts can be accessed at:
<http://www.ietf.org/ietf/lid-abstracts.txt>

The list of Internet-Draft Shadow Directories can be accessed at:
<http://www.ietf.org/shadow.txt>

This draft is being submitted as a possible work item to the IETF Audio/Video Transport working group. To subscribe to the mailing list send a message to rem-conf-request@es.net with the line "subscribe" in the body of the message. Archives are available from:
<ftp://ftp.es.net/pub/mail-archive/rem-conf>

Copyright Notice

Copyright (C) The Internet Society (1999). All Rights Reserved.

Abstract

This document describes an option for negotiating the use of header compression on IP datagrams transmitted over the Point-to-Point Protocol [[RFC1661](#)]. It defines extensions to the PPP Control Protocols for IPv4 and IPv6 [[RFC1332](#), [RFC2023](#)]. Header compression may be applied to IPv4 and IPv6 datagrams in combination with TCP,

UDP and RTP transport protocols as specified in [[IPHC](#)] and [[CRTP](#)].

[1.](#) Introduction

The IP Header Compression (IPHC) defined in [[IPHC](#)] may be used for compression of both IPv4 and IPv6 datagrams or packets encapsulated with multiple IP headers. IPHC is also capable of compressing both TCP and UDP transport protocol headers. The IP/UDP/RTP header compression defined in [[CRTP](#)] fits within the framework defined by IPHC so that it may also be applied to both IPv4 and IPv6 packets.

In order to establish compression of IP datagrams sent over a PPP link each end of the link must agree on a set of configuration parameters for the compression. The process of negotiating link parameters for network layer protocols is handled in PPP by a family of network control protocols (NCPs). Since there are separate NCPs for IPv4 and IPv6, this document defines configuration options to be used in both NCPs to negotiate parameters for the compression scheme.

IPHC relies on the link layer's ability to indicate the types of datagrams carried in the link layer frames. In this document nine new types for the PPP Data Link Layer Protocol Field are defined along with their meaning.

In general, header compression schemes that use delta encoding of compressed packets require that the lower layer does not reorder packets between compressor and decompressor. IPHC uses delta encoding of compressed packets for TCP and RTP. The IPHC specification [[IPHC](#)] includes methods that allow link layers that may reorder packets to be used with IPHC. Since PPP does not reorder packets these mechanisms are disabled by default. When using reordering mechanisms such as multiclass multilink PPP [[MCML](#)], care must be taken so that packets that share the same compression context are not reordered.

[2.](#) Configuration Option

This document specifies a new compression protocol value for the IPCP IP-Compression-Protocol option as specified in [[RFC1332](#)]. The new value and the associated option format are described in [section 2.1](#).

The option format is structured to allow future extensions to the IPHC scheme.

NOTE: The specification of link and network layer parameter negotiation for PPP [[RFC1661](#)], [[RFC1331](#)], [[RFC1332](#)] does not prohibit multiple instances of one configuration option but states that the specification of a configuration option must explicitly allow multiple instances. From the current specification of the IPCP IP-Compression-Protocol configuration option [[RFC1332](#), p 6] it follows that it can only be used to select a single compression protocol at any time.

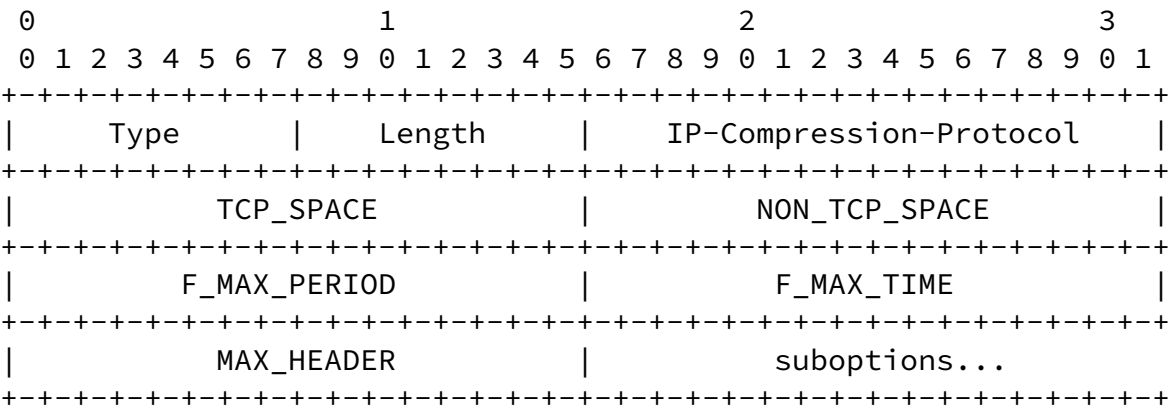
NOTE: [RFC1332] is not explicit about whether the option negotiates the capabilities of the receiver or of the sender. In keeping with current practice, we assume that the option describes the capabilities of the decompressor (receiving side) of the peer that sends the Config-Req.

2.1. Configuration Option Format

Both the network control protocol for IPv4, IPCP [RFC1332] and the IPv6 NCP, IPV6CP [RFC2023] may be used to negotiate IP Header Compression parameters for their respective protocols. The format of the configuration option is the same for both IPCP and IPV6CP.

Description

This NCP configuration option is used to negotiate parameters for IP Header Compression. The option format is summarized below. The fields are transmitted from left to right.



Type
2

Length
>= 14

The length may be increased if the presence of additional parameters is indicated by additional suboptions.

IP-Compression-Protocol
0061 (hex)

TCP_SPACE
The TCP_SPACE field is two octets and indicates the maximum value of a context identifier in the space of context identifiers allocated for TCP.

Suggested value: 15

TCP_SPACE must be at least 0 and at most 255 (The value 0 implies having one context).

NON_TCP_SPACE

The NON_TCP_SPACE field is two octets and indicates the maximum value of a context identifier in the space of context identifiers allocated for non-TCP. These context identifiers are carried in COMPRESSED_NON_TCP, COMPRESSED_UDP and COMPRESSED_RTP packet headers.

Suggested value: 15

NON_TCP_SPACE must be at least 0 and at most 65535 (The value 0 implies having one context).

F_MAX_PERIOD

Maximum interval between full headers. No more than F_MAX_PERIOD COMPRESSED_NON_TCP headers may be sent between FULL_HEADER headers.

Suggested value: 256

A value of zero implies infinity, i.e. there is no limit to the number of consecutive COMPRESSED_NON_TCP headers.

F_MAX_TIME

Maximum time interval between full headers. COMPRESSED_NON_TCP headers may not be sent more than F_MAX_TIME seconds after sending the last FULL_HEADER header.

Suggested value: 5 seconds

A value of zero implies infinity.

MAX_HEADER

The largest header size in octets that may be compressed.

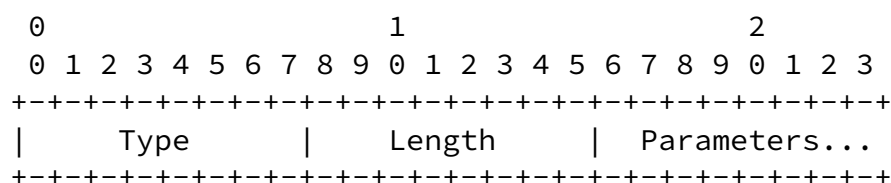
Suggested value: 168 octets

The value of MAX_HEADER should be large enough so that at least the outer network layer header can be compressed. To increase compression efficiency MAX_HEADER should be set to a value large enough to cover common combinations of network and transport layer headers.

suboptions

The suboptions field consists of zero or more suboptions. Each suboption consists of a type field, a length field and zero or more parameter octets, as defined by the suboption type. The value of the length field indicates the length of the suboption in

its entirety, including the lengths of the type and length fields.



2.2 IP/UDP/RTP Compression Suboptions

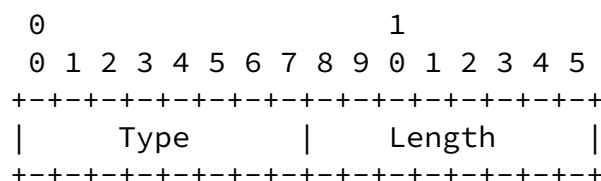
There are three alternative suboptions for negotiation of the use of IP/UDP/RTP compression. The choice of suboption depends on which enhanced features of that compression are to be used. At most one of these suboptions is to be included in the NCP IP-Compression-Protocol option.

After successful negotiation of parameters for IP Header Compression the use of Protocol Identifiers FULL_HEADER, COMPRESSED_TCP, COMPRESSED_TCP_NODELTA and COMPRESSED_NON_TCP is enabled, regardless of the presence of an RTP-Compression suboption.

2.2.1 Basic IP/UDP/RTP compression suboption

Description

Enable use of Protocol Identifiers COMPRESSED RTP, COMPRESSED UDP and CONTEXT STATE as specified in [CRTP].



Type

1

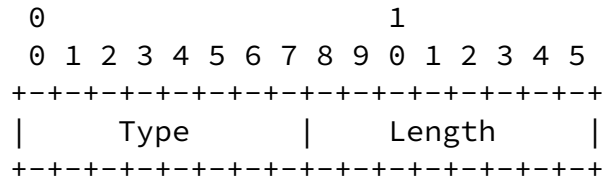
Length

2

2.2.2 CRTP-ENHANCE Suboption

Description

Enable use of Protocol Identifiers COMPRESSED RTP, COMPRESSED UDP and CONTEXT STATE as specified in [CRTP], and enable use of all enhancements to CRTP as specified in [ECRTP].



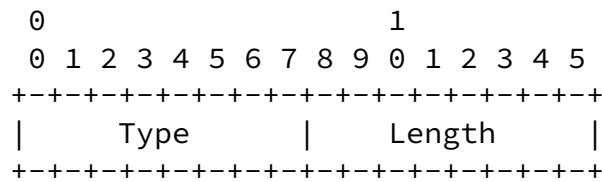
Type
2

Length
2

2.2.3 CRTP-ENHANCE-NO-ACK-SCHEME Suboption

Description

Enable use of Protocol Identifiers COMPRESSED_RTP, COMPRESSED_UDP and CONTEXT_STATE as specified in [[CRTP](#)], and enable use of all enhancements to CRTP as specified in [[ECRTP](#)] except operation in ACK mode.



Type
3

Length
2

3. Multiple Network Control Protocols

The IPHC protocol is able to compress both IPv6 and IPv4 datagrams. Both IPCP and IPV6CP are able to negotiate option parameter values for IPHC. These values apply to the compression of packets where the outer header is an IPv4 header and an IPv6 header, respectively.

3.1. Sharing Context Identifier Space

For the compression and decompression of IPv4 and IPv6 datagram headers the context identifier space is shared. While the parameter values are independently negotiated, sharing the context identifier spaces becomes more complex when the parameter values differ. Since the compressed packets share context identifier space, the compression engine must allocate context identifiers out of a common pool; for compressed packets, the decompressor has to examine the context state to determine what parameters to use for decompression.

Context identifier spaces are not shared between TCP and non-TCP/UDP/RTP. Doing so would require additional mechanisms to ensure that no error can occur when switching from using a context identifier for TCP to non-TCP.

4. Demultiplexing of Datagrams

The IPHC specification [[IPHC](#)] defines four header formats for different types of compressed headers. They are compressed TCP, compressed TCP with no delta encoding, compressed non-TCP with 8 bit CID and compressed non-TCP with 16 bit CID. The two non-TCP formats may be distinguished by their contents so both may use the same link-level identifier. A fifth header format, the full header is distinct from a regular header in that it carries additional information to establish shared context between the compressor and decompressor.

The specification of IP/UDP/RTP Header Compression [[CRTP](#)] defines four additional formats of compressed headers. They are for compressed UDP and compressed RTP (on top of UDP), both with either 8- or 16-bit CIDs. In addition, there is an explicit error message from the decompressor to the compressor.

The link layer must be able to indicate these header formats with distinct values. Nine PPP Data Link Layer Protocol Field values are specified below.

FULL_HEADER

The frame contains a full header as specified in [[CRTP](#)] [Section 3.3.1](#). This is the same as the FULL_HEADER specified in [[IPHC](#)] [Section 5.3](#).

Value: 0061 (hex)

COMPRESSED_TCP

The frame contains a datagram with a compressed header with the format as specified in [[IPHC](#)] [Section 6a](#).

Value: 0063 (hex)

COMPRESSED_TCP_NODELTA

The frame contains a datagram with a compressed header with the format as specified in [[IPHC](#)] [Section 6b](#).

Value: 2063 (hex)

COMPRESSED_NON_TCP

The frame contains a datagram with a compressed header with the format as specified in either [Section 6c](#) or [Section 6d](#) of [[IPHC](#)].

Value: 0065 (hex)

COMPRESSED_RTP_8

The frame contains a datagram with a compressed header with the format as specified in [CRTP] [Section 3.3.2](#), using 8-bit CIDs.
Value: 0069 (hex)

COMPRESSED_RTP_16

The frame contains a datagram with a compressed header with the format as specified in [CRTP] [Section 3.3.2](#), using 16-bit CIDs.
Value: 2069 (hex)

COMPRESSED_UDP_8

The frame contains a datagram with a compressed header with the format as specified in [CRTP] [Section 3.3.3](#), using 8-bit CIDs.
Value: 0067 (hex)

COMPRESSED_UDP_16

The frame contains a datagram with a compressed header with the format as specified in [CRTP] [Section 3.3.3](#), using 16-bit CIDs.
Value: 2067 (hex)

CONTEXT_STATE

The frame is a link-level message sent from the decompressor to the compressor as specified in [CRTP] [Section 3.3.5](#).
Value: 2065 (hex)

5. References

- [CRTP] Casner, S. and V. Jacobson, "Compressing IP/UDP/RTP Headers for Low-Speed Serial Links", [RFC 2508](#), February 1999.
- [ECRTP] S. Casner, V. Jacobson, T. Koren, P. Ruddy, B. Thompson, A. Tweedly, D. Wing, J. Geevarghese, "Enhancements to IP/UDP/RTP Header Compression", [draft-ietf-avt-crtp-enhance-01.txt](#), July 2001.
- [IPHC] Degermark, M., Nordgren, B. and S. Pink, "Header Compression for IP", [RFC 2507](#), February 1999.
- [RFC2023] Haskin, E. and E. Allan, "IP Version 6 over PPP", [RFC 2023](#), October 1996.
- [RFC1144] Jacobson, V., "Compressing TCP/IP Headers for Low-Speed Serial Links", [RFC 1144](#), February 1990.
- [RFC1332] McGregor, G., "The PPP Internet Protocol Control Protocol (IPCP)", [RFC 1332](#), May 1992.
- [RFC1889] Schulzrinne, H., Casner, S., Frederick, R. and V. Jacobson, "RTP: A Transport Protocol for real-time applications", [RFC 1889](#), January 1996.

- [RFC1661] Simpson, W., Ed., "The Point-To-Point Protocol (PPP)", STD 51, [RFC 1661](#), July 1994.
- [MCML] Bormann, C., "The Multi-Class Extension to Multi-Link PPP", Work in Progress.

[6.](#) Security Considerations

Negotiation of the option defined here imposes no additional security considerations beyond those that otherwise apply to PPP [[RFC1661](#)].

The use of header compression can, in rare cases, cause the misdelivery of packets. If necessary, confidentiality of packet contents should be assured by encryption.

Encryption applied at the IP layer (e.g., using IPSEC mechanisms) precludes header compression of the encrypted headers, though compression of the outer IP header and authentication/security headers is still possible as described in [[IPHC](#)]. For RTP packets, full header compression is possible if the RTP payload is encrypted by itself without encrypting the UDP or RTP headers, as described in [[RFC1889](#)]. This method is appropriate when the UDP and RTP header information need not be kept confidential.

[7.](#) Authors' Addresses

Mathias Engan
Effnet
Aurorum 2
SE-977 75 Lulea, Sweden

Phone: +46 920 75600
Mobile: +46 70 833 8932
Fax: +46 920 75610
EMail: engan@effnet.com

Stephen L. Casner
Packet Design, Inc.
66 Willow Place
Menlo Park, CA 94025
United States of America

Email: casner@acm.org

Carsten Bormann
Universitaet Bremen FB3 TZI
Postfach 330440
D-28334 Bremen, GERMANY

Phone: +49.421.218-7024
Fax: +49.421.218-7000
EMail: cabo@tzi.org

Tmima Koren
Cisco Systems, Inc.
170 West Tasman Drive
San Jose, CA 95134-1706
United States of America

Email: tmima@cisco.com

8. Full Copyright Statement

Copyright (C) The Internet Society (1999). All Rights Reserved.

This document and translations of it may be copied and furnished to others, and derivative works that comment on or otherwise explain it or assist in its implementation may be prepared, copied, published and distributed, in whole or in part, without restriction of any kind, provided that the above copyright notice and this paragraph are included on all such copies and derivative works. However, this document itself may not be modified in any way, such as by removing the copyright notice or references to the Internet Society or other Internet organizations, except as needed for the purpose of developing Internet standards in which case the procedures for copyrights defined in the Internet Standards process must be followed, or as required to translate it into languages other than English.

The limited permissions granted above are perpetual and will not be revoked by the Internet Society or its successors or assigns.

This document and the information contained herein is provided on an "AS IS" basis and THE INTERNET SOCIETY AND THE INTERNET ENGINEERING TASK FORCE DISCLAIMS ALL WARRANTIES, EXPRESS OR IMPLIED, INCLUDING BUT NOT LIMITED TO ANY WARRANTY THAT THE USE OF THE INFORMATION HEREIN WILL NOT INFRINGE ANY RIGHTS OR ANY IMPLIED WARRANTIES OF MERCHANTABILITY OR FITNESS FOR A PARTICULAR PURPOSE.