

TEAS WG  
Internet Draft  
Intended Status: standard

Young Lee  
Dhruv Dhody  
Satish Karunanithi  
Huawei  
Ricard Vilalta  
CTTC  
Daniel King  
Lancaster University  
Daniele Ceccarelli  
Ericsson

Expires: September 2017

**March 13, 2017**

YANG models for ACTN TE Performance Monitoring Telemetry and Network  
Autonomics

[draft-lee-teas-actn-pm-telemetry-autonomics-00](#)

Status of this Memo

This Internet-Draft is submitted to IETF in full conformance with the provisions of [BCP 78](#) and [BCP 79](#).

Internet-Drafts are working documents of the Internet Engineering Task Force (IETF), its areas, and its working groups. Note that other groups may also distribute working documents as Internet-Drafts.

Internet-Drafts are draft documents valid for a maximum of six months and may be updated, replaced, or obsoleted by other documents at any time. It is inappropriate to use Internet-Drafts as reference material or to cite them other than as "work in progress."

The list of current Internet-Drafts can be accessed at <http://www.ietf.org/ietf/1id-abstracts.txt>

The list of Internet-Draft Shadow Directories can be accessed at <http://www.ietf.org/shadow.html>.

This Internet-Draft will expire on September 13, 2017.

## Copyright Notice

Copyright (c) 2017 IETF Trust and the persons identified as the document authors. All rights reserved.

This document is subject to [BCP 78](#) and the IETF Trust's Legal Provisions Relating to IETF Documents (<http://trustee.ietf.org/license-info>) in effect on the date of publication of this document. Please review these documents carefully, as they describe your rights and restrictions with respect to this document. Code Components extracted from this document must include Simplified BSD License text as described in Section 4.e of the [Trust Legal Provisions](#) and are provided without warranty as described in the Simplified BSD License.

## Abstract

Abstraction and Control of TE Networks (ACTN) refers to the set of virtual network operations needed to operate, control and manage large-scale multi-domain, multi-layer and multi-vendor TE networks, so as to facilitate network programmability, automation, efficient resource sharing.

This document provides YANG data models that describe Key Performance Indicator (KPI) telemetry and network autonomics for TE-tunnels and ACTN VNs.

## Table of Contents

|                    |                                       |                    |
|--------------------|---------------------------------------|--------------------|
| <a href="#">1.</a> | Introduction.....                     | <a href="#">3</a>  |
| <a href="#">2.</a> | Use-Cases.....                        | <a href="#">3</a>  |
| <a href="#">3.</a> | Design of the Data Models.....        | <a href="#">5</a>  |
|                    | TE KPI Telemetry Model.....           | <a href="#">6</a>  |
|                    | ACTN TE KPI Telemetry Model.....      | <a href="#">7</a>  |
| <a href="#">4.</a> | Notification.....                     | <a href="#">8</a>  |
|                    | YANG Push Subscription Examples.....  | <a href="#">8</a>  |
| <a href="#">5.</a> | YANG Data Tree.....                   | <a href="#">10</a> |
| <a href="#">6.</a> | Yang Data Model.....                  | <a href="#">13</a> |
|                    | ietf-te-kpi-telemetry model.....      | <a href="#">13</a> |
|                    | ietf-actn-te-kpi-telemetry model..... | <a href="#">21</a> |
| <a href="#">7.</a> | Security Considerations.....          | <a href="#">26</a> |
| <a href="#">8.</a> | IANA Considerations.....              | <a href="#">26</a> |
| <a href="#">9.</a> | Acknowledgements.....                 | <a href="#">26</a> |

|                     |                             |                    |
|---------------------|-----------------------------|--------------------|
| <a href="#">10.</a> | References.....             | <a href="#">26</a> |
|                     | Informative References..... | <a href="#">26</a> |
|                     | Normative References.....   | <a href="#">27</a> |
| <a href="#">11.</a> | Contributors.....           | <a href="#">27</a> |
|                     | Authors' Addresses.....     | <a href="#">28</a> |

## [1.](#) Introduction

Abstraction and Control of TE Networks (ACTN) describes a method for operating a Traffic Engineered (TE) network (such as an MPLS-TE network or a layer 1/0 transport network) to provide connectivity and virtual network services for customers of the TE network [ACTN-Frame]. The services provided can be optimized to meet the requirements (such as traffic patterns, quality, and reliability) of the applications hosted by the customers. Data models are a representation of objects that can be configured or monitored within a system. Within the IETF, YANG [[RFC6020](#)] is the language of choice for documenting data models, and YANG models have been produced to allow configuration or modeling of a variety of network devices, protocol instances, and network services. YANG data models have been classified in [[Netmod-Yang-Model-Classification](#)] and [[Service-YANG](#)].

[ACTN-VN-YANG] describes how customers or end to end orchestrators can request and/or instantiate a generic virtual network service. [ACTN-Applicability] describes a connection between IETF YANG model classifications to ACTN interfaces. In particular, it describes the customer service model can be mapped into the CMI (CNC-MDSC Interface) of the ACTN architecture.

The YANG model on the ACTN CMI is known as customer service model in [[Service-YANG](#)]. [[PCEP-Service-Aware](#)] describes key network performance data to be considered for end-to-end path computation in TE networks. Key performance indicator is a term that describes critical performance data that may affect VN/TE service.

## [2.](#) Use-Cases

[ACTN-PERF] describes use-cases relevant to this draft. It introduces the dynamic creation, modification and optimization of services based on the performance monitoring in the Abstraction and Control of Transport Networks (ACTN) architecture. Figure 1 shows a high-level workflows for dynamic service control based on traffic monitoring.

Some of the key points from [[ACTN-PERF](#)] are as follows:

- . Network traffic monitoring is important to facilitate automatic discovery of the imbalance of network traffic, and initiate the network optimization, thus helping the network operator or the virtual network service provider to use the network more efficiently and save CAPEX/OPEX.
- . Customer services have various SLA requirements, such as service availability, latency, latency jitter, packet loss rate, BER, etc. The transport network can satisfy service availability and BER requirements by providing different protection and restoration mechanisms. However, for other performance parameters, there are no such mechanisms. In order to provide high quality services according to customer SLA, one possible solution is to measure the service SLA related performance parameters, and dynamically provision and optimize services based on the performance monitoring results.
- . Performance monitoring in a large scale network could generate a huge amount of performance information. Therefore, the appropriate way to deliver the information in CMI and MPI interfaces should be carefully considered.

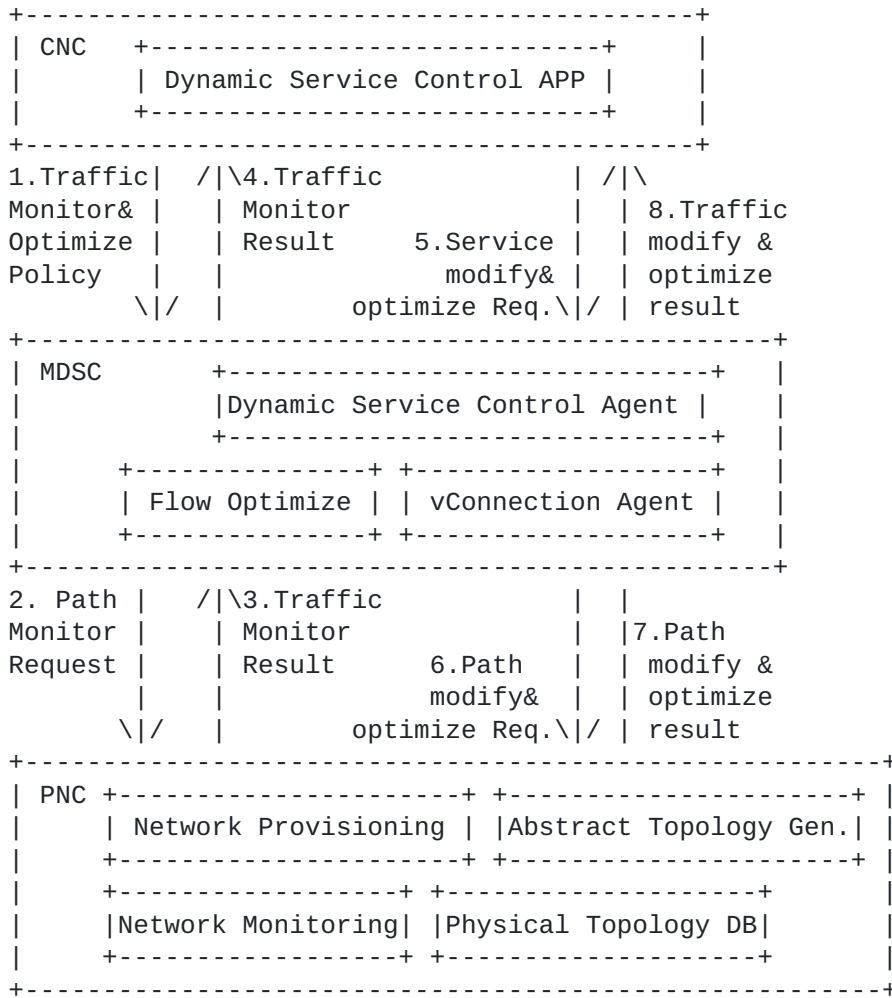


Figure 1 Workflows for dynamic service control based on traffic monitoring

### 3. Design of the Data Models

The YANG models developed in this document describe two models:

- (i) TE KPI Telemetry Model which provides the TE-Tunnel level of performance monitoring mechanism (See [Section 2.1](#) for details)
- (ii) ACTN TE KPI Telemetry Model which provides the VN level of the aggregated performance monitoring mechanism (See [Section 2.2](#) for details)

The models include -

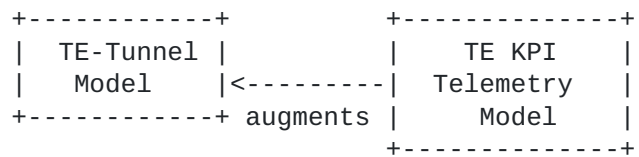
- (i) Performance Telemetry details as measured during the last interval, ex delay.
- (ii) Scaling Intent based on with TE/VN could be scaled in/out.

[Editor's Note - Need to decide if scaling and telemetry can be in the same model as per the current draft.]

#### TE KPI Telemetry Model

This module describes performance telemetry for TE-tunnel model. The telemetry data is augmented to tunnel state. This module also allows autonomic traffic engineering scaling intent configuration mechanism on the TE-tunnel level. Various conditions can be set for auto-scaling based on the telemetry data.

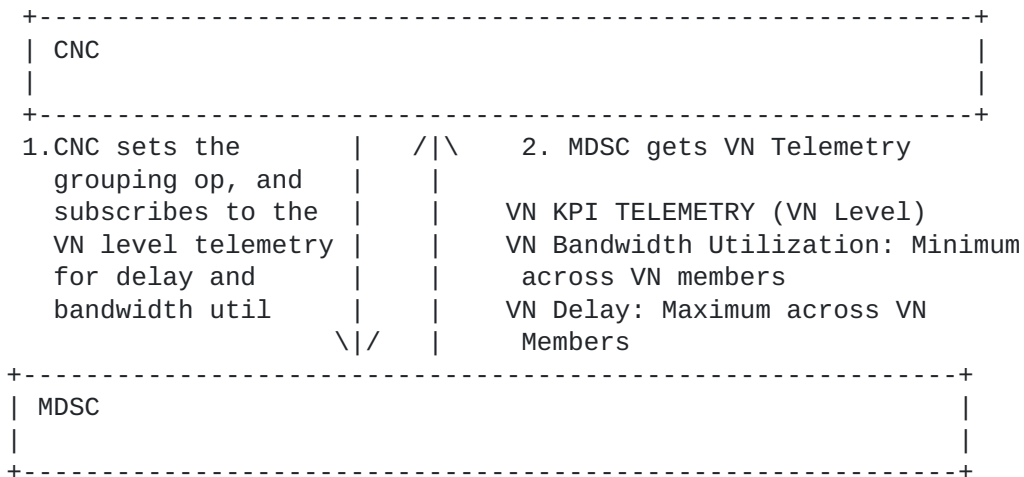
The TE KPI Telemetry Model augments the TE-Tunnel Model to enhance TE performance monitoring capability. This monitoring capability will facilitate proactive re-optimization and reconfiguration of TEs based on the performance monitoring data collected via the TE KPI Telemetry YANG model.



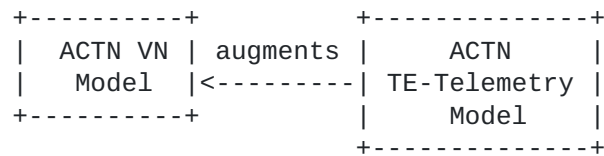
## ACTN TE KPI Telemetry Model

This module describes performance telemetry for ACTN VN model. The telemetry data is augmented both at the VN Level as well as individual VN member level. This module also allows autonomic traffic engineering scaling intent configuration mechanism on the VN level. Scale in/out criteria might be used for network autonomics in order the controller to react to a certain set of variations in monitored parameters.

Moreover, this module also provides mechanism to define aggregated telemetry parameters as a grouping of underlying VN level telemetry parameters. Grouping operation (such as maximum, mean) could be set at the time of configuration. For example, if maximum grouping operation is used for delay at the VN level, the VN telemetry data is reported as the maximum {delay\_vn\_member\_1, delay\_vn\_member\_2, .. delay\_vn\_member\_N}. Thus, this telemetry abstraction mechanism allows the grouping of a certain common set of telemetry values under a grouping operation. This can be done at the VN-member level to suggest how the E2E telemetry be inferred from the per domain tunnel created and monitored by PNCs. One proposed example is the following:



The ACTN VN TE-Telemetry Model augments the basic ACTN VN model to enhance VN monitoring capability. This monitoring capability will facilitate proactive re-optimization and reconfiguration of VNs based on the performance monitoring data collected via the ACTN VN Telemetry YANG model.



#### 4. Notification

This model does not define specific notifications. To enable notifications, the mechanism defined in [I-D.ietf-netconf-yang-push] and [I-D.ietf-netconf-rfc5277bis] can be used. This mechanism currently allows the user to:

- . Subscribe notifications on a per client basis.
- . Specify subtree filters or xpath filters so that only interested contents will be sent.
- . Specify either periodic or on-demand notifications.

#### YANG Push Subscription Examples

Below example shows the way for a client to subscribe for the telemetry information for a particular tunnel (Tunnel1). The telemetry parameter that the client is interested in is the utilized bandwidth.

```

<netconf:rpc netconf:message-id="101"
  xmlns:netconf="urn:ietf:params:xml:ns:netconf:base:1.0">
  <establish-subscription
    xmlns="urn:ietf:params:xml:ns:yang:ietf-yang-push:1.0">
    <filter netconf:type="subtree">
      <te xmlns="urn:ietf:params:xml:ns:yang:ietf-te">
        <tunnels>
          <tunnel>
            <name>Tunnel1</name>
            <identifier/>
            <state>
              <te-telemetry
                xmlns="urn:ietf:params:xml:ns:yang:ietf-te-kpi-telemetry">

```



```

        <utilized-
bandwidth/>
        </te-telemetry>
    </state>
</tunnel>
</tunnels>
</te>
</filter>
<period>500</period>
<encoding>encode-xml</encoding>
</establish-subscription>
</netconf:rpc>

```

This example shows the way for a client to subscribe for the telemetry information for all VNs. The telemetry parameter that the client is interested in is packet-loss and utilized bandwidth.

```

<netconf:rpc netconf:message-id="101"
  xmlns:netconf="urn:ietf:params:xml:ns:netconf:base:1.0">
  <establish-subscription
    xmlns="urn:ietf:params:xml:ns:yang:ietf-yang-push:1.0">
    <filter netconf:type="subtree">
      <actn-state xmlns="urn:ietf:params:xml:ns:yang:ietf-actn-
vn">
        <vn>
          <vn-list>
            <vn-id/>
            <vn-name/>
            <vn-
telemetry xmlns="urn:ietf:params:xml:ns:yang:ietf-actn-te-kpi-
telemetry">
              <one-way-packet-loss/>
              <utilized-
bandwidth/>
            </vn-telemetry >
          </vn-list>
        </vn>
      </actn-state>
    </filter>
    <period>500</period>
  </establish-subscription>
</netconf:rpc>

```

## 5. YANG Data Tree

A graphical representation of the complete data tree is presented here. The meaning of the symbols in these diagrams is as follows and as per [I-D.ietf-netmod-rfc6087bis]. Each node is printed as: <status> <flags> <name> <opts> <type> <if-features>

<status> is one of:  
+ for current  
x for deprecated  
o for obsolete

<flags> is one of:  
rw for configuration data  
ro for non-configuration data  
-x for rpcs and actions  
-n for notifications

<name> is the name of the node  
(<name>) means that the node is a choice node  
:<name> means that the node is a case node

If the node is augmented into the tree from another module, its name is printed as <prefix>:<name>.

<opts> is one of:  
? for an optional leaf, choice, anydata or anyxml  
! for a presence container  
\* for a leaf-list or list  
[<keys>] for a list's keys

<type> is the name of the type for leafs and leaf-lists

If the type is a leafref, the type is printed as "-> TARGET",

where TARGET is either the leafref path, with prefixed removed if possible.

<if-features> is the list of features this node depends on,

printed within curly brackets and a question mark "{...}?"

```

module: ietf-te-kpi-telemetry
  augment /te:te/te:tunnels/te:tunnel/te:config:
    +--rw te-scaling-intent
      +--rw scale-in
        | +--rw scale-in-operation-type?
        | |       scaling-criteria-operation
        | +--rw threshold-time?           uint32
        | +--rw scale-in-condition* [performance-type]
        |   +--rw performance-type       identityref
        |   +--rw performance-data?     binary
      +--rw scale-down
        +--rw cooldown-time?             uint32
        +--rw scale-out-operation-type?
          |       scaling-criteria-operation
        +--rw scale-out-condition* [performance-type]
          +--rw performance-type       identityref
          +--rw performance-data?     binary
  augment /te:te/te:tunnels/te:tunnel/te:state:
    +--ro te-telemetry
      +--ro data
        +--ro one-way-delay?             uint32
        +--ro two-way-delay?             uint32
        +--ro one-way-delay-min?         uint32
        +--ro one-way-delay-max?         uint32
        +--ro two-way-delay-min?         uint32
        +--ro two-way-delay-max?         uint32
        +--ro one-way-delay-variation?   uint32
        +--ro two-way-delay-variation?   uint32
        +--ro one-way-packet-loss?       decimal64
        +--ro two-way-packet-loss?       decimal64
        +--ro utilized-bandwidth?        rt:bandwidth-ieee-float32

```

```

module: ietf-actn-te-kpi-telemetry
  augment /actn-vn:actn/actn-vn:vn/actn-vn:vn-list:
    +--rw vn-telemetry
      | +--rw grouping-op
      |   +--rw delay-op?                 grouping-operation
      |   +--rw delay-variation-op?      grouping-operation
      |   +--rw packet-loss-op?          grouping-operation
      |   +--rw utilized-bandwidth-op?   grouping-operation
    +--rw vn-scaling-intent
      +--rw scale-in

```

```

|   +-rw scale-in-operation-type?
|   |   scaling-criteria-operation
|   +-rw threshold-time?          uint32
|   +-rw scale-in-condition* [performance-type]
|       +-rw performance-type     identityref
|       +-rw performance-data?    binary
+-rw scale-down
  +-rw cooldown-time?             uint32
  +-rw scale-out-operation-type?
  |   scaling-criteria-operation
  +-rw scale-out-condition* [performance-type]
  +-rw performance-type         identityref
  +-rw performance-data?        binary
augment /actn-vn:actn-state/actn-vn:vn/actn-vn:vn-list:
+-ro vn-telemetry
| +-ro grouping-op
| | +-ro delay-op?                grouping-operation
| | +-ro delay-variation-op?     grouping-operation
| | +-ro packet-loss-op?         grouping-operation
| | +-ro utilized-bandwidth-op?  grouping-operation
| +-ro data
|   +-ro one-way-delay?           uint32
|   +-ro two-way-delay?          uint32
|   +-ro one-way-delay-min?      uint32
|   +-ro one-way-delay-max?      uint32
|   +-ro two-way-delay-min?      uint32
|   +-ro two-way-delay-max?      uint32
|   +-ro one-way-delay-variation? uint32
|   +-ro two-way-delay-variation? uint32
|   +-ro one-way-packet-loss?    decimal64
|   +-ro two-way-packet-loss?    decimal64
|   +-ro utilized-bandwidth?     rt:bandwidth-ieee-float32
+-ro vn-scaling-intent
+-ro scale-in
| +-ro scale-in-operation-type?
| |   scaling-criteria-operation
| +-ro threshold-time?          uint32
| +-ro scale-in-condition* [performance-type]
|   +-ro performance-type       identityref
|   +-ro performance-data?      binary
+-ro scale-down
  +-ro cooldown-time?           uint32
  +-ro scale-out-operation-type?
  |   scaling-criteria-operation
  +-ro scale-out-condition* [performance-type]
  +-ro performance-type         identityref
  +-ro performance-data?        binary
augment /actn-vn:actn/actn-vn:vn/actn-vn:vn-list/actn-vn:vn-member-list:
+-rw vn-telemetry

```

```

    +--rw grouping-op
      +--rw delay-op?           grouping-operation
      +--rw delay-variation-op? grouping-operation
      +--rw packet-loss-op?    grouping-operation
      +--rw utilized-bandwidth-op? grouping-operation
  augment /actn-vn:actn-state/actn-vn:vn/actn-vn:vn-list/actn-vn:vn-member-
list:
  +--ro vn-telemetry
    +--ro grouping-op
      | +--ro delay-op?           grouping-operation
      | +--ro delay-variation-op? grouping-operation
      | +--ro packet-loss-op?    grouping-operation
      | +--ro utilized-bandwidth-op? grouping-operation
    +--ro data
      +--ro one-way-delay?       uint32
      +--ro two-way-delay?       uint32
      +--ro one-way-delay-min?   uint32
      +--ro one-way-delay-max?   uint32
      +--ro two-way-delay-min?   uint32
      +--ro two-way-delay-max?   uint32
      +--ro one-way-delay-variation? uint32
      +--ro two-way-delay-variation? uint32
      +--ro one-way-packet-loss?  decimal64
      +--ro two-way-packet-loss?  decimal64
      +--ro utilized-bandwidth?   rt:bandwidth-ieee-float32

```

## 6. Yang Data Model

ietf-te-kpi-telemetry model

The YANG code is as follows:

```
<CODE BEGINS> file "ietf-te-kpi-telemetry@2017-03-13.yang"
```

```

module ietf-te-kpi-telemetry {
  namespace "urn:ietf:params:xml:ns:yang:ietf-te-kpi-telemetry";

  prefix "te-tel";

  import ietf-te {
    prefix "te";
  }

  import ietf-routing-types {
    prefix "rt";
  }

```

```
}

organization
  "IETF Traffic Engineering Architecture and Signaling (TEAS)
  Working Group";

contact
  "Editor: Young Lee <leeyoung@huawei.com>
  Editor: Dhruv Dhody <dhruv.ietf@gmail.com>
  Editor: Ricard Vilalta <ricard.vilalta@cttc.es>
  Editor: Satish Karunanithi <satish.karunanithi@gmail.com>";

description
  "This module describes telemetry for teas tunnel model";

revision 2017-03-13 {
  description
    "Initial revision. This YANG file defines
    the reusable base types for TE telemetry.";
  reference
    "Derived from earlier versions of base YANG files";
}

/*
 * Identities
 */

identity telemetry-param-type {
  description
    "Base identity for telemetry param types";
}

identity one-way-delay {
  base telemetry-param-type;
  description
    "To specify average Delay in one (forward) direction";
}

identity two-way-delay {
  base telemetry-param-type;
  description
    "To specify average Delay in both (forward and reverse)
    directions";
}

identity one-way-delay-variation {
  base telemetry-param-type;
```

```
    description
      "To specify average Delay Variation in one (forward)
      direction";
  }

  identity two-way-delay-variation {
    base telemetry-param-type;
    description
      "To specify average Delay Variation in both (forward
      and reverse) directions";
  }

  identity one-way-packet-loss {
    base telemetry-param-type;
    description
      "To specify packet loss in one (forward) direction.";
  }

  identity two-way-packet-loss {
    base telemetry-param-type;
    description
      "To specify packet loss in in both (forward and reverse)
      directions";
  }

  identity utilized-bandwidth {
    base telemetry-param-type;
    description
      "To specify utilized bandwidth over the specified source
      and destination.";
  }

  /*
   * Enums
   */
  typedef scaling-criteria-operation {
    type enumeration {
      enum AND {
        description
          "AND operation";
      }
      enum OR {
        description
          "OR operation";
      }
    }
  }
}
```

```
        description
        "Operations to analyze list of scaling criterias";
    }

/*
 * Groupings
 */

grouping telemetry-delay {
    description
    "Base telemetry delay parameters";

    leaf one-way-delay {
        type uint32;
        units "microseconds";
    description
    "To specify average Delay in one (forward) direction
        during the measurement interval";
    }

    leaf two-way-delay {
        type uint32;
        units "microseconds";
    description
    "To specify average Delay in both (forward and reverse)
        directions during the measurement interval";
    }

    leaf one-way-delay-min {
        type uint32;
        units "microseconds";
    description
    "To specify minimum Delay in one (forward) direction
        during the measurement interval";
    }

    leaf one-way-delay-max {
        type uint32;
        units "microseconds";
    description
    "To specify maximum Delay in one (forward) direction
        during the measurement interval";
    }

    leaf two-way-delay-min {
```



```
        type uint32;
        units "microseconds";
    description
        "To specify minimum Delay in both (forward and reverse)
        directions during the measurement interval";
    }

    leaf two-way-delay-max {
        type uint32;
        units "microseconds";
    description
        "To specify maximum Delay in both (forward and reverse)
        directions during the measurement interval";
    }
}

grouping telemetry-delay-variance {

description
    "Base telemetry delay variance parameters";
leaf one-way-delay-variation {
    type uint32;
    units "microseconds";
    description
        "To specify average Delay Variation in one (forward)
        direction during the measurement interval";
}

leaf two-way-delay-variation {
    type uint32;
    units "microseconds";
    description
        "To specify average Delay Variation in both
        (forward and reverse) directions during the
        measurement interval";
}
}

grouping telemetry-packet-loss {

description
    "Base telemetry packet loss parameters";
    leaf one-way-packet-loss {
```

```
        type decimal64 {
            fraction-digits 4;
            range "0.0000..100.0000";
        }
        units "percent";
    description
        "To specify packet loss in one (forward) direction.";
}

leaf two-way-packet-loss {
    type decimal64 {
        fraction-digits 4;
        range "0.0000..100.0000";
    }
    units "percent";
    description
        "To specify packet loss in in both (forward and reverse)
        directions";
}
}

grouping telemetry-bandwidth {
    description
        "Base telemetry bandwidth parameters";
    leaf utilized-bandwidth {
        type rt:bandwidth-ieee-float32;
        description
            "To specify utilized bandwidth over the specified source
            and destination in bytes per seconds.";
        reference
            "RFC 3471";
    }
}

grouping scaling-criteria {
    description
        "Grouping for scaling criteria";
    leaf performance-type {
        type identityref {
            base telemetry-param-type;
        }
        description
            "Reference to the tunnel level telemetry type";
    }

    leaf performance-data {
```

```
        type binary;
        description
            "The encoding and meaning of this field is
            based on the performance-type";
    }
}

grouping scaling-intent {
    description
        "Basic scaling intent";

    container scale-in {
        description
            "Basic scaling-in intent";

        leaf scale-in-operation-type {
            type scaling-criteria-operation;
            default AND;
            description
                "Operation to be applied to check between
                scaling criterias to check if the scale in
                threshold condition has been met.
                Defaults to AND";
        }

        leaf threshold-time {
            type uint32;
            units "seconds";
            description
                "The duration for which the criteria must
                hold true";
        }

        list scale-in-condition {
            key "performance-type";
            description
                "Scaling conditions";
            uses scaling-criteria;
        }
    }
}

container scale-down {
    description
        "Basic scaling-out intent";
    leaf cooldown-time {
        type uint32;
        units "seconds";
        description
```

```
        "The duration after a scaling-in/scaling-out action
        has been triggered, for which there will be no
        further operation";
    }
    leaf scale-out-operation-type {
        type scaling-criteria-operation;
        default OR;
        description
            "Operation to be applied to check between
            scaling criterias to check if the scale out
            threshold condition has been met.
            Defaults to OR";
    }
    list scale-out-condition {
        key "performance-type";
        description
            "Scaling conditions";
        uses scaling-criteria;
    }
}

}

grouping telemetry-param {

    description
        "Base telemetry parameters";
    container data {
        description
            "The telemetry data";

        uses telemetry-delay;

        uses telemetry-delay-variance;

        uses telemetry-packet-loss;

        uses telemetry-bandwidth;
    }
}

/*
 * Augments
```

```
*/
augment "/te:te/te:tunnels/te:tunnel/te:config" {

    description
        "Augmentation parameters for config scaling-criteria
        TE tunnel topologies. Scale in/out criteria might be
        used for network autonomics in order the controller
        to react to a certain set of monitored params.";

    container te-scaling-intent {
        description
            "scaling intent";
        uses scaling-intent;
    }
}

augment "/te:te/te:tunnels/te:tunnel/te:state" {

    description
        "Augmentation parameters for state TE tunnel
        topologies.";

    container te-telemetry {
        description
            "telemetry params";
        uses telemetry-param;
    }
}

} //module
```

<CODE ENDS>

ietf-actn-te-kpi-telemetry model

The YANG code is as follows:

```
<CODE BEGINS> file "ietf-actn-te-kpi-telemetry@2017-03-13.yang"
module ietf-actn-te-kpi-telemetry {
    namespace
        "urn:ietf:params:xml:ns:yang:ietf-actn-te-kpi-telemetry";

    prefix "actn-tel";

    import ietf-actn-vn {
        prefix "actn-vn";
    }

    import ietf-te-kpi-telemetry {
        prefix "te-kpi";
    }

    organization
        "IETF Traffic Engineering Architecture and Signaling (TEAS)
        Working Group";

    contact
        "Editor: Young Lee <leeyoung@huawei.com>
        Editor: Dhruv Dhody <dhruv.ietf@gmail.com>
        Editor: Ricard Vilalta <ricard.vilalta@cttc.es>
        Editor: Satish Karunanithi <satish.karunanithi@gmail.com>";

    description
        "This module describes telemetry for actn vn model";

    revision 2017-03-13 {
        description
            "Initial revision. This YANG file defines
            the ACTN VN telemetry.";
        reference
            "Derived from earlier versions of base YANG files";
    }

    /*
     * Typedefs
     */

    typedef grouping-operation {
        type enumeration {
            enum MINIMUM {
                description
                    "Select the minimum param";
            }
        }
    }
}
```

```
    }
    enum MAXIMUM {
        description
            "Select the maximum param";
    }
    enum MEAN {
        description
            "Select the MEAN of the params";
    }
    enum STD_DEV {
        description
            "Select the standard deviation of the
            monitored params";
    }
    enum SUM {
        description
            "Select the sum of the monitored params";
        reference
            "RFC 7823";
    }
    enum LOSS_PERCENT {
        description
            "Select the packet loss percentage
            calculation";
        reference
            "RFC 7823";
    }
}
description
    "Operations to analyze list of monitored params";
}

/*
 * Groupings
 */
grouping vn-telemetry-param {
    description
        "telemetry-parameter for VN";
    uses te-kpi:telemetry-param;
}

grouping telemetry-grouping-op {
    description
        "Config how the VN telemetry should be applied";
    container grouping-op {
        description
            "The grouping operations";
        leaf delay-op {
            type grouping-operation;
        }
    }
}
```

```
        default MAXIMUM;
        description
            "The operation that should be applied on the
            VN-member telemetry to get the VN telemetry";
    }

    leaf delay-variation-op {
        type grouping-operation;
        default MAXIMUM;
        description
            "The operation that should be applied on the
            VN-member telemetry to get the VN telemetry";
    }

    leaf packet-loss-op {
        type grouping-operation;
        default MAXIMUM;
        description
            "The operation that should be applied on the
            VN-member telemetry to get the VN telemetry";
    }

    leaf utilized-bandwidth-op {
        type grouping-operation;
        default MAXIMUM;
        description
            "The operation that should be applied on the
            VN-member telemetry to get the VN telemetry";
    }
}

/*
 * Augments
 */
augment "/actn-vn:actn/actn-vn:vn/actn-vn:vn-list" {

    description
        "Augmentation parameters for state TE VN topologies.";

    container vn-telemetry {
        description
            "VN telemetry configurations";
        uses telemetry-grouping-op;
    }
    container vn-scaling-intent {
        description
```



```
        "scaling intent";
        uses te-kpi:scaling-intent;
    }
}
augment "/actn-vn:actn-state/actn-vn:vn/actn-vn:vn-list" {

    description
        "Augmentation parameters for state TE VN topologies.";

    container vn-telemetry {
        description
            "VN telemetry params";
        uses telemetry-grouping-op;
        uses vn-telemetry-param;
    }
    container vn-scaling-intent {
        description
            "scaling intent";
        uses te-kpi:scaling-intent;
    }
}

/*
 * VN-member augment
 */
augment "/actn-vn:actn/actn-vn:vn/actn-vn:vn-list/" +
    "actn-vn:vn-member-list" {
    description
        "Augmentation parameters for state TE vn member
        topologies.";
    container vn-telemetry {
        description
            "VN Member config";
        uses telemetry-grouping-op;
    }
}
augment "/actn-vn:actn-state/actn-vn:vn/actn-vn:vn-list/" +
    "actn-vn:vn-member-list" {
    description
        "Augmentation parameters for state TE vn member
        topologies.";
    container vn-telemetry {
        description
            "VN telemetry params";
        uses telemetry-grouping-op;
        uses vn-telemetry-param;
    }
}
}
```

```
}
```

```
<CODE ENDS>
```

## **7. Security Considerations**

The configuration, state, and action data defined in this document are designed to be accessed via a management protocol with a secure transport layer, such as NETCONF [[RFC6241](#)]. The NETCONF access control model [[RFC6536](#)] provides the means to restrict access for particular NETCONF users to a preconfigured subset of all available NETCONF protocol operations and content.

A number of configuration data nodes defined in this document are writable/deletable (i.e., "config true") These data nodes may be considered sensitive or vulnerable in some network environments.

## **8. IANA Considerations**

TDB

## **9. Acknowledgements**

## **10. References**

Informative References

- [RFC4110] R. Callon and M. Suzuki, "A Framework for Layer 3 Provider-Provisioned Virtual Private Networks (PPVPNs)", [RFC 4110](#), July 2005.
- [RFC6020] M. Bjorklund, Ed., "YANG - A Data Modeling Language for the Network Configuration Protocol (NETCONF)", [RFC 6020](#), October 2010.
- [Service-YANG] Q. Wu, W. Liu and A. Farrel, "Service Models Explained", [draft-wu-opsawg-service-model-explained](#), work in progress.
- [Netmod-Yang-Model-Classification] D. Bogdanovic, B. Claise, and C. Moberg, "YANG Module Classification", [draft-ietf-netmod-yang-model-classification](#), work in progress.
- [Netconf] Enns, R., Ed., Bjorklund, M., Ed., Schoenwaelder, J., Ed.,

and A. Bierman, Ed., "Network Configuration Protocol (NETCONF)", [RFC 6241](#).

[Restconf] A. Bierman, M. Bjorklund, and K. Watsen, "RESTCONF Protocol", [draft-ietf-netconf-restconf](#), work in progress.

#### Normative References

[ACTN-Frame] D. Cecarelli and Y. Lee, "Framework for Abstraction and Control of Traffic Engineered Networks", [draft-ietf-teas-actn-framework](#), work in progress.

[TE-Topology] X. Liu, et al., "YANG Data Model for TE Topologies", [draft-ietf-teas-yang-te-topo](#), work in progress.

[TE-Tunnel] T. Saad (Editor), "A YANG Data Model for Traffic Engineering Tunnels and Interfaces", [draft-ietf-teas-yang-te](#), work in progress.

[ACTN-VN-YANG] Y. Lee (Editor), "A Yang Data Model for ACTN VN Operation", [draft-lee-teas-actn-vn-yang](#), work in progress.

[L3SM-YANG] S. Litkowski, L. Tomotaki, and K. Ogaki, "YANG Data Model for L3VPN service delivery", [draft-ietf-l3sm-l3vpn-service-model](#), work in progress.

[PCEP-Service-Aware] D. Dhody, et al., "Extensions to the Path Computation Element Communication Protocol (PCEP) to compute service aware Label Switched Path (LSP)", [draft-ietf-pce-pcep-service-aware](#), work in progress.

[ACTN-PERF] Y. XU, et al., "Use Cases and Requirements of Dynamic Service Control based on Performance Monitoring in ACTN Architecture", [draft-xu-actn-perf-dynamic-service-control-03](#), work in progress.

## 11. Contributors

Authors' Addresses

Young Lee  
Huawei Technologies  
5340 Legacy Drive Suite 173  
Plano, TX 75024, USA

Email: leeyoung@huawei.com

Dhruv Dhody  
Huawei Technology  
Leela Palace  
Bangalore, Karnataka 560008  
India

Email: dhruv.dhody@huawei.com

Satish Karunanithi  
Huawei Technology  
Leela Palace  
Bangalore, Karnataka 560008  
India

Email: satish.karunanithi@gmail.com

Ricard Vilalta  
Centre Tecnologic de Telecomunicacions de Catalunya (CTTC/CERCA)  
Av. Carl Friedrich Gauss 7  
08860 - Castelldefels  
Barcelona (Spain)  
Email: ricard.vilalta@cttc.es

Daniel King  
Lancaster University

Email: d.king@lancaster.ac.uk

Daniele Ceccarelli  
Ericsson  
Torshamnsgatan, 48

Stockholm, Sweden

Email: [daniele.ceccarelli@ericsson.com](mailto:daniele.ceccarelli@ericsson.com)