

TEAS Working Group
Internet Draft
Intended Status: Standard Track
Expires: September 6, 2019

Y. Lee (Editor)
Dhruv Dhody
Satish Karunanithi
Huawei
Ricard Vilalta
CTTC
Daniel King
Lancaster University
Daniele Ceccarelli
Ericsson

March 6, 2019

YANG models for ACTN & TE Performance Monitoring Telemetry and Network Autonomics

[draft-lee-teas-actn-pm-telemetry-autonomics-11](#)

Status of this Memo

This Internet-Draft is submitted to IETF in full conformance with the provisions of [BCP 78](#) and [BCP 79](#).

Internet-Drafts are working documents of the Internet Engineering Task Force (IETF), its areas, and its working groups. Note that other groups may also distribute working documents as Internet-Drafts.

Internet-Drafts are draft documents valid for a maximum of six months and may be updated, replaced, or obsoleted by other documents at any time. It is inappropriate to use Internet-Drafts as reference material or to cite them other than as "work in progress."

The list of current Internet-Drafts can be accessed at <http://www.ietf.org/ietf/1id-abstracts.txt>

The list of Internet-Draft Shadow Directories can be accessed at <http://www.ietf.org/shadow.html>.

This Internet-Draft will expire on September 6, 2019.

Copyright Notice

Copyright (c) 2019 IETF Trust and the persons identified as the document authors. All rights reserved.

This document is subject to [BCP 78](#) and the IETF Trust's Legal Provisions Relating to IETF Documents (<http://trustee.ietf.org/license-info>) in effect on the date of Lee, et al. Expires September 2019 [Page 1]

publication of this document. Please review these documents carefully, as they describe your rights and restrictions with respect to this document. Code Components extracted from this document must include Simplified BSD License text as described in Section 4.e of the [Trust Legal Provisions](#) and are provided without warranty as described in the Simplified BSD License.

Abstract

Abstraction and Control of TE Networks (ACTN) refers to the set of virtual network operations needed to operate, control and manage large-scale multi-domain, multi-layer and multi-vendor TE networks, so as to facilitate network programmability, automation, efficient resource sharing.

This document provides YANG data models that describe Key Performance Indicator (KPI) telemetry and network autonomics for TE-tunnels and ACTN VNs.

Table of Contents

1.	Introduction.....	3
1.1.	Terminology.....	3
1.2.	Tree diagram.....	4
1.3.	Prefixes in Data Node Names.....	4
2.	Use-Cases.....	4
3.	Design of the Data Models.....	6
3.1.	TE KPI Telemetry Model.....	7
3.2.	ACTN TE KPI Telemetry Model.....	7
4.	Scaling Intent Illustration.....	9
5.	Notification.....	10
5.1.	YANG Push Subscription Examples.....	10
6.	YANG Data Tree.....	11
7.	Yang Data Model.....	13
7.1.	ietf-te-kpi-telemetry model.....	13
7.2.	ietf-actn-te-kpi-telemetry model.....	18
8.	Security Considerations.....	21
9.	IANA Considerations.....	21
10.	Acknowledgements.....	22
11.	References.....	22
11.1.	Informative References.....	22
11.2.	Normative References.....	23
12.	Contributors.....	24

Authors' Addresses.....[24](#)

1. Introduction

Abstraction and Control of TE Networks (ACTN) describes a method for operating a Traffic Engineered (TE) network (such as an MPLS-TE network or a layer 1/0 transport network) to provide connectivity and virtual network services for customers of the TE network [[RFC8453](#)]. The services provided can be optimized to meet the requirements (such as traffic patterns, quality, and reliability) of the applications hosted by the customers. Data models are a representation of objects that can be configured or monitored within a system. Within the IETF, YANG [[RFC6020](#)] is the language of choice for documenting data models, and YANG models have been produced to allow configuration or modeling of a variety of network devices, protocol instances, and network services. YANG data models have been classified in [[RFC8199](#)] and [[RFC8309](#)].

[ACTN-VN] describes how customers or end to end orchestrators can request and/or instantiate a generic virtual network service. [ACTN-Applicability] describes a connection between IETF YANG model classifications to ACTN interfaces. In particular, it describes the customer service model can be mapped into the CMI (CNC-MDSC Interface) of the ACTN architecture.

The YANG model on the ACTN CMI is known as customer service model in [[RFC8309](#)]. [[RFC8233](#)] describes key network performance data to be considered for end-to-end path computation in TE networks. Key performance indicator is a term that describes critical performance data that may affect VN/TE service.

This document provides TE KPI Telemetry Model which provides the TE-Tunnel level of performance monitoring model and the scaling mechanisms. It also provides ACTN VN TE KPI Telemetry Model which provides the VN level of the aggregated performance monitoring model and the scaling mechanisms.

1.1. Terminology

Refer to [[RFC8453](#)], [[RFC7926](#)], and [[RFC8309](#)] for the key terms used in this document.

1.2. Tree diagram

A simplified graphical representation of the data model is used in [Section 5](#) of this this document. The meaning of the symbols in these diagrams is defined in [\[RFC8340\]](#).

1.3. Prefixes in Data Node Names

In this document, names of data nodes and other data model objects are prefixed using the standard prefix associated with the corresponding YANG imported modules, as shown in Table 1.

Prefix	YANG module	Reference
rt	ietf-routing-types	[RFC8294]
te	ietf-te	[TE-Tunnel]
te-types	ietf-te-types	[TE-Types]
te-kpi	ietf-te-kpi-telemetry	[This I-D]
vn	ietf-vn	[ACTN-VN]
actn-tel	ietf-actn-te-kpi-telemetry	{This I-D}

Table 1: Prefixes and corresponding YANG modules

2. Use-Cases

[ACTN-PERF] describes use-cases relevant to this draft. It introduces the dynamic creation, modification and optimization of services based on the performance monitoring in the Abstraction and Control of Transport Networks (ACTN) architecture. Figure 1 shows a high-level workflows for dynamic service control based on traffic monitoring.

Some of the key points from [\[ACTN-PERF\]](#) are as follows:

- . Network traffic monitoring is important to facilitate automatic discovery of the imbalance of network traffic, and initiate the network optimization, thus helping the network operator or the virtual network service provider to use the network more efficiently and save CAPEX/OPEX.
- . Customer services have various SLA requirements, such as service availability, latency, latency jitter, packet loss rate, BER, etc. The transport network can satisfy service availability and BER requirements by providing different

- protection and restoration mechanisms. However, for other performance parameters, there are no such mechanisms. In order to provide high quality services according to customer SLA, one possible solution is to measure the service SLA related performance parameters, and dynamically provision and optimize services based on the performance monitoring results.
- . Performance monitoring in a large scale network could generate a huge amount of performance information. Therefore, the appropriate way to deliver the information in CMI and MPI interfaces should be carefully considered.

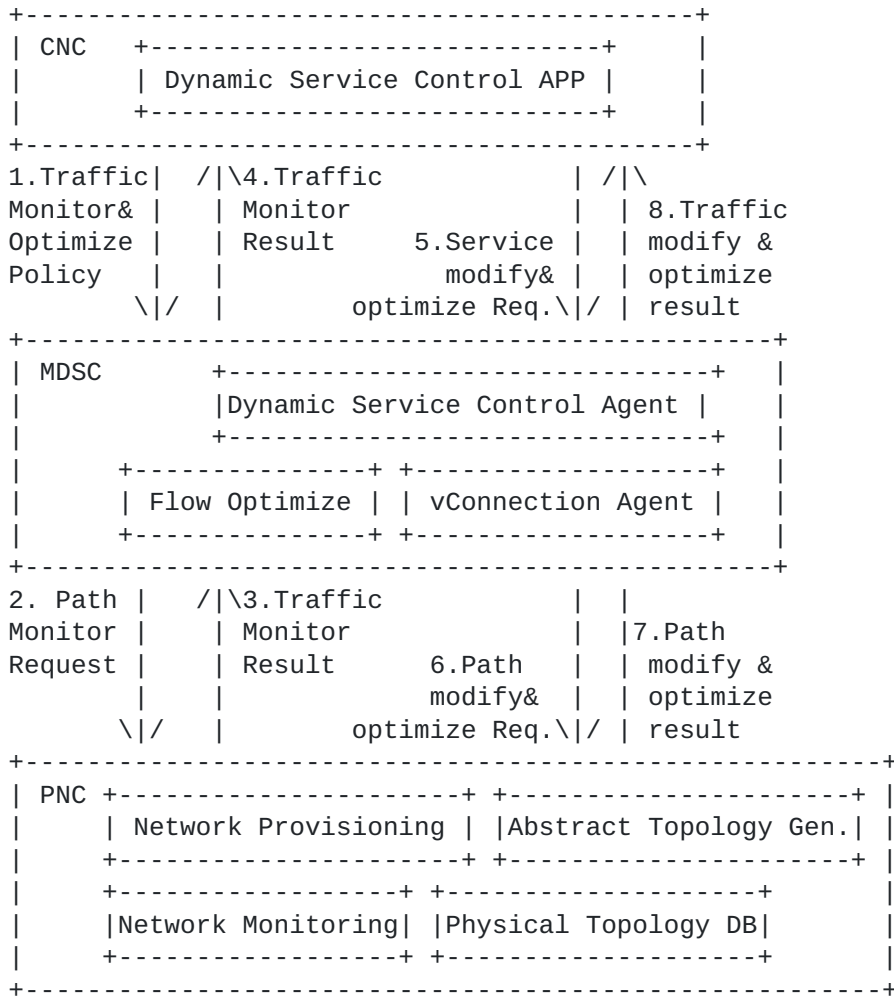


Figure 1 Workflows for dynamic service control based on traffic monitoring

3. Design of the Data Models

The YANG models developed in this document describe two models:

- (i) TE KPI Telemetry Model which provides the TE-Tunnel level of performance monitoring mechanism (See [Section 3.1](#) & 7.1 for details).

- (ii) ACTN TE KPI Telemetry Model which provides the VN level of the aggregated performance monitoring mechanism (See [Section 3.2](#) & 7.2 for details).

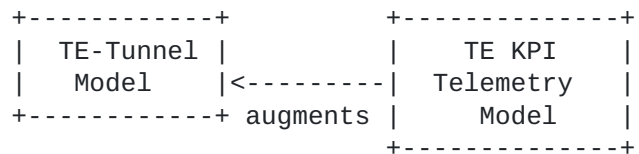
The models include -

- (i) Performance Telemetry details as measured during the last interval, e.g., delay.
- (ii) Scaling Intent based on with TE/VN could be scaled in/out (See [Section 4](#) for an illustration).

3.1. TE KPI Telemetry Model

This module describes performance telemetry for TE-tunnel model. The telemetry data is augmented to tunnel state. This module also allows autonomic traffic engineering scaling intent configuration mechanism on the TE-tunnel level. Various conditions can be set for auto-scaling based on the telemetry data (See [Section 5](#) for details)

The TE KPI Telemetry Model augments the TE-Tunnel Model to enhance TE performance monitoring capability. This monitoring capability will facilitate proactive re-optimization and reconfiguration of TEs based on the performance monitoring data collected via the TE KPI Telemetry YANG model.

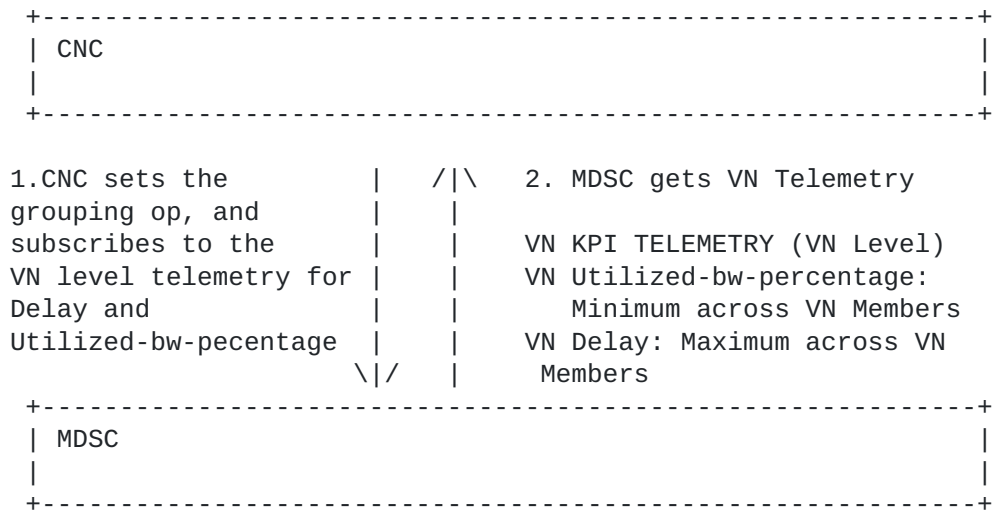


3.2. ACTN TE KPI Telemetry Model

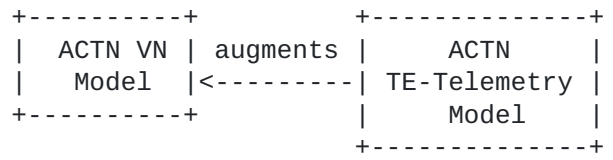
This module describes performance telemetry for ACTN VN model. The telemetry data is augmented both at the VN Level as well as individual VN member level. This module also allows autonomic traffic engineering scaling intent configuration mechanism on the VN level. Scale in/out criteria might be used for network autonomics in

order the controller to react to a certain set of variations in monitored parameters (See [Section 4](#) for illustrations).

Moreover, this module also provides mechanism to define aggregated telemetry parameters as a grouping of underlying VN level telemetry parameters. Grouping operation (such as maximum, mean) could be set at the time of configuration. For example, if maximum grouping operation is used for delay at the VN level, the VN telemetry data is reported as the maximum {delay_vn_member_1, delay_vn_member_2,.. delay_vn_member_N}. Thus, this telemetry abstraction mechanism allows the grouping of a certain common set of telemetry values under a grouping operation. This can be done at the VN-member level to suggest how the E2E telemetry be inferred from the per domain tunnel created and monitored by PNCs. One proposed example is the following:



The ACTN VN TE-Telemetry Model augments the basic ACTN VN model to enhance VN monitoring capability. This monitoring capability will facilitate proactive re-optimization and reconfiguration of VNs based on the performance monitoring data collected via the ACTN VN Telemetry YANG model.



4. Scaling Intent Illustration

The following tree is a part of ietf-te-kpi-telemetry tree whose model is presented in full detail in Sections [6](#) & [7](#).

```

module: ietf-te-kpi-telemetry
  augment /te:te/te:tunnels/te:tunnel:
    +-rw te-scaling-intent
      | +-rw scale-in-intent
      | | +-rw threshold-time?          uint32
      | | +-rw cooldown-time?          uint32
      | | +-rw scale-in-operation-type? scaling-criteria-operation
      | | +-rw scaling-condition* [performance-type]
      | |   +-rw performance-type      identityref
      | |   +-rw threshold-value?      string
      | |   +-rw te-telemetry-tunnel-ref? -> /te:te/tunnels/tunnel/name
      | +-rw scale-out-intent
      |   +-rw threshold-time?          uint32
      |   +-rw cooldown-time?          uint32
      |   +-rw scale-out-operation-type? scaling-criteria-operation
      |   +-rw scaling-condition* [performance-type]
      |     +-rw performance-type      identityref
      |     +-rw threshold-value?      string
      |     +-rw te-telemetry-tunnel-ref? -> /te:te/tunnels/tunnel/name

```

Scaling intent configuration mechanism allows the client to configure automatic scale-in and scale-out mechanisms on both the TE-tunnel and the VN level. Various conditions can be set for auto-scaling based on the PM telemetry data.

For example, if the client were to set scale-out-intent (as the above tree), it can specify the threshold-time and cooldown-time to which the scaling intent would apply. Threshold time refers to the duration for which the criteria must hold true. Cooldown time refers to the duration after a scaling action has been triggered, for which there will be no further operation.

Performance type can be any type as defined in performance-type (e.g., one-way-delay, one-way-delay-min, one-way-delay-max, two-way-delay, two-way-delay-min, two-way-delay-max, utilized bandwidth, etc.). Scaling condition can be set with one or more performance types. When multiple performance types are set, then scaling-operation-type (AND or OR) is applied to these selected performance types and its threshold values.

Let say the client wants to set the scaling out operation based on two performance-types (e.g., two-way-delay and utilized-bandwidth for a te-tunnel), it can be done as follows:

- . Two-way-delay threshold: 300 mileseconds
- . Utilized bandwidth: 300 megabytes

By setting AND for the scale-out-operation-type, the two criteria have to meet at the same time to trigger scale-out operation.

5. Notification

This model does not define specific notifications. To enable notifications, the mechanism defined in [[Yang-Push](#)] and [[Event-Notification](#)] can be used. This mechanism currently allows the user to:

- . Subscribe notifications on a per client basis.
- . Specify subtree filters or xpath filters so that only interested contents will be sent.
- . Specify either periodic or on-demand notifications.

5.1. YANG Push Subscription Examples

Below example shows the way for a client to subscribe for the telemetry information for a particular tunnel (Tunnel1). The telemetry parameter that the client is interested in is one-way-delay.

```
<netconf:rpc netconf:message-id="101"
  xmlns:netconf="urn:ietf:params:xml:ns:netconf:base:1.0">
  <establish-subscription
    xmlns="urn:ietf:params:xml:ns:yang:ietf-yang-push:1.0">
    <filter netconf:type="subtree">
      <te xmlns="urn:ietf:params:xml:ns:yang:ietf-te">
        <tunnels>
          <tunnel>
            <name>Tunnel1</name>
            <identifier/>
            <state>
              <te-telemetry xmlns="urn:ietf:params:xml:ns:yang:ietf-
te-kpi-
telemetry">
                <one-way-delay/>
```



```

        </te-telemetry>
      </state>
    </tunnel>
  </tunnels>
</te>
</filter>
<period>500</period>
<encoding>encode-xml</encoding>
</establish-subscription>
</netconf:rpc>

```

This example shows the way for a client to subscribe for the telemetry information for all VNs. The telemetry parameter that the client is interested in is one-way-delay and one-way-utilized-bandwidth.

```

<netconf:rpc netconf:message-id="101"
  xmlns:netconf="urn:ietf:params:xml:ns:netconf:base:1.0">
  <establish-subscription
    xmlns="urn:ietf:params:xml:ns:yang:ietf-yang-push:1.0">
    <filter netconf:type="subtree">
      <actn-state xmlns="urn:ietf:params:xml:ns:yang:ietf-vn">
        <vn>
          <vn-list>
            <vn-id/>
            <vn-name/>
            <vn-telemetry xmlns="urn:ietf:params:xml:ns:yang:ietf-
actn-te-kpi-
  telemetry">
              <one-way-delay/>
              <one-way-utilized-bandwidth/>
            </vn-telemetry >
          </vn-list>
        </vn>
      </actn-state>
    </filter>
    <period>500</period>
  </establish-subscription>
</netconf:rpc>

```

6. YANG Data Tree

```

module: ietf-te-kpi-telemetry
  augment /te:te/te:tunnels/te:tunnel:
    +-rw te-scaling-intent
    | +-rw scale-in-intent
    | | +-rw threshold-time?          uint32
    | | +-rw cooldown-time?          uint32
    | | +-rw scale-in-operation-type? scaling-criteria-operation
    | | +-rw scaling-condition* [performance-type]
    | |   +-rw performance-type      identityref
    | |   +-rw threshold-value?      string

```

```
| | +-rw te-telemetry-tunnel-ref? -> /te:te/tunnels/tunnel/name
```

```

| +-rw scale-out-intent
|   +-rw threshold-time?          uint32
|   +-rw cooldown-time?          uint32
|   +-rw scale-out-operation-type? scaling-criteria-operation
|   +-rw scaling-condition* [performance-type]
|     +-rw performance-type      identityref
|     +-rw threshold-value?      string
|     +-rw te-telemetry-tunnel-ref? -> /te:te/tunnels/tunnel/name
+-ro te-telemetry
  +-ro id?                        string
  +-ro performance-metrics-one-way
  | +-ro one-way-delay?          uint32
  | +-ro one-way-delay-normality? te-types:performance-
metrics-normality
  | +-ro one-way-residual-bandwidth? rt-types:bandwidth-
ieee-float32
  | +-ro one-way-residual-bandwidth-normality? te-types:performance-
metrics-normality
  | +-ro one-way-available-bandwidth? rt-types:bandwidth-
ieee-float32
  | +-ro one-way-available-bandwidth-normality? te-types:performance-
metrics-normality
  | +-ro one-way-utilized-bandwidth? rt-types:bandwidth-
ieee-float32
  | +-ro one-way-utilized-bandwidth-normality? te-types:performance-
metrics-normality
  +-ro performance-metrics-two-way
  | +-ro two-way-delay?          uint32
  | +-ro two-way-delay-normality? te-types:performance-metrics-
normality
  +-ro te-ref?                    -> /te:te/tunnels/tunnel/name

```

```

module: ietf-actn-te-kpi-telemetry
augment /vn:vn/vn:vn-list:
  +--rw vn-scaling-intent
  | +--rw scale-in-intent
  | | +--rw threshold-time?          uint32
  | | +--rw cooldown-time?          uint32
  | | +--rw scale-in-operation-type? scaling-criteria-operation
  | | +--rw scaling-condition* [performance-type]
  | |   +--rw performance-type      identityref
  | |   +--rw threshold-value?      string
  | |   +--rw te-telemetry-tunnel-ref? -> /te:te/tunnels/tunnel/name
  | +--rw scale-out-intent
  |   +--rw threshold-time?          uint32
  |   +--rw cooldown-time?          uint32
  |   +--rw scale-out-operation-type? scaling-criteria-operation
  |   +--rw scaling-condition* [performance-type]
  |     +--rw performance-type      identityref
  |     +--rw threshold-value?      string
  |     +--rw te-telemetry-tunnel-ref? -> /te:te/tunnels/tunnel/name

```

```

    +--ro vn-telemetry
      +--ro performance-metrics-one-way
        | +--ro one-way-delay?                               uint32
        | +--ro one-way-delay-normality?                   te-types:performance-
metrics-normality
        | +--ro one-way-residual-bandwidth?               rt-types:bandwidth-
ieee-float32
        | +--ro one-way-residual-bandwidth-normality?     te-types:performance-
metrics-normality
        | +--ro one-way-available-bandwidth?              rt-types:bandwidth-
ieee-float32
        | +--ro one-way-available-bandwidth-normality?    te-types:performance-
metrics-normality
        | +--ro one-way-utilized-bandwidth?               rt-types:bandwidth-
ieee-float32
        | +--ro one-way-utilized-bandwidth-normality?     te-types:performance-
metrics-normality

```

```

    +-ro performance-metrics-two-way
    | +-ro two-way-delay?          uint32
    | +-ro two-way-delay-normality? te-types:performance-metrics-
normality
    +-ro grouping-operation?      grouping-operation
augment /vn:vn/vn:vn-list/vn:vn-member-list:
  +-ro vn-member-telemetry
  +-ro performance-metrics-one-way
  | +-ro one-way-delay?          uint32
  | +-ro one-way-delay-normality? te-types:performance-
metrics-normality
  | +-ro one-way-residual-bandwidth? rt-types:bandwidth-
ieee-float32
  | +-ro one-way-residual-bandwidth-normality? te-types:performance-
metrics-normality
  | +-ro one-way-available-bandwidth? rt-types:bandwidth-
ieee-float32
  | +-ro one-way-available-bandwidth-normality? te-types:performance-
metrics-normality
  | +-ro one-way-utilized-bandwidth? rt-types:bandwidth-
ieee-float32
  | +-ro one-way-utilized-bandwidth-normality? te-types:performance-
metrics-normality
  +-ro performance-metrics-two-way
  | +-ro two-way-delay?          uint32
  | +-ro two-way-delay-normality? te-types:performance-metrics-
normality
  +-ro te-grouped-params*        -> /te:te/tunnels/tunnel/te-kpi:te-
telemetry/id
  +-ro grouping-operation?      grouping-operation

```

[7. Yang Data Model](#)

[7.1. ietf-te-kpi-telemetry model](#)

The YANG code is as follows:

```

<CODE BEGINS> file "ietf-te-kpi-telemetry@2019-03-06.yang"

module ietf-te-kpi-telemetry {
  namespace "urn:ietf:params:xml:ns:yang:ietf-te-kpi-telemetry";
  prefix te-tel;

  import ietf-te {
    prefix te;
  }
  import ietf-te-types {
    prefix te-types;
  }
  import ietf-routing-types {

```



```
    prefix rt-types;  
}
```

```
organization  
    "IETF Traffic Engineering Architecture and Signaling (TEAS)  
    Working Group";  
contact
```

```
"Editor: Young Lee <leeyoung@huawei.com>
Editor: Dhruv Dhody <dhruv.ietf@gmail.com>
Editor: Ricard Vilalta <ricard.vilalta@cttc.es>
Editor: Satish Karunanithi <satish.karunanithi@gmail.com>";
description
  "This module describes telemetry for teas tunnel model";

revision 2019-03-06 {
  description
    "Initial revision. This YANG file defines
    the reusable base types for TE telemetry.";
  reference "Derived from earlier versions of base YANG files";
}

identity telemetry-param-type {
  description
    "Base identity for telemetry param types";
}

identity one-way-delay {
  base telemetry-param-type;
  description
    "To specify average Delay in one (forward)
    direction";
}

identity two-way-delay {
  base telemetry-param-type;
  description
    "To specify average Delay in both (forward and reverse)
    directions";
}

identity one-way-delay-variation {
  base telemetry-param-type;
  description
    "To specify average Delay Variation in one (forward) direction";
}

identity two-way-delay-variation {
  base telemetry-param-type;
  description
    "To specify average Delay Variation in both (forward and reverse)
    directions";
}

identity utilized-bandwidth {
```

```

    base telemetry-param-type;
    description
        "To specify utilized bandwidth over the specified source
        and destination.";
}

identity utilized-percentage {
    base telemetry-param-type;
    description
        "To specify utilization percentage of the entity
        (e.g., tunnel, link, etc.)";
}

typedef scaling-criteria-operation {
    type enumeration {
        enum AND {
            description
                "AND operation";
        }
        enum OR {
            description
                "OR operation";
        }
    }
    description
        "Operations to analyze list of scaling criterias";
}

grouping scaling-duration {
    description
        "Base scaling criteria durations";
    leaf threshold-time {
        type uint32;
        units "seconds";
        description
            "The duration for which the criteria must hold true";
    }
    leaf cooldown-time {
        type uint32;
        units "seconds";
        description
            "The duration after a scaling-in/scaling-out action has been
            triggered, for which there will be no further operation";
    }
}

grouping scaling-criteria {

```

```

description
  "Grouping for scaling criteria";
leaf performance-type {
  type identityref {
    base telemetry-param-type;
  }
  description
    "Reference to the tunnel level telemetry type";
}
leaf threshold-value {
  type string;
  description
    "Scaling threshold for the telemetry parameter type";
}
leaf te-telemetry-tunnel-ref {
  type leafref {
    path "/te:te/te:tunnels/te:tunnel/te:name";
  }
  description
    "Reference to tunnel";
}
}

grouping scaling-in-intent {
  description
    "Basic scaling in intent";
  uses scaling-duration;
  leaf scale-in-operation-type {
    type scaling-criteria-operation;
    default "AND";
    description
      "Operation to be applied to check between
      scaling criterias to check if the scale in
      threshold condition has been met.
      Defaults to AND";
  }
  list scaling-condition {
    key "performance-type";
    description
      "Scaling conditions";
    uses scaling-criteria;
  }
}

grouping scaling-out-intent {
  description
    "Basic scaling out intent";
}

```

```

uses scaling-duration;
leaf scale-out-operation-type {
  type scaling-criteria-operation;
  default "OR";
  description
    "Operation to be applied to check between
    scaling criterias to check if the scale out
    threshold condition has been met.
    Defaults to OR";
}
list scaling-condition {
  key "performance-type";
  description
    "Scaling conditions";
  uses scaling-criteria;
}
}

augment "/te:te/te:tunnels/te:tunnel" {
  description
    "Augmentation parameters for config scaling-criteria
    TE tunnel topologies. Scale in/out criteria might be used
    for network autonomics in order the controller
    to react to a certain set of monitored params.";
  container te-scaling-intent {
    description
      "scaling intent";
    container scale-in-intent {
      description
        "scale-in";
      uses scaling-in-intent;
    }
    container scale-out-intent {
      description
        "scale-out";
      uses scaling-out-intent;
    }
  }
  container te-telemetry {
    config false;
    description
      "telemetry params";
    leaf id {
      type string;
      description
        "Id of telemetry param";
    }
  }
}

```

```
    uses te-types:performance-metrics-attributes;
    leaf te-ref {
      type leafref {
        path "/te:te/te:tunnels/te:tunnel/te:name";
      }
      description
        "Reference to measured te tunnel";
    }
  }
}
```

<CODE ENDS>

[7.2.](#) ietf-actn-te-kpi-telemetry model

The YANG code is as follows:

<CODE BEGINS> file "ietf-actn-te-kpi-telemetry@2019-03-06.yang"

```
module ietf-actn-te-kpi-telemetry {
  namespace "urn:ietf:params:xml:ns:yang:ietf-actn-te-kpi-telemetry";
  prefix actn-tel;

  import ietf-vn {
    prefix vn;
  }
  import ietf-te {
    prefix te;
  }
  import ietf-te-types {
    prefix te-types;
  }
  import ietf-te-kpi-telemetry {
    prefix te-kpi;
  }

  organization
    "IETF Traffic Engineering Architecture and Signaling (TEAS)
    Working Group";
  contact
    "Editor: Young Lee <leeyoung@huawei.com>
    Editor: Dhruv Dhody <dhruv.ietf@gmail.com>
    Editor: Ricard Vilalta <ricard.vilalta@cttc.es>
```

```
    Editor: Satish Karunanithi <satish.karunanithi@gmail.com>;
description
  "This module describes telemetry for actn vn model";

revision 2019-03-06 {
  description
    "Initial revision. This YANG file defines
    the ACTN VN telemetry.";
  reference "Derived from earlier versions of base YANG files";
}

typedef grouping-operation {
  type enumeration {
    enum MINIMUM {
      description
        "Select the minimum param";
    }
    enum MAXIMUM {
      description
        "Select the maximum param";
    }
    enum MEAN {
      description
        "Select the MEAN of the params";
    }
    enum STD_DEV {
      description
        "Select the standard deviation of the
        monitored params";
    }
    enum AND {
      description
        "Select the AND of the params";
    }
    enum OR {
      description
        "Select the OR of the params";
    }
  }
  description
    "Operations to analyze list of monitored params";
}

grouping vn-telemetry-param {
  description
    "augment of te-kpi:telemetry-param for VN specific params";
  leaf-list te-grouped-params {
```

```

    type leafref {
      path "/te:te/te:tunnels/te:tunnel/te-kpi:te-telemetry/te-kpi:id";
    }
    description
      "Allows the definition of a vn-telemetry param
      as a grouping of underlying TE params";
  }
  leaf grouping-operation {
    type grouping-operation;
    description
      "describes the operation to apply to
      te-grouped-params";
  }
}

augment "/vn:vn/vn:vn-list" {
  description
    "Augmentation parameters for state TE VN topologies.";
  container vn-scaling-intent {
    description
      "scaling intent";
    container scale-in-intent {
      description
        "VN scale-in";
      uses te-kpi:scaling-in-intent;
    }
    container scale-out-intent {
      description
        "VN scale-out";
      uses te-kpi:scaling-out-intent;
    }
  }
  container vn-telemetry {
    config false;
    description
      "VN telemetry params";
    uses te-types:performance-metrics-attributes;
    leaf grouping-operation {
      type grouping-operation;
      description
        "describes the operation to apply to the VN-members";
    }
  }
}

augment "/vn:vn/vn:vn-list/vn:vn-member-list" {
  description
    "Augmentation parameters for state TE vn member topologies.";
}

```



```
    container vn-member-telemetry {  
      config false;  
      description  
        "VN member telemetry params";  
      uses te-types:performance-metrics-attributes;  
      uses vn-telemetry-param;  
    }  
  }  
}
```

<CODE ENDS>

8. Security Considerations

The configuration, state, and action data defined in this document are designed to be accessed via a management protocol with a secure transport layer, such as NETCONF [[RFC6241](#)]. The NETCONF access control model [[RFC8341](#)] provides the means to restrict access for particular NETCONF users to a preconfigured subset of all available NETCONF protocol operations and content.

A number of configuration data nodes defined in this document are writable/deletable (i.e., "config true") These data nodes may be considered sensitive or vulnerable in some network environments.

9. IANA Considerations

This document registers the following namespace URIs in the IETF XML registry [[RFC3688](#)]:

```
-----  
URI: urn:ietf:params:xml:ns:yang:ietf-te-kpi-telemetry  
Registrant Contact: The IESG.  
XML: N/A, the requested URI is an XML namespace.  
-----
```

```
-----  
URI: urn:ietf:params:xml:ns:yang:ietf-actn-te-kpi-telemetry  
Registrant Contact: The IESG.  
XML: N/A, the requested URI is an XML namespace.  
-----
```

This document registers the following YANG modules in the YANG Module.

Names registry [[RFC7950](#)]:

```
-----  
name:          ietf-te-kpi-telemetry  
namespace:     urn:ietf:params:xml:ns:yang:ietf-te-kpi-telemetry  
reference:     RFC XXXX (TDB)  
-----
```

```
-----  
name:          ietf-actn-te-kpi-telemetry  
namespace:     urn:ietf:params:xml:ns:yang:ietf-actn-te-kpi-telemetry  
reference:     RFC XXXX (TDB)  
-----
```

10. Acknowledgements

We thank Rakesh Gandhi, Tarek Saad and Igor Bryskin for useful discussions and their suggestions for this work.

11. References

11.1. Informative References

- [RFC3688] M. Mealling, "The IETF XML Registry", [RFC 3688](#), January 2004.
- [RFC7950] M. Bjorklund, Ed., "The YANG 1.1 Data Modeling Language", August 2016.
- [RFC6020] M. Bjorklund, Ed., "YANG - A Data Modeling Language for the Network Configuration Protocol (NETCONF)", [RFC 6020](#), October 2010.
- [RFC8199] D. Bogdanovic, B. Claise, and C. Moberg, "YANG Module Classification", [RFC 8199](#), July 2017.
- [RFC6241] Enns, R., Ed., Bjorklund, M., Ed., Schoenwaelder, J., Ed., and A. Bierman, Ed., "Network Configuration Protocol (NETCONF)", [RFC 6241](#).

- [RFC8294] X. Liu, et al, "Routing Area Common YANG Data Types", [RFC 8294](#), December 2017.
- [RFC7926] A. Farrel (Ed.), "Problem Statement and Architecture for Information Exchange between Interconnected Traffic-Engineered Networks", [RFC 7926](#), July 2016.
- [RFC8309] Q. Wu, W. Cheng, and A. Farrel. "Service Models Explained", [RFC 8309](#), January 2018.
- [RFC8340] M. Bjorklund and L. Berger (Editors), "YANG Tree Diagrams", [RFC 8340](#), March 2018.
- [Yang-Push] A. Clemm, et al, "Subscription to YANG Datastores", [draft-ietf-netconf-yang-push](#), work in progress.
- [Event-Notification] E. Voit, et al, "Subscription to YANG Datastores", [draft-ietf-netconf-yang-push](#), work in progress.
- [ACTN-PERF] Y. XU, et al., "Use Cases and Requirements of Dynamic Service Control based on Performance Monitoring in ACTN Architecture", [draft-xu-actn-perf-dynamic-service-control](#), work in progress.
- [RFC8341] A. Bierman, M. Bjorklund, "Network Configuration Access Control Model", [RFC 8341](#), March 2018.
- [RFC8453] D. Ceccarelli and Y. Lee (Editors), "Framework for Abstraction and Control of Traffic Engineered Networks", [RFC 8453](#), August 2018.

11.2. Normative References

- [TE-Tunnel] T. Saad (Editor), "A YANG Data Model for Traffic Engineering Tunnels and Interfaces", [draft-ietf-teas-yang-te](#), work in progress.
- [TE-Types] T. Saad, et.al, "Traffic Engineering Common YANG Types", [draft-ietf-teas-yang-te-types](#), work in progress.
- [ACTN-VN] Y. Lee (Editor), "A Yang Data Model for ACTN VN Operation", [draft-lee-teas-actn-vn-yang](#), work in progress.

[RFC8233] D. Dhody, et al., "Extensions to the Path Computation Element Communication Protocol (PCEP) to compute service aware Label Switched Path (LSP)", [RFC 8233](#), September 2017.

12. Contributors

Authors' Addresses

Young Lee
Huawei Technologies
5340 Legacy Drive Suite 173
Plano, TX 75024, USA

Email: leeyoung@huawei.com

Dhruv Dhody
Huawei Technology
Leela Palace
Bangalore, Karnataka 560008
India

Email: dhruv.dhody@huawei.com

Satish Karunanithi
Huawei Technology
Leela Palace
Bangalore, Karnataka 560008
India

Email: satish.karunanithi@gmail.com

Ricard Vilalta
Centre Tecnologic de Telecomunicacions de Catalunya (CTTC/CERCA)
Av. Carl Friedrich Gauss 7
08860 - Castelldefels
Barcelona (Spain)
Email: ricard.vilalta@cttc.es

Daniel King

Lancaster University

Email: d.king@lancaster.ac.uk

Daniele Ceccarelli
Ericsson
Torshamnsgatan, 48
Stockholm, Sweden

Email: daniele.ceccarelli@ericsson.com