

PIM Working Group  
Internet-Draft  
Intended status: Standards Track  
Expires: 17 November 2022

H. Li  
A. Wang  
China Telecom  
S. Venaas  
Cisco Systems  
16 May 2022

IGMP/MLD Extension for Multicast Source Management  
draft-li-pim-igmp-ml-d-extension-source-management-03

## Abstract

This document describes extensions to Internet Group Management Protocol (IGMP) and Multicast Listener Discover (MLD) protocol for supporting interaction between multi cast sources and routers, accomplishing multi cast source management.

## Status of This Memo

This Internet-Draft is submitted in full conformance with the provisions of [BCP 78](#) and [BCP 79](#).

Internet-Drafts are working documents of the Internet Engineering Task Force (IETF). Note that other groups may also distribute working documents as Internet-Drafts. The list of current Internet-Drafts is at <https://datatracker.ietf.org/drafts/current/>.

Internet-Drafts are draft documents valid for a maximum of six months and may be updated, replaced, or obsoleted by other documents at any time. It is inappropriate to use Internet-Drafts as reference material or to cite them other than as "work in progress."

This Internet-Draft will expire on 17 November 2022.

## Copyright Notice

Copyright (c) 2022 IETF Trust and the persons identified as the document authors. All rights reserved.

This document is subject to [BCP 78](#) and the IETF Trust's Legal Provisions Relating to IETF Documents (<https://trustee.ietf.org/license-info>) in effect on the date of publication of this document. Please review these documents carefully, as they describe your rights and restrictions with respect to this document. Code Components extracted from this document must include Revised BSD License text as described in Section 4.e of the [Trust Legal Provisions](#) and are provided without warranty as described in the Revised BSD License.

## Table of Contents

<a href="#">1.</a>	Introduction . . . . .	<a href="#">2</a>
<a href="#">2.</a>	Conventions used in this document . . . . .	<a href="#">2</a>
<a href="#">3.</a>	Terminology . . . . .	<a href="#">3</a>
<a href="#">4.</a>	Overview of Multicast Source Management . . . . .	<a href="#">3</a>
<a href="#">4.1.</a>	Multicast Source Registration and Authorization . . . . .	<a href="#">4</a>
<a href="#">4.2.</a>	Multicast Data Transmission and Termination . . . . .	<a href="#">4</a>
<a href="#">4.3.</a>	Receiver Information Statistics . . . . .	<a href="#">5</a>
<a href="#">5.</a>	Message Formats . . . . .	<a href="#">5</a>
<a href="#">5.1.</a>	Multicast Source Registration Message . . . . .	<a href="#">5</a>
<a href="#">5.2.</a>	Multicast Data Notification Message . . . . .	<a href="#">7</a>
<a href="#">5.3.</a>	Multicast Receiver Statistics Message . . . . .	<a href="#">8</a>
<a href="#">6.</a>	Use Case . . . . .	<a href="#">9</a>
<a href="#">6.1.</a>	Multicast Management for PCE as multicast controller . . . . .	<a href="#">9</a>
<a href="#">7.</a>	Deployment Considerations . . . . .	<a href="#">11</a>
<a href="#">8.</a>	Security Considerations . . . . .	<a href="#">11</a>
<a href="#">9.</a>	IANA Considerations . . . . .	<a href="#">11</a>
<a href="#">9.1.</a>	IGMP Type Numbers . . . . .	<a href="#">11</a>
<a href="#">9.2.</a>	ICMPv6 Parameters . . . . .	<a href="#">11</a>
<a href="#">10.</a>	Contributor . . . . .	<a href="#">11</a>
<a href="#">11.</a>	Acknowledgement . . . . .	<a href="#">11</a>
<a href="#">12.</a>	Normative References . . . . .	<a href="#">11</a>
	Authors' Addresses . . . . .	<a href="#">13</a>

[1.](#) Introduction

Among protocols for Internet Protocol (IP) multicast, there is no protocol specification for the source registration so far. The current protocol focuses more on data control. This document specifies some new messages to extend IGMPv3 [[RFC3376](#)] and MLDv2 [[RFC3810](#)] for exchanging source registration information and data transmission control information between sources and routers.

In addition, combined with the multi cast management process based on Soft Defined Network (SDN) architecture, such as that described in [[I-D.li-pce-multicast](#)], the transmission of multi cast source data can be effectively managed, enhancing the security and controllability of the multi cast service.

[2.](#) Conventions used in this document

The key words "MUST", "MUST NOT", "REQUIRED", "SHALL", "SHALL NOT",

"SHOULD", "SHOULD NOT", "RECOMMENDED", "NOT RECOMMENDED", "MAY", and "OPTIONAL" in this document are to be interpreted as described in [BCP 14](#) [[RFC2119](#)] [[RFC8174](#)] when, and only when, they appear in all capitals, as shown here.

### [3.](#) Terminology

The following terms are used in this document:

- \* BIER: Bit Index Explicit Replication
- \* ICMPv6: Internet Control Message Protocol version 6
- \* IGMP: Internet Group Management Protocol
- \* IP: Internet Protocol
- \* MDN: Multicast Data Notification
- \* MLD: Multicast Listener Discover
- \* MRS: Multicast Receiver Statistics
- \* MSR: Multicast Source Registration
- \* PCE: Path Computation Element
- \* RP: Rendezvous Point
- \* SDN: Software Defined Network

### [4.](#) Overview of Multicast Source Management

Multicast source management includes multi cast source registration and authorization, multi cast data transmission and termination, and receiver information statistics. Currently, multi cast source management is mainly used in Source Specific Multicast (SSM) scenario. If multi cast source management is to be applied to Any-Source Multicast (ASM) scenarios, other mechanisms are needed. ASM scenario is not discussed in this document.

This document specifies IGMP and MLD protocol extensions for multi cast source management, including Multicast Source Registration (MSR) described in [Section 5.1](#), Multicast Data Notification (MDN) described in [Section 5.2](#) and Multicast Receiver Statistics (MRS) described in [Section 5.3](#).

#### [4.1](#). Multicast Source Registration and Authorization

Source systems send Multicast Source Registration messages to routers informing them that there are multi cast sources available to provide services. The Multicast Source Registration message must contain the multi cast source address, service start time and validity period of the request. In some scenarios, The Multicast Source Registration message also needs to contain credential for controlling multi cast source access. Credential authentication can be performed on the first-hop router or on other systems. The specific implementation can be adjusted according to the deployment.

After receiving the registration message from the source system and authenticating, the routers send Multicast Source Registration messages with valid registration status response to the source systems and inform the source systems that the requests are approved. The routers will trigger a timer and maintain the registration status for the source systems until the timer expires.

In contrast, the source systems can also send Multicast Source Registration messages to routers to withdraw the registration requests. Then the routers will revoke the registration status and reply to the source systems.

The source systems need periodically send registration messages to the routers to inform the router that the multi cast source is alive. Then routers will refresh the timer of the registration status. If routers receive multi cast data from multi cast sources, they will refresh the timer. During data delivery, the source systems does not

have to send registration messages periodically.

When the timer expires or the registration validity period expires, the router will release the registration status and send a Multicast Source Registration message with invalid registration status to the source system to inform it.

#### [4.2.](#) Multicast Data Transmission and Termination

Within the service validity of registration, when the first receiver joins a multi cast group with SSM address, the corresponding first hop router will send Multicast Data Notification message carrying multi cast group address to inform the source system that the source can send data to this multi cast group.

For a specific (S, G) tuple, when the last receiver leaves the multi cast group, the first hop router will send Multicast Data Notification message carrying multi cast group address to inform the source system that the source should stop sending data to this multi cast group.

#### [4.3.](#) Receiver Information Statistics

For certain scenarios, a first hop router can learn receiver statistics for a specific (S, G) tuple. For example, in SDN scenario, the receiver statistics of each egress router can be centrally managed by the controller. The controller then aggregates these statistics and informs the first-hop router.

In this case, if the first hop router has sent Multicast Data Notification message to the source system to inform the source system sending data, the first-hop router should periodically send Multicast Receiver Statistics messages to the source system synchronizing the receiver statistics. In this way, the source system can perform analysis based on the receiver statistics, facilitating further optimization and scaling.

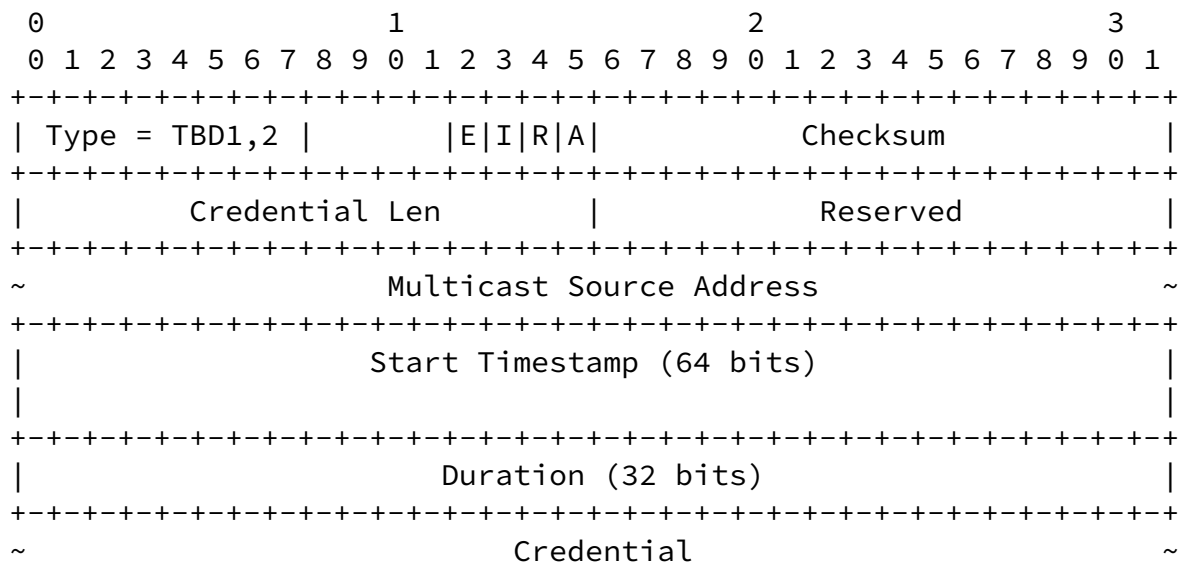
## 5. Message Formats

There are three types of IGMP and MLD messages associated with multi cast source advertisement described in this document.

### 5.1. Multicast Source Registration Message

MSR message is sent by multi cast source to request multi cast data transmission service activation or by router responding to the request from the multi cast source.

MSR message has the following format:



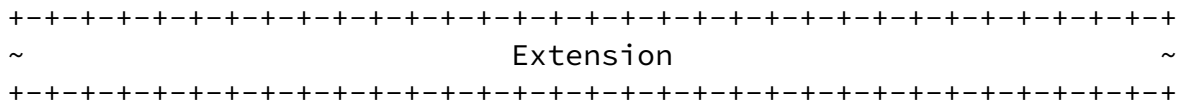


Figure 1: MSR Message Format

Type (8 bits): IGMP and MLD messages types, they need to be registered by the IANA.

E(E-bit): E-bit set to 1 to indicate that extension is present in the message. E-bit set to 0 to indicate that extension is not present in the message. The E-bit MUST be set to 1 to indicate that the extension is present. Otherwise, it MUST be 0.

I (Identity flag, 1 bit): The I flag set to 1 indicates that the message is sent by multi cast source. The I flag set to 0 indicates that the message is sent by router.

R (Request flag, 1 bit): The R flag set to 1 indicates the request to activate transmission service. The R flag set to 0 indicates revocation of the request.

A (Authentication flag, 1 bit): The A flag set to 1 indicates success of request. The A flag set to 0 indicates failure of request or revocation of the request.

Checksum (16 bits): The Checksum is the 16-bit one's complement of the one's complement sum of the whole IGMP or MLD message (the entire IP payload). For computing the checksum, the Checksum field is set to zero. When receiving packets, the checksum MUST be verified before processing a message.

Multicast Source Address (Variable length): contains IPv4 or IPv6 address of the multi cast source requested. If the MSR Message is used in IGMP, the length of the address is 32 bits. If the MSR Message is used in MLD, the length of the address is 128 bits.

Start Timestamp (8 bytes): indicates the start time when the multi cast source can provide data services. Before this time, the multi cast source cannot send data to multi cast groups.

Duration (1 byte): indicates the maximum duration that the multi cast source can provide data services in a valid registration request.

Credential (Variable length): is used for authorization of multi cast sources.

Extension: It is defined and described in [\[I-D.ietf-pim-igmp-ml-d-extension\]](#). It may contain a variable number of TLVs for flexible extension.

## 5.2. Multicast Data Notification Message

MDN message is sent by router to notify multi cast source to start or stop sending multi cast packets. For different (S, G) tuples, the router needs to send multiple MDN messages.

MDN message has the following format:

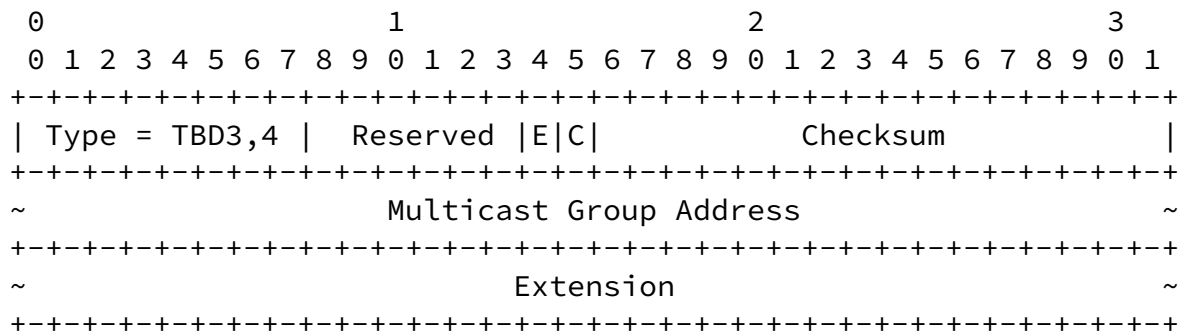


Figure 2: MDN Message Format

Type (8 bits): IGMP and MLD messages types, they need to be registered by the IANA.

E(E-bit): E-bit set to 1 to indicate that extension is present in the message. E-bit set to 0 to indicate that extension is not present in the message. The E-bit MUST be set to 1 to indicate that the extension is present. Otherwise, it MUST be 0.

C (Control flag, 1 bit): The C flag set to 1 indicates starting



sending multi cast packets. The C flag set to 0 indicates stopping sending multi cast packets.

Checksum (16 bits): The Checksum is the 16-bit one's complement of the one's complement sum of the whole IGMP/MLD message (the entire IP payload). For computing the checksum, the Checksum field is set to zero. When receiving packets, the checksum MUST be verified before processing a message.

Multicast Group Address (Variable length): contains IPv4 or IPv6 address of the multi cast group requested. If the MDN message is used in IGMP, the length of the address is 32 bits. If the MDN message is used in MLD, the length of the address is 128 bits.

### 5.3. Multicast Receiver Statistics Message

MRS message is sent by router to multi cast source to synchronize receiver statistics of a group. For different (S, G) tuples, the router needs to send multiple MRS messages.

MRS message has the following format:

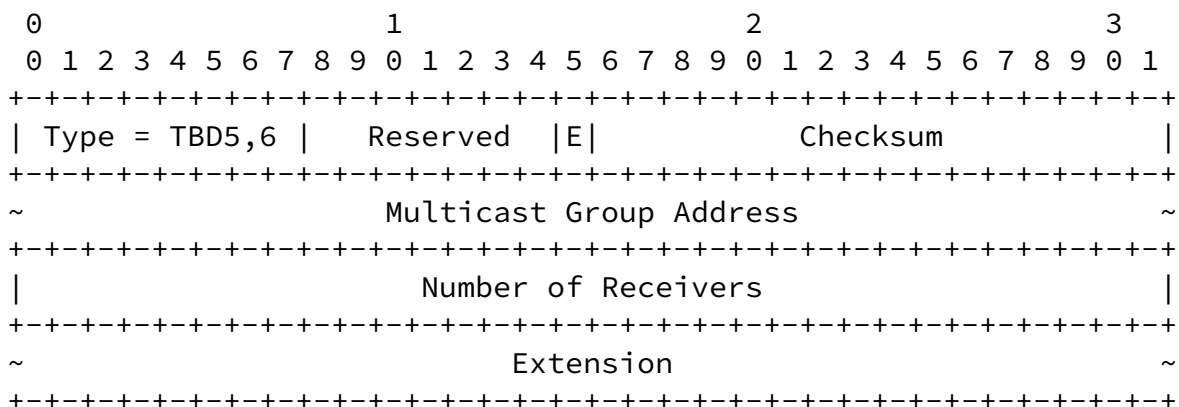


Figure 3: MRS Message Format

Type (8 bits): IGMP and MLD messages types, they need to be registered by the IANA.

E(E-bit): E-bit set to 1 to indicate that extension is present in the message. E-bit set to 0 to indicate that extension is not present in the message. The E-bit MUST be set to 1 to indicate that the extension is present. Otherwise, it MUST be 0.

Checksum (16 bits): The Checksum is the 16-bit one's complement of the one's complement sum of the whole IGMP/MLD message (the entire IP payload). For computing the checksum, the Checksum field is set to zero. When receiving packets, the checksum MUST be verified before processing a message.

Multicast Group Address (Variable length): contains IPv4 or IPv6 address of the multi cast group requested. If the MRS message is used in IGMP, the length of the address is 32 bits. If the MRS message is used in MLD, the length of the address is 128 bits.

Number of Receivers (32 bits): indicates the number of receivers for a particular (S,G) tuple

6. Use Case

6.1. Multicast Management for PCE as multicast controller

This section briefly describes procedures of multi cast source management through a simple example of Path Computation Element(PCE) based Bit Index Explicit Replication(BIER).

The specific implementation process is as follows:

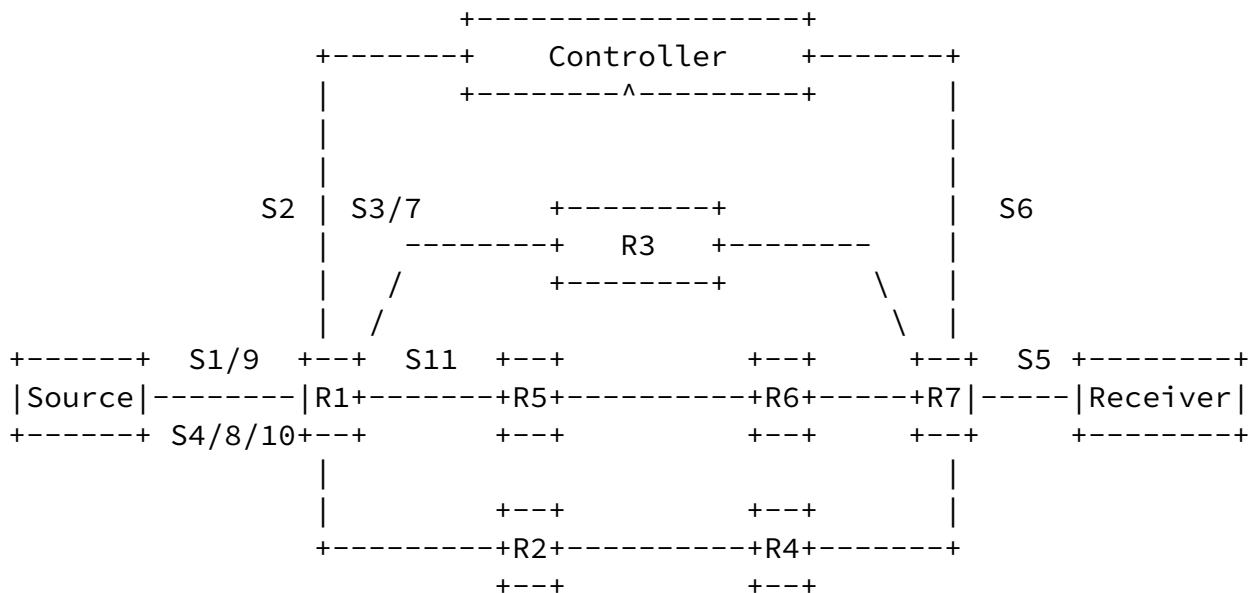


Figure 4: Topology of multi cast source management for PCE based BIER

For the solution of PCE based BIER, the transmission of multi cast source registration and authorization and receiver information statistics depends on the PCRpt message and PCUpd message, defined in [RFC8231] and extended in [I-D.li-pce-multicast], between the router

and the controller.

S1, S4, S8 and S10 in the figure are multi cast source advertisement related processes. S1 is the process by which multi cast sources send messages and data to router. S4, S8 and S10 are the process by which router send messages to multi cast sources. The other steps are beyond the scope of this document.

Step 1(S1): Source sends IGMP or MLD MSR message to R1 requesting to activate the multi cast data transmission service.

Step 2(S2): R1 sends multi cast information registration to controller via PCRpt message.

Step 3(S3): The controller sends PCUpd message to the R1, carrying authentication result.

Step 4(S4): R1 sends authentication result to the source via IGMP or MLD MSR message. Source will conduct subsequent processing based on the authentication result, such as reapplying after the failure of authentication.

Step 5(S5): Receivers send IGMP or MLD messages to R7 requesting to join or leave a multi cast group.

Step 6(S6): R7 converts the IGMP or MLD messages of receivers into PCRpt message and send it to the controller.

Step 7(S7): The controller sends PCUpd message to R1 to start or stop forwarding, carrying BitString.

Step 8(S8): R1 sends IGMP or MLD MDN message to the source to notify the source sending multi cast packets to the specific multi cast group.

Step 9(S9): Source sends multicast data to R1.

Step 10(S10): R1 sends IGMP or MLD MSR messages with multi cast receivers' statistics to the source periodically.

## [7.](#) Deployment Considerations

## [8.](#) Security Considerations

## [9.](#) IANA Considerations

### [9.1.](#) IGMP Type Numbers

IANA is requested to allocate a new code point within registry "IGMP Type Numbers" under "Internet Group Management Protocol (IGMP) Type Numbers" as follows:

Type Number	Message Name
TBD1	Multicast Source Activation
TBD3	Multicast Data Notification
TBD5	Multicast Receiver Statistics

### [9.2.](#) ICMPv6 Parameters

IANA is requested to allocate a new code point within registry "ICMPv6 "type" Numbers" under "Internet Control Message Protocol version 6 (ICMPv6) Parameters" as follows:

Type Number	Message Name
TBD2	Multicast Source Activation
TBD4	Multicast Data Notification
TBD6	Multicast Receiver Statistics

[10.](#) Contributor

[11.](#) Acknowledgement

[12.](#) Normative References

Li, et al.

Expires 17 November 2022

[Page 11]

---

Internet-Draft IGMP/MLD Extension for Multicast Source

May 2022

[I-D.ietf-pim-igmp-mld-extension]

Sivakumar, M., Venaas, S., Zhang, Z., and H. Asaeda,  
"Internet Group Management Protocol version 3 (IGMPv3) and  
Multicast Listener Discovery version 2 (MLDv2) Message  
Extension", Work in Progress, Internet-Draft, [draft-ietf-pim-igmp-mld-extension-07](#), 9 May 2022,  
<<https://www.ietf.org/archive/id/draft-ietf-pim-igmp-mld-extension-07.txt>>.

[I-D.li-pce-multicast]

Li, H., Wang, A., Zhang, Z., Chen, H., and R. Chen,  
"Multicast Tree Setup via PCEP", Work in Progress,  
Internet-Draft, [draft-li-pce-multicast-01](#), 20 March 2022,  
<<https://www.ietf.org/archive/id/draft-li-pce-multicast-01.txt>>.

[RFC2119] Bradner, S., "Key words for use in RFCs to Indicate  
Requirement Levels", [BCP 14](#), [RFC 2119](#),  
DOI 10.17487/RFC2119, March 1997,  
<<https://www.rfc-editor.org/info/rfc2119>>.

[RFC3376] Cain, B., Deering, S., Kouvelas, I., Fenner, B., and A.  
Thyagarajan, "Internet Group Management Protocol, Version  
3", [RFC 3376](#), DOI 10.17487/RFC3376, October 2002,  
<<https://www.rfc-editor.org/info/rfc3376>>.

- [RFC3810] Vida, R., Ed. and L. Costa, Ed., "Multicast Listener Discovery Version 2 (MLDv2) for IPv6", [RFC 3810](#), DOI 10.17487/RFC3810, June 2004, <<https://www.rfc-editor.org/info/rfc3810>>.
- [RFC4601] Fenner, B., Handley, M., Holbrook, H., and I. Kouvelas, "Protocol Independent Multicast - Sparse Mode (PIM-SM): Protocol Specification (Revised)", [RFC 4601](#), DOI 10.17487/RFC4601, August 2006, <<https://www.rfc-editor.org/info/rfc4601>>.
- [RFC8174] Leiba, B., "Ambiguity of Uppercase vs Lowercase in [RFC 2119](#) Key Words", [BCP 14](#), [RFC 8174](#), DOI 10.17487/RFC8174, May 2017, <<https://www.rfc-editor.org/info/rfc8174>>.
- [RFC8231] Crabbe, E., Minei, I., Medved, J., and R. Varga, "Path Computation Element Communication Protocol (PCEP) Extensions for Stateful PCE", [RFC 8231](#), DOI 10.17487/RFC8231, September 2017, <<https://www.rfc-editor.org/info/rfc8231>>.

#### Authors' Addresses

Huanan Li  
China Telecom  
Beiqijia Town, Changping District  
Beijing  
Beijing, 102209  
China  
Email: lihn6@foxmail.com

Aijun Wang  
China Telecom  
Beiqijia Town, Changping District  
Beijing  
Beijing, 102209  
China  
Email: wangaj3@chinatelecom.cn

Stig Venaas  
Cisco Systems  
Tasman Drive  
San Jose, CA 95134  
United States of America  
Email: stig@cisco.com