

rtgwg  
Internet Draft  
Intended status: Informational  
Expires: December 2021

X. Li  
L. Zhang  
Y. Tang  
Z. Shi  
S. Huang  
BUPT

June 29, 2021

**Photonic firewall oriented routing and spectrum allocation strategy  
in optical networks  
draft-li-rtgwg-photonic-firewall-rsa-01.txt**

Status of this Memo

This Internet-Draft is submitted in full conformance with the provisions of [BCP 78](#) and [BCP 79](#). This document may not be modified, and derivative works of it may not be created, and it may not be published except as an Internet-Draft.

This document may contain material from IETF Documents or IETF Contributions published or made publicly available before November 10, 2008. The person(s) controlling the copyright in some of this material may not have granted the IETF Trust the right to allow modifications of such material outside the IETF Standards Process. Without obtaining an adequate license from the person(s) controlling the copyright in such materials, this document may not be modified outside the IETF Standards Process, and derivative works of it may not be created outside the IETF Standards Process, except to format it for publication as an RFC or to translate it into languages other than English.

Internet-Drafts are working documents of the Internet Engineering Task Force (IETF), its areas, and its working groups. Note that other groups may also distribute working documents as Internet-Drafts.

Internet-Drafts are draft documents valid for a maximum of six months and may be updated, replaced, or obsoleted by other documents at any time. It is inappropriate to use Internet-Drafts as reference material or to cite them other than as "work in progress."

The list of current Internet-Drafts can be accessed at  
<http://www.ietf.org/ietf/1id-abstracts.txt>

The list of Internet-Draft Shadow Directories can be accessed at  
<http://www.ietf.org/shadow.html>

# Internet-Draft Photonic firewall oriented routing and spectrum allocation strategy in optical networks June 2021

This Internet-Draft will expire on June December 29, 2021.

## Copyright Notice

Copyright (c) 2020 IETF Trust and the persons identified as the document authors. All rights reserved.

This document is subject to [BCP 78](#) and the IETF Trust's Legal Provisions Relating to IETF Documents (<http://trustee.ietf.org/license-info>) in effect on the date of publication of this document. Please review these documents carefully, as they describe your rights and restrictions with respect to this document.

## Abstract

The photonic firewall oriented routing and spectrum allocation strategy in elastic optical networks is proposed. For the security detecting requirement, each light-path should pass through at least a photonic firewall. To reduce the blocking rate and improve the spectrum efficiency, the whole network is divided into several parts according to the locations of all deployed photonic firewalls. A photonic firewall is responsible for the security detecting for each part. This strategy has a low complexity and is suitable for large-scale optical networks.

## Table of Contents

<a href="#">1. Introduction.....</a>	<a href="#">3</a>
<a href="#">2. Conventions used in this document.....</a>	<a href="#">4</a>
<a href="#">3. Motivation.....</a>	<a href="#">4</a>
4. Photonic Firewall Oriented Routing and Spectrum Allocation Strategy.....	<a href="#">4</a>
<a href="#">4.1. Photonic Firewall.....</a>	<a href="#">4</a>
<a href="#">4.2. Secure Connection Establishment Requirement.....</a>	<a href="#">6</a>
4.3. Photonic Firewall oriented Routing and Spectrum Allocation Strategy.....	<a href="#">6</a>
<a href="#">5. Security Considerations.....</a>	<a href="#">7</a>
<a href="#">6. IANA Considerations.....</a>	<a href="#">7</a>
<a href="#">7. References.....</a>	<a href="#">7</a>
<a href="#">7.1. Normative References.....</a>	<a href="#">7</a>
<a href="#">7.2. Informative References.....</a>	<a href="#">8</a>

## **1. Introduction**

This document describes the photonic firewall oriented routing and spectrum allocation strategy in optical networks. Optical networks which take advantages of high-speed and large-capacity has been widely applied to access, backbone transmission, data center interconnection, inter-satellite link, etc. Many new technologies are emerging with the aim of improving the capacity of optical fiber, such as optical orthogonal frequency division multiplexing (O-OFDM) and space division multiplexing (SDM). The accommodated traffic is booming, and more services are emerging, such as cloud computing, big data, augmented reality, and virtual reality. Since the accommodated traffic is very large, the secure transmission becomes more and more important. Due to the large amount of transmission information, wide coverage, and QoT sensitivity, optical networks are highly vulnerable to eavesdropping and attacks. The common attacks exist in optical networks can be simply divided into two parts. One aims for optical device and the other aims for network management. Attacks for optical fiber include eavesdropping, interception, in-band interference, signal delays [[Fok2011](#)]. To ensure secure data transmission, some security technologies such as optical encryption, quantum key distribution, chaotic encryption, node/line reinforcement, optical steganography [[Wang2010](#)], etc., have been proposed. These technologies help to ensure the confidentiality and integrity of data transmission over optical networks. However, when invasions and attacks are hidden in the transmitted data, these technologies are useless. Photonic firewall is an important network security device. It leverages the all-optical pattern matching to directly identify the signals in the optical domain, then distinguish hidden network intrusions and attacks, and finally selects corresponding defense means according to the set security policy. Thus, it can directly realize intrusion detection and security protection in the optical domain. Since the processing rate of the photonic firewall is far great than that of the electronic firewall, a photonic firewall can replace tens of thousands of electronic firewalls. In future, we believe the photonic firewall can be widely used in the optical backbone network, optical access network, optical datacenter network, etc. A photonic firewall is composed of multiple all-optical logic gate, regenerators, optical amplifiers, etc. The cost of the photonic firewall is very high. In the early stage, the photonic firewall can only be deployed just in a few places. To ensure each established light-path can be obtained the security detecting, the photonic firewall oriented routing and spectrum allocation strategy should be designed. To avoid the traffic congestion on some fiber links or a certain photonic firewall, we divide the whole topology into several parts according to the number of and the locations of all deployed



photonic firewalls. A photonic firewall is responsible for the security detecting for each connection in the each part.

## **2. Conventions used in this document**

This document makes use of the following acronyms:

QoT: Quality of Transmission

AI: Artificial Intelligence

SDM: Space Division Multiplexing

O-OFDM: Optical Orthogonal Frequency Division Multiplexing

In this document, these words will appear with that interpretation only when in ALL CAPS. Lower case uses of these words are not to be interpreted as carrying significance described in [RFC 2119](#) [[RFC2119](#)].

## **3. Motivation**

Photonic firewall can directly realize the intrusion detection and security protection in optical domain. A photonic firewall can replace tens of thousands of electronic firewalls. Since the cost of the photonic firewall is very high, it can only be deployed just in a few places. In order to ensure that each established light-path can be obtained the security detecting, the photonic firewall oriented routing and spectrum allocation strategy should be designed for each user request. The strategy has a low complexity and is suitable for large-scale optical networks.

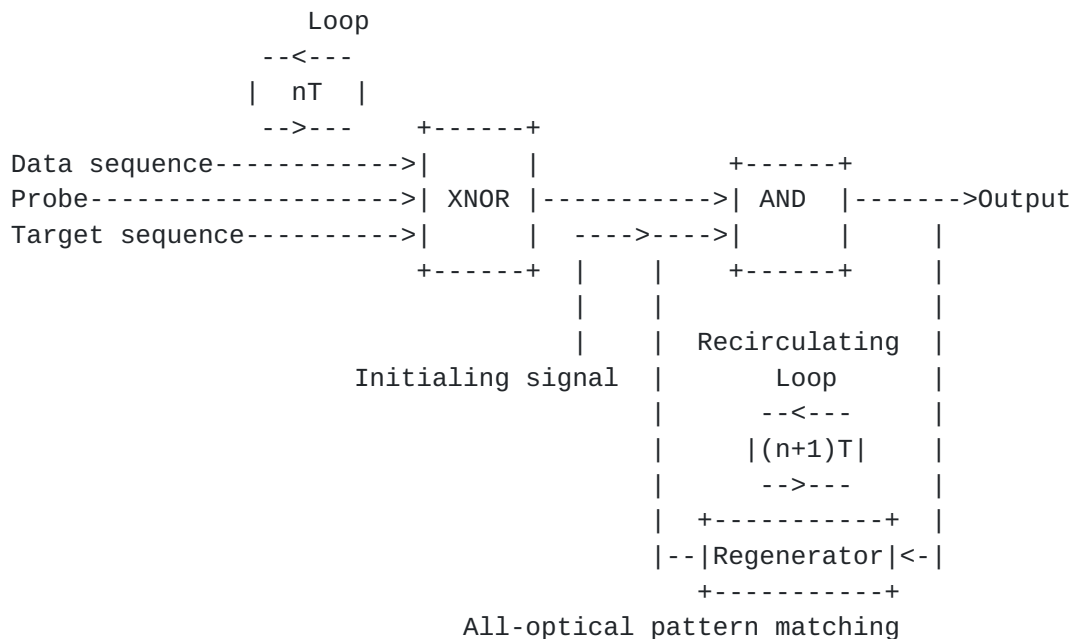
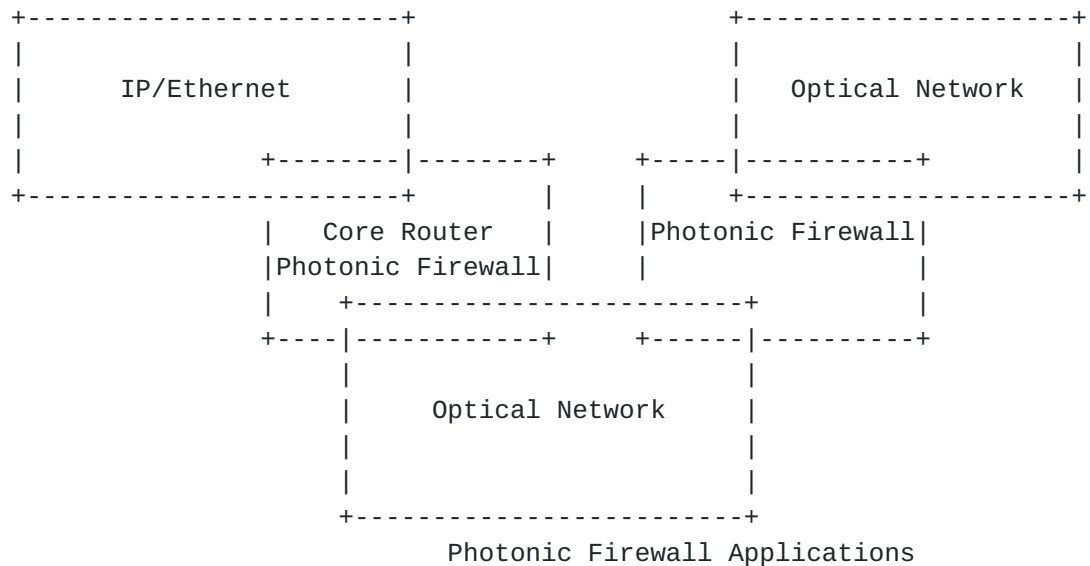
## **4. Photonic Firewall Oriented Routing and Spectrum Allocation Strategy**

This section first gives introduce the photonic firewall and its applications in optical networks. Then, the secure connection establishment requirement is elaborated. At last, the photonic firewall oriented routing and spectrum allocation strategy is elaborated.

### **4.1. Photonic Firewall**

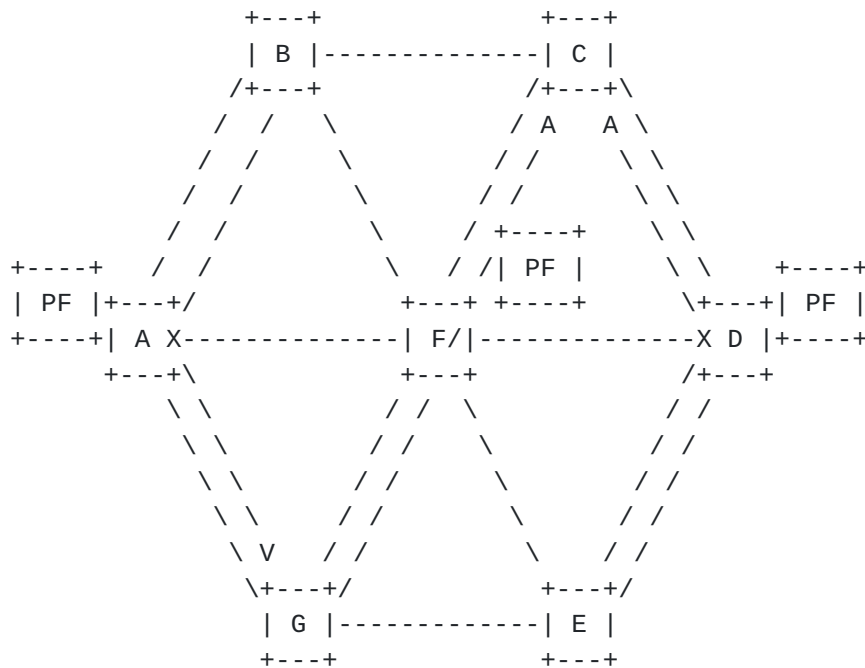
Photonic firewall is an optical network device. It leverages the all-optical pattern matching to directly identify the signals in the optical domain, and then distinguish hidden network intrusions and

attacks. It selects corresponding defense means according to the set security policy. As presented in Figure 1, it can be deployed in the important optical switching node, gateway node, or access node. The all-optical pattern recognition is the core part of photonic firewall. It is composed of one all-optical XNOR gate, all-optical AND gate, and a regenerator, as shown in Figure 2.



#### 4.2. Secure Connection Establishment Requirement

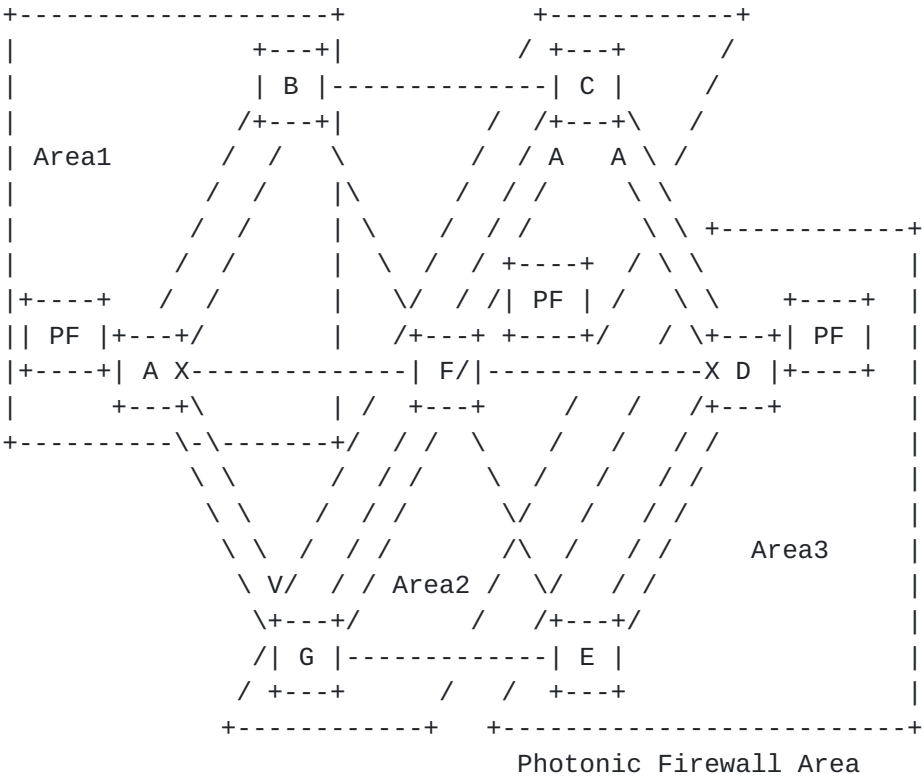
For the security detecting requirement, each light-path should pass through at least a photonic firewall. As presented in Fig. 3, three photonic firewalls are deployed in nodes A, F, and D. There are three light-paths are established in the network (B->A->G, G->F->C, and E->D->C). Each light-path passes through a photonic firewall.



Secure Connection Establishment (PF denotes photonic firewall)

#### 4.3. Photonic Firewall oriented Routing and Spectrum Allocation Strategy

The photonic firewall oriented routing and spectrum allocation strategy adopts the greedy strategy. For each user, it calculates the closest photonic firewall. Thus, each photonic firewall has a user set in which any user is closest to it. In other words, the whole network is divided into several parts according to the locations of all deployed photonic firewalls. When a new user request arrive the network, the user first calculates the shortest path to its closest photonic firewall, and then calculates the shortest path from the photonic firewall to its destination. Finally, the First-Fit algorithm is used to conduct spectrum allocation on the two shortest paths.



As presented in Fig. 4, the whole network is divided into three parts. In each part, a photonic firewall is responsible for the security detecting for each user in this part. This strategy has a low complexity and is suitable for large-scale optical networks.

**5. Security Considerations**  
TBD

**6. IANA Considerations**

This document makes no request of IANA.

**7. References**

**7.1. Normative References**

[RFC2119] Bradner, S., "Key words for use in RFCs to Indicate Requirement Levels", [BCP 14](#), [RFC 2119](#), March 1997.

## **7.2. Informative References**

- [Fok2011] M. P. Fok, Z. Wang, Y. Deng, and P. R. Prucnal, "Optical Layer Security in Fiber-Optic Networks", IEEE Transactions On Information Forensics and Security, vol. 6, no. 3, pp. 725–736, 2011.
- [Wang2010] Z. Wang, M. P. Fok, L. Xu, J. Chang, and P. R. Prucnal, "Improving the privacy of optical steganography with temporal phase masks", Opt. Express, vol. 18, no. 6, pp. 6079–6088, 2010.

Authors' Addresses

Xin Li  
Beijing University of Posts and Telecommunications  
10 Xitucheng Road, Haidian District, Beijing, China  
  
Email: xinli@bupt.edu.cn

Lu Zhang  
Beijing University of Posts and Telecommunications  
10 Xitucheng Road, Haidian District, Beijing, China  
  
Email: luzhang@bupt.edu.cn

Ying Tang  
Beijing University of Posts and Telecommunications  
10 Xitucheng Road, Haidian District, Beijing, China  
  
Email: ytang@bupt.edu.cn

Zicheng Shi  
Beijing University of Posts and Telecommunications  
10 Xitucheng Road, Haidian District, Beijing, China  
  
Email: zchshi@bupt.edu.cn

Shanguo Huang  
Beijing University of Posts and Telecommunications  
10 Xitucheng Road, Haidian District, Beijing, China  
  
Email: shghuang@bupt.edu.cn