

6lo
Internet-Draft
Intended status: Standards Track
Expires: September 14, 2017

Lijo Thomas
C-DAC
P. Akshay
Indian Institute of Science
Satish Anamalamudi
Huaiyin Institute of Technology
S.V.R.Anand
Malati Hegde
Indian Institute of Science
C. Perkins
Futurewei
March 13, 2017

**Packet expiration time in 6LoWPAN Routing Header
draft-lijo-6lo-expiration-time-01**

Abstract

This document specifies a new type to the 6LoWPAN Dispatch Page 1 [[I-D.ietf-roll-routing-dispatch](#)] for carrying the expiration time of data packets within the 6LoWPAN routing header. The expiration time is useful in making forwarding and scheduling decisions for time critical IoT M2M applications that need deterministic delay guarantees over constrained networks and operate within time-synchronized networks.

Status of This Memo

This Internet-Draft is submitted in full conformance with the provisions of [BCP 78](#) and [BCP 79](#).

Internet-Drafts are working documents of the Internet Engineering Task Force (IETF). Note that other groups may also distribute working documents as Internet-Drafts. The list of current Internet-Drafts is at <http://datatracker.ietf.org/drafts/current/>.

Internet-Drafts are draft documents valid for a maximum of six months and may be updated, replaced, or obsoleted by other documents at any time. It is inappropriate to use Internet-Drafts as reference material or to cite them other than as "work in progress."

This Internet-Draft will expire on September 14, 2017.

Copyright Notice

Copyright (c) 2017 IETF Trust and the persons identified as the document authors. All rights reserved.

This document is subject to [BCP 78](#) and the IETF Trust's Legal Provisions Relating to IETF Documents (<http://trustee.ietf.org/license-info>) in effect on the date of publication of this document. Please review these documents carefully, as they describe your rights and restrictions with respect to this document. Code Components extracted from this document must include Simplified BSD License text as described in Section 4.e of the Trust Legal Provisions and are provided without warranty as described in the Simplified BSD License.

Table of Contents

1.	Introduction	2
2.	Terminology	3
3.	6LoRHE Generic Format	3
4.	Deadline-6LoRH Description	3
5.	Deadline-6LoRH Format	4
6.	Deadline-6LoRH in Three Network Scenarios	6
6.1.	Scenario 1: Endpoints in the same DODAG (N1) in non-storing mode.	7
6.2.	Scenario 2: Endpoints in Networks with Dissimilar L2 Technologies.	8
6.3.	Scenario 3: Packet transmission across different DODAGs (N1 to N2).	9
7.	IANA Considerations	10
8.	Security Considerations	10
9.	Acknowledgements	10
10.	References	10
10.1.	Normative References	10
10.2.	Informative References	11
	Authors' Addresses	12

[1.](#) Introduction

Low Power and Lossy Networks (LLNs) are likely to be employed for implementing real time industrial applications that require end-to-end delay guarantees [[I-D.grossman-detnet-use-cases](#)]. A Deterministic Network typically requires that data packets generated by the senders have to reach the receivers within strict time bounds. Intermediate nodes use the expiration time information to make appropriate packet forwarding and scheduling decisions to meet the time bounds.

The draft [[I-D.ietf-roll-routing-dispatch](#)] specifies the 6LoWPAN Routing Header (6LoRH), compression schemes for RPL routing (source routing) operation [[RFC6554](#)], header compression of RPL Packet Information [[RFC6553](#)], and IP-in-IP encapsulation. This document specifies a new Deadline-6LoRH type to the 6LoWPAN Dispatch Page 1, so that the expiration time of data packets can be included within the 6LoWPAN routing header. In addition, this specification specifies handling of the expiration time when packets traverse through time-synchronized networks operating in different timezones or distinct reference clocks.

2. Terminology

The key words "MUST", "MUST NOT", "REQUIRED", "SHALL", "SHALL NOT", "SHOULD", "SHOULD NOT", "RECOMMENDED", "NOT RECOMMENDED", "MAY", and "OPTIONAL" in this document are to be interpreted as described in [[RFC2119](#)].

3. 6LoRHE Generic Format

The generic header format of the 6LoRHE is specified in [[I-D.ietf-roll-routing-dispatch](#)]. Figure 1 describes the 6LoRHE generic format.

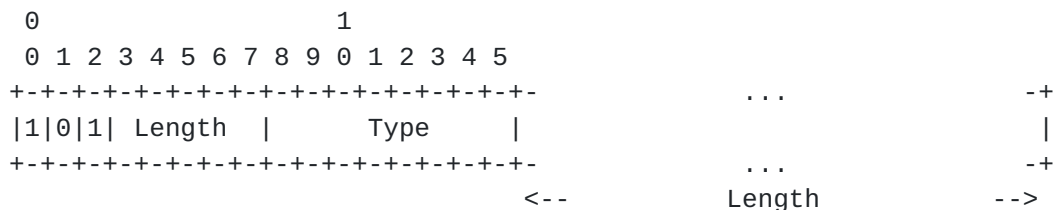


Figure 1: 6LoRHE format

1. Length: In Figure 1, Length of the 6LoRHE expressed in bytes, excluding the first 2 bytes. This enables a node to skip a 6LoRHE that it does not support and/or cannot parse, for instance if the Type is not recognized.
2. Type: Type of the 6LoRHE.
3. Length: variable

4. Deadline-6LoRH Description

The Deadline-6LoRH (see Figure 2) is an elective 6LoRH that provides a compressed form of expiration time for an IPv6 datagram. Along with the expiration timer, the header can include the packet

origination time, to enable a close estimate of the total delay incurred by a packet.

The packet expiration time field contains the value of the packet expiration time. The packet SHOULD be delivered to the Receiver before this time.

$$\text{packet_expiration_time} = \text{packet_origination_time} + \text{max_delay}$$

All nodes within the network SHOULD process the Deadline-6LoRH in order to support delay-sensitive deterministic applications. In this specification, the packet origination time is represented in microseconds. In the case of a time slotted synchronized network where a global time is maintained in the units of slot lengths of certain resolution, the origination time is converted from the current time into microseconds. A 6tisch minimal network [[I-D.vilajosana-6tisch-minimal](#)] is such a network, where the slot duration is typically 10msec, and the global time is given as ASN (Absolute Slot Number).

The delay experienced by packets in the network is a useful metric for network diagnostics and performance monitoring. To support this feature, the specification provides an optional packet Origination Time field as part of the header which is initialized by the sender using the current clock time of the outgoing network interface through which the packet is forwarded. Whenever the packets crosses over to a network using a different reference clock, the Origination Time field is updated to represent the same Origination Time but using the reference clock of the outgoing interface into the new network. This is the same as the current time when the packet is transmitted into the new network, minus the delay already experienced by the packet, say 't'. In effect, to the newly entered network, the packet will appear to have originated 't' time units earlier with respect to the reference clock of the new network.

$$\text{Origination Time in new network} = \text{current_time_in_new_network} - \text{delay_already_experienced_in_previous_network(s)}$$

5. Deadline-6LoRH Format

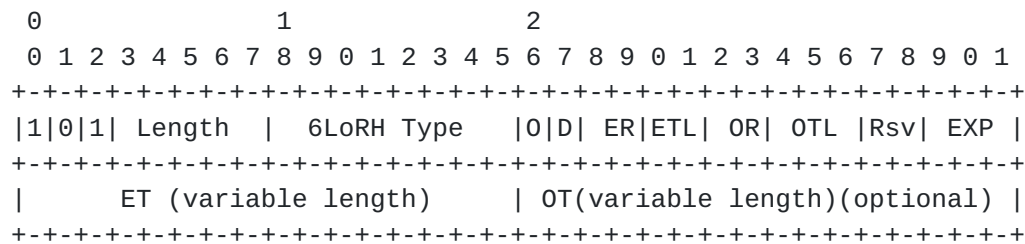


Figure 2: Deadline-6LoRH format

Length (5 bits): Length represents the total length of the Expiration Time type measured in octets.

6LoRH Type: TBD

0 flag (1bit): Indicates the presence of Origination Time field. '1' means the Origination Time is present, and '0' means it is absent.

D flag (1 bit): The 'D' flag, set by the Sender, indicates the action that needs to be taken when an 6LR detects expiration time is elapsed. If 'D' bit is 1, then the 6LR SHOULD drop the packet if the expiration time is elapsed. If 'D' bit is 0, then the 6LR MAY ignore the Expiration Time and forward it.

ER (2 bits) Indicates time units for packet expiration time field:

```
00 : Expiration time represented in microseconds
01 : Expiration time represented in milliseconds
10 : Expiration time represented in seconds
11 : User defined
```

ETL (3 bits): Length of Expiration Time field.

For example, if the expiration time is represented in microseconds ETL = 000 means the expiration time in the 6LoRHE is 1 octet (8 bits) long. Similarly, Length = 111 means the expiration time is 8 octets (64 bits) long.

OR (2 bits) : Indicates time units for Packet Origination Time:

```
00 : Expiration time represented in microseconds
01 : Expiration time represented in milliseconds
10 : Expiration time represented in seconds
11 : User defined
```

OTL (3 bits) : Length of Origination Time field.

Rsv (2 bits) : Reserved

EXP (3 bits) : Multiplication factor expressed as exponent of 2.

The value of the ET field is multiplied by 2 to this power, to get the actual expiration time in the units represented by ER. The default value of EXP is 000, so that the ET field is unaffected.

ET Value (0..64-bit) : Expiration Time value

OT Value (0..64-bit) : Origination Time value

Whenever the Sender initiates the IP datagram, it includes the Deadline-6LoRH along with other 6LoRH information.

Example: consider a 6TiSCH network with time-slot length of 10ms. Let the current ASN when the packet is originated be 200, and the maximum allowable delay (max_delay) for the packet delivery is 1 second from the packet origination, then:

$$\begin{aligned}\text{expiration_time} &= \text{packet_origination_time} + \text{max_delay} \\ &= 200 * 10\text{ms} + 1 \text{ second} \\ &= 3 * 10^6 \text{ microseconds}\end{aligned}$$

This expiration time requires 22 bits in the worst case, or 3 octets. Better compression can be achieved by using a combination of OR and EXP bit fields.

6. Deadline-6LoRH in Three Network Scenarios

In this section, Deadline-6LoRH operation is described for 3 network scenarios. Figure 3 depicts a constrained time-synchronized LLN that has two subnets N1 and N2, connected through LBRs [[I-D.ietf-6lo-backbone-router](#)] with different reference clock times T1 and T2.

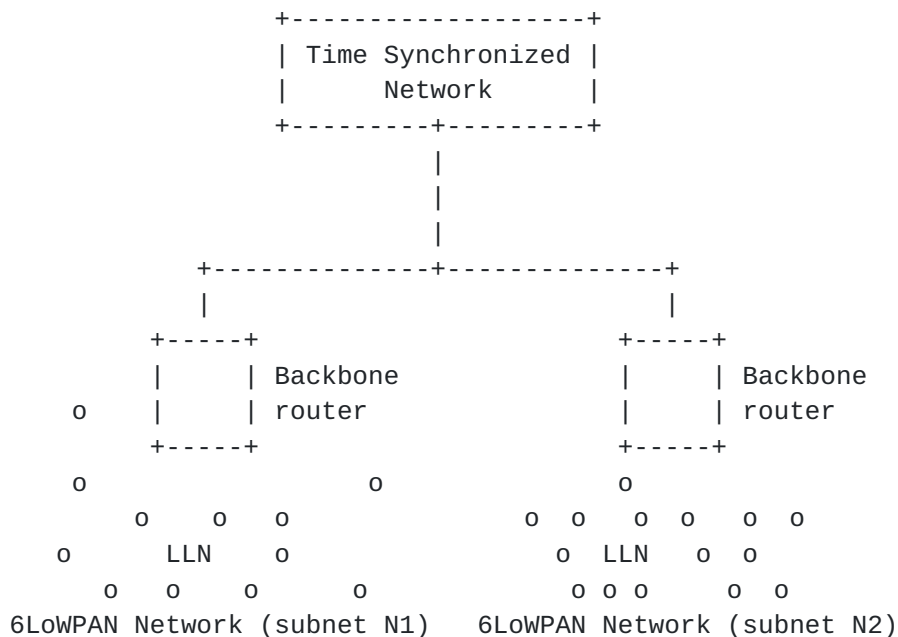


Figure 3: Intra-network Timezone Scenario

6.1. Scenario 1: Endpoints in the same DODAG (N1) in non-storing mode.

In scenario 1, shown in Figure 4, the Sender 'S' has an IP datagram to be routed to a Receiver 'R' within the same DODAG. For the route segment from Sender to 6LBR, the Sender includes a Deadline-6LoRH by encoding the expiration time contained in the inband-OAM header extension. Then 6LR begins hop-by-hop operation to forward the packet towards the 6LBR. Once 6LBR receives the IP datagram, it generates a IPv6-in-IPv6 encapsulated packet when sending the packet downwards to the Receiver [[I-D.ietf-roll-useofrplinfo](#)]. The 6LBR copies the Deadline-6LoRH from the Sender originated IP header to the outer IP header. The Deadline-6LoRH contained in the inner IP header is elided.

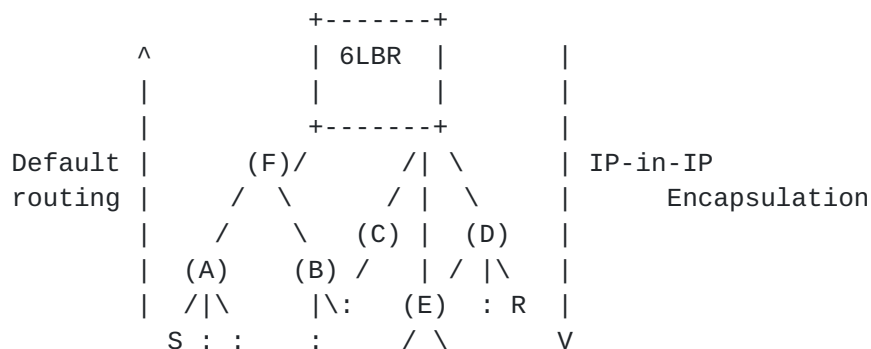


Figure 4: End points within same DODAG(subnet N1)

At the tunnel endpoint of IPv6-in-IPv6 encapsulation, the Deadline-6LoRH is copied back from the outer header to inner header, and the inner IP packet is delivered to 'R'.

6.2. Scenario 2: Endpoints in Networks with Dissimilar L2 Technologies.

In scenario 2, shown in Figure 5, the Sender 'S' (belonging to DODAG 1) has IP datagram to be routed to a Receiver 'R' over a time-synchronized IPv6 network. For the route segment from 'S' to 6LBR, 'S' includes a Deadline-6LoRH. Subsequently, 6LR will perform hop-by-hop operation to forward the packet towards the 6LBR. Once the IP datagram reaches 6LBR of DODAG1, it encodes the expiration time (and, if available, the origination time) into the In-band OAM header extension, [[I-D.brockners-inband-oam-data](#)] and passes the datagram to the IPv6 layer for further routing.

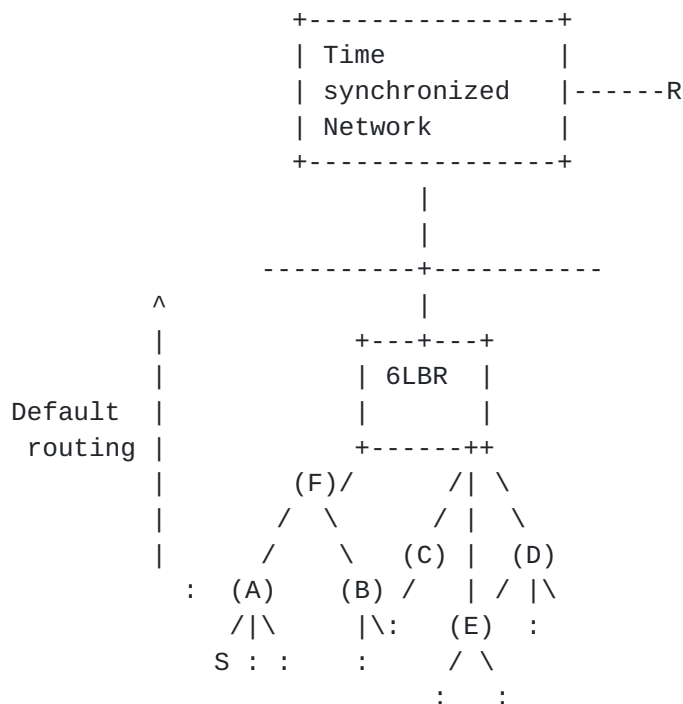


Figure 5: Packet transmission in Dissimilar L2 Technologies or Internet

The IP datagram is routed to another time synchronized deterministic network following its own distinct reference clock, so the expiration time in In-band OAM has to be updated according to the measurement of the current time in the new network.

Consider the scenario depicted in Figure 6, in which the Sender 'S' (belonging to DODAG 1) has an IP datagram to be sent to Receiver 'R' belonging to another DODAG (DODAG 2). The operation of this scenario can be decomposed into combination of case 1 and case 2 scenarios. For the route segment from 'S' to 6LBR, 'S' includes the Deadline-6LoRH. Subsequently, each 6LR will perform hop-by-hop operation to forward the packet towards the 6LBR. Once the IP datagram reaches 6LBR1 of DODAG1, it applies the same rule as described in Case 2 while routing the packet to LBR2 over a (likely) time synchronized wired backhaul. The wired side of LBR2 can be mapped to receiver of Case 2. Once the packet reaches LBR2, it updates the Deadline-6LoRH by adding the current time of DODAG2. Further, it generates an IPv6-in-IPv6 encapsulated packet when sending the packet downstream to the Receiver [[I-D.ietf-roll-useofrplinfo](#)].


$$= ((\text{packet_origination_time} + \text{max_delay}) - \text{current_time})$$

= (200*10 ms + 1 second) - 2.5 seconds
 = 0.5 second
 = 5 * 10⁵ microseconds.

The remaining time is encoded in In-Band OAM (see Case 2) and forwarded to LBR2 over a different L2-interface, typically wired. Once the packet reaches LBR2, the expiration time in Deadline-6LoRH is adjusted by adding or subtracting the difference between the reference clocks of the two networks, before forwarding the packet to its connected 6TiSCH network.

7. IANA Considerations

This document defines a new 6LoWPAN Timestamp Header Type, and assigns a value (TBD) from the 6LoWPAN Dispatch Page1 number space.

6LoRH Type	Value
+-----+-----+	+-----+
Deadline-6LoRH	TBD
+-----+-----+	+-----+

Figure 7: Deadline-6LoRH type

8. Security Considerations

The security considerations of [\[RFC4944\]](#), [\[RFC6282\]](#) and [\[RFC6553\]](#) apply. Using a compressed format as opposed to the full in-line format is logically equivalent and does not create an opening for a new threat when compared to [\[RFC6550\]](#), [\[RFC6553\]](#) and [\[RFC6554\]](#).

9. Acknowledgements

The authors thank Pascal Thubert for suggesting the idea and encouraging the work. Thanks to Shwetha Bhandari's suggestions which were instrumental in extending the timing information to heterogeneous networks. The authors acknowledge the 6TiSCH WG members for their inputs on the mailing list. Special thanks to Jerry Daniel, Shalu Rajendran, Seema Kumar, Avinash Mohan and Anita Varghese for their support and valuable feedback.

10. References

10.1. Normative References

[I-D.ietf-roll-routing-dispatch]
 Thubert, P., Bormann, C., Toutain, L., and R. Cragie,
 "6LoWPAN Routing Header", [draft-ietf-roll-routing-dispatch-05](#) (work in progress), October 2016.

- [RFC2119] Bradner, S., "Key words for use in RFCs to Indicate Requirement Levels", [BCP 14](#), [RFC 2119](#), DOI 10.17487/RFC2119, March 1997, <<http://www.rfc-editor.org/info/rfc2119>>.
- [RFC4944] Montenegro, G., Kushalnagar, N., Hui, J., and D. Culler, "Transmission of IPv6 Packets over IEEE 802.15.4 Networks", [RFC 4944](#), DOI 10.17487/RFC4944, September 2007, <<http://www.rfc-editor.org/info/rfc4944>>.
- [RFC6282] Hui, J., Ed. and P. Thubert, "Compression Format for IPv6 Datagrams over IEEE 802.15.4-Based Networks", [RFC 6282](#), DOI 10.17487/RFC6282, September 2011, <<http://www.rfc-editor.org/info/rfc6282>>.
- [RFC6550] Winter, T., Ed., Thubert, P., Ed., Brandt, A., Hui, J., Kelsey, R., Levis, P., Pister, K., Struik, R., Vasseur, JP., and R. Alexander, "RPL: IPv6 Routing Protocol for Low-Power and Lossy Networks", [RFC 6550](#), DOI 10.17487/RFC6550, March 2012, <<http://www.rfc-editor.org/info/rfc6550>>.
- [RFC6553] Hui, J. and JP. Vasseur, "The Routing Protocol for Low-Power and Lossy Networks (RPL) Option for Carrying RPL Information in Data-Plane Datagrams", [RFC 6553](#), DOI 10.17487/RFC6553, March 2012, <<http://www.rfc-editor.org/info/rfc6553>>.
- [RFC6554] Hui, J., Vasseur, JP., Culler, D., and V. Manral, "An IPv6 Routing Header for Source Routes with the Routing Protocol for Low-Power and Lossy Networks (RPL)", [RFC 6554](#), DOI 10.17487/RFC6554, March 2012, <<http://www.rfc-editor.org/info/rfc6554>>.

10.2. Informative References

- [I-D.brockners-inband-oam-data]
Brockners, F., Bhandari, S., Pignataro, C., Gredler, H., Leddy, J., Youell, S., Mizrahi, T., Mozes, D., Lapukhov, P., and R. <>, "Data Formats for In-situ OAM", [draft-brockners-inband-oam-data-02](#) (work in progress), October 2016.
- [I-D.grossman-detnet-use-cases]
Grossman, E., Gunther, C., Thubert, P., Wetterwald, P., Raymond, J., Korhonen, J., Kaneko, Y., Das, S., and Y. Zha, "Deterministic Networking Use Cases", [draft-grossman-detnet-use-cases-01](#) (work in progress), November 2015.

[I-D.ietf-6lo-backbone-router]

Thubert, P., "IPv6 Backbone Router", [draft-ietf-6lo-backbone-router-03](#) (work in progress), January 2017.

[I-D.ietf-roll-useofrplinfo]

Robles, I., Richardson, M., and P. Thubert, "When to use [RFC 6553](#), 6554 and IPv6-in-IPv6", [draft-ietf-roll-useofrplinfo-11](#) (work in progress), March 2017.

[I-D.vilajosana-6tisch-minimal]

Vilajosana, X. and K. Pister, "Minimal 6TiSCH Configuration", [draft-vilajosana-6tisch-minimal-00](#) (work in progress), October 2013.

Authors' Addresses

Lijo Thomas
C-DAC
Trivandrum 695033
India

Email: lijo@cdac.in

P.M. Akshay
Indian Institute of Science
Bangalore 560012
India

Email: akshaypm@ece.iisc.ernet.in

Satish Anamalamudi
Huaiyin Institute of Technology
No.89 North Beijing Road, Qinghe District
Huaian
China

Email: satishnaidu80@gmail.com

S.V.R Anand
Indian Institute of Science
Bangalore 560012
India

Email: anand@ece.iisc.ernet.in

Malati Hegde
Indian Institute of Science
Bangalore 560012
India

Email: malati@ece.iisc.ernet.in

Charles E. Perkins
Futurewei
2330 Central Expressway
Santa Clara 95050
Unites States

Email: charliep@computer.org

