

Network Working Group
Internet-Draft
Expires: March 18, 2006

F. Maino
Cisco Systems
D. Black
EMC Corporation
September 14, 2005

**Use of IKEv2 in The Fibre Channel Security Association Management
Protocol
draft-maino-fcsp-02.txt**

Status of this Memo

By submitting this Internet-Draft, each author represents that any applicable patent or other IPR claims of which he or she is aware have been or will be disclosed, and any of which he or she becomes aware will be disclosed, in accordance with [Section 6 of BCP 79](#).

Internet-Drafts are working documents of the Internet Engineering Task Force (IETF), its areas, and its working groups. Note that other groups may also distribute working documents as Internet-Drafts.

Internet-Drafts are draft documents valid for a maximum of six months and may be updated, replaced, or obsoleted by other documents at any time. It is inappropriate to use Internet-Drafts as reference material or to cite them other than as "work in progress."

The list of current Internet-Drafts can be accessed at <http://www.ietf.org/ietf/1id-abstracts.txt>.

The list of Internet-Draft Shadow Directories can be accessed at <http://www.ietf.org/shadow.html>.

This Internet-Draft will expire on March 18, 2006.

Copyright Notice

Copyright (C) The Internet Society (2005).

Abstract

This document describes the use of IKEv2 to negotiate security protocols and transforms for Fibre Channel as part of the Fibre Channel Security Association Management Protocol. This usage requires that IKEv2 be extended with Fibre-Channel-specific security protocols, transforms and name types. This document specifies these IKEv2 extensions and allocates identifiers for them. Using new IKEv2

identifiers for Fibre Channel security protocols avoids any possible confusion between IKEv2 negotiation for IP networks and IKEv2 negotiation for Fibre Channel.

Table of Contents

1.	Requirements notation	3
2.	Introduction	4
3.	Overview	5
4.	Fibre Channel Security Protocols	6
4.1.	ESP_Header Protocol	7
4.2.	CT_Authentication Protocol	8
5.	The FC SA Management Protocol	10
5.1.	Fibre Channel Name Identifier	10
5.2.	ESP_Header and CT_Authentication Protocol ID	10
5.3.	CT_Authentication Protocol Transform Identifiers	11
5.4.	Fibre Channel Traffic Selectors	11
5.5.	Negotiating Security Associations for FC and IP	13
6.	Security Considerations	14
7.	IANA Considerations	15
8.	References	16
8.1.	Informative References	16
8.2.	References	16
	Authors' Addresses	18
	Intellectual Property and Copyright Statements	19

1. Requirements notation

The key words "MUST", "MUST NOT", "REQUIRED", "SHALL", "SHALL NOT", "SHOULD", "SHOULD NOT", "RECOMMENDED", "MAY", and "OPTIONAL" in this document are to be interpreted as described in [[RFC2119](#)].

2. Introduction

Fibre Channel (FC) is a gigabit speed network technology primarily used for Storage Networking. Fibre Channel is standardized in the T11 [[T11](#)] Technical Committee of the InterNational Committee for Information Technology Standards (INCITS), an American National Standard Institute (ANSI) accredited standards committee.

FC-SP (Fibre Channel Security Protocols) is a working group of the T11 Technical Committee that is developing the "Fibre Channel Security Protocols" standard [[FC-SP](#)], a security architecture for Fibre Channel networks.

The FC-SP standard defines a set of protocols for fibre channel networks that provides:

1. device to device (hosts, disks, switches) authentication;
2. management and establishment of secrets and security associations;
3. data origin authentication, integrity, anti-replay protection, confidentiality;
4. security policies distribution.

Within this framework a fibre channel device can verify the identity of another fibre channel device, establish a shared secret that will be used to negotiate security associations for security protocols applied to fibre channel frames and information unit. The same framework allows for distributions within a fibre channel fabric of policies that will be enforced by the fabric.

FC-SP is adapting the IKEv2 protocol [[I-D.ietf-ipsec-ikev2-17](#)] to provide authentication of Fibre Channel entities and setup of security associations.

3. Overview

Fibre Channel defines two security protocols that provide security services for different portions of Fibre Channel traffic: ESP_Header is defined in [\[FC-FS\]](#), while CT_Authentication is defined in [\[FC-GS\]](#).

The ESP_Header protocol is a transform applied to FC-2 fibre channel frames, and is based on the IP Encapsulation Security Payload [\[RFC2406\]](#), to provide origin authentication, integrity, anti-replay protection and optionally confidentiality to generic fibre channel frames. The CT_Authentication protocol is a transform that provides the same set of security services, but is applied to Common Transport Information Units, a protocol used for control information. The separation of Fibre Channel data traffic from control traffic results in only one protocol (either ESP_Header or CT_Authentication) being applicable to any FC Security Association.

Security associations for the ESP_Header and CT_Authentication protocols between two fibre channel entities (hosts, disks, or switches) are negotiated by the Fibre Channel Security Association Management Protocol, a generic protocol based on IKEv2 [\[I-D.ietf-ipsec-ikev2-17\]](#).

Since IP is transported over Fibre Channel [\[RFC2625\]](#) and Fibre Channel/SCSI are transported over IP [\[RFC3643\]](#), [\[RFC3821\]](#) there is the potential for confusion when IKEv2 is used for both IP and FC traffic. This document specifies identifiers for IKEv2 over FC in a fashion that ensures that any mistaken usage of IKEv2/FC over IP will result in a negotiation failure due to absence of an acceptable proposal (and likewise for IKEv2/IP over FC). This document gives an overview of the security architecture defined by the FC-SP standard, including the security protocols used to protect frames and to negotiate SAs, and specifies the entities for which new identifiers are to be assigned.

4. Fibre Channel Security Protocols

The Fibre Channel protocol is described in [[FC-FS](#)] as a network architecture organized in 5 levels. The FC-2 level defines the FC frame format (shown in Figure 1), the transport services, and control functions required for information transfer.

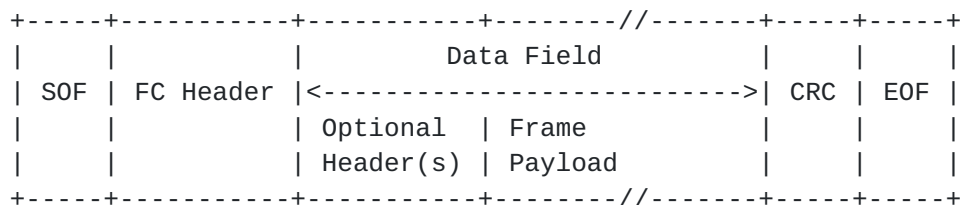


Figure 1: Fibre Channel Frame Format

Fibre Channel Generic Services share a Common Transport (CT) at the FC-4 level defined in [[FC-GS](#)]. The CT provides access to a Service (e.g. Directory Service) with a set of service parameters that facilitates the usage of Fibre Channel constructs.

A Common Transport IU (CT_IU) is the common Fibre Channel Sequence used to transfer all information between a Client and a Server. The first part of the CT_IU, shown in Figure 2, contains a preamble with information common to all CT_IUs. An optional Extended CT_IU Preamble carries the CT_Authentication protocol that provides authentication and optionally confidentiality to CT_IUs. The CT_IU is completed by an optional Vendor Specific Preamble, and by additional information as defined by the preamble.

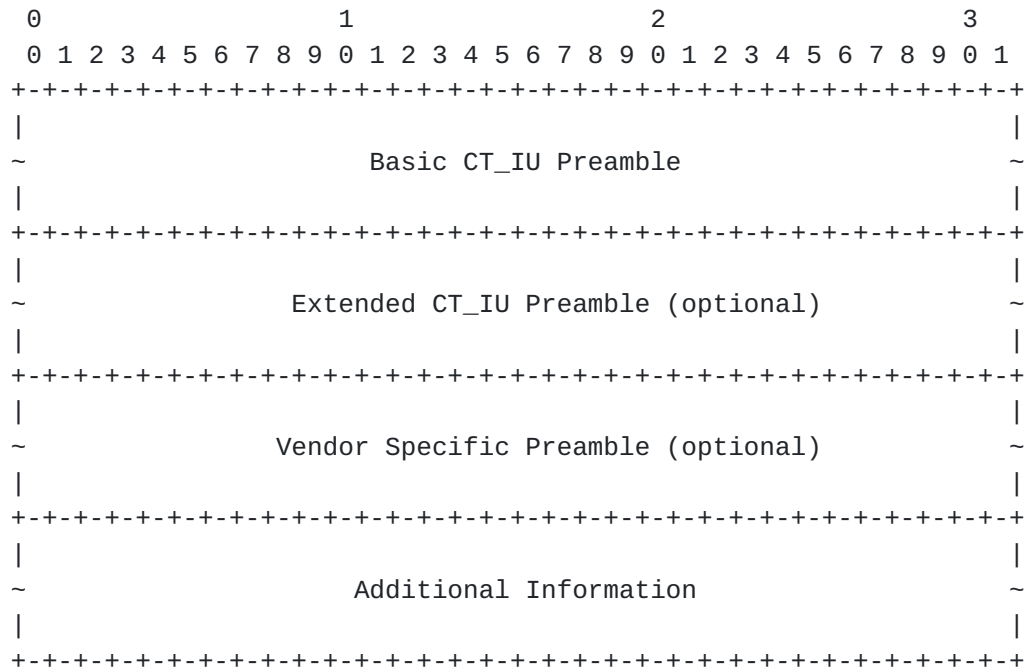


Figure 2: CT_IU

Two security protocols are defined for Fibre Channel: the ESP_Header protocol that protects the FC-2 level, and the CT_Authentication protocol that protects the Common Transport at the FC-4 level.

Security Association for the ESP_Header and CT_Authentication protocols are negotiated by the Fibre Channel Security Association Management Protocol.

4.1. ESP_Header Protocol

ESP_header is a security protocol for FC-2 Fibre Channel frames that provides origin authentication, integrity, anti-replay protection, and confidentiality. ESP_Header is carried as the first optional header in the FC-2 frame, and its presence is signaled by a flag in the DF_CTL field of the FC-2 header.

Figure 3 shows the format of an FC-2 frame encapsulated with an ESP_Header. The encapsulation format is equivalent to the IP Encapsulating Security Payload [[RFC2406](#)], but the scope of the authentication covers the entire FC-2 header. The Destination and Source fibre channel addresses (D_ID and S_ID) and the CS_CTL/ Priority field are normalized before computation of the Integrity Check value to allow for address translation.

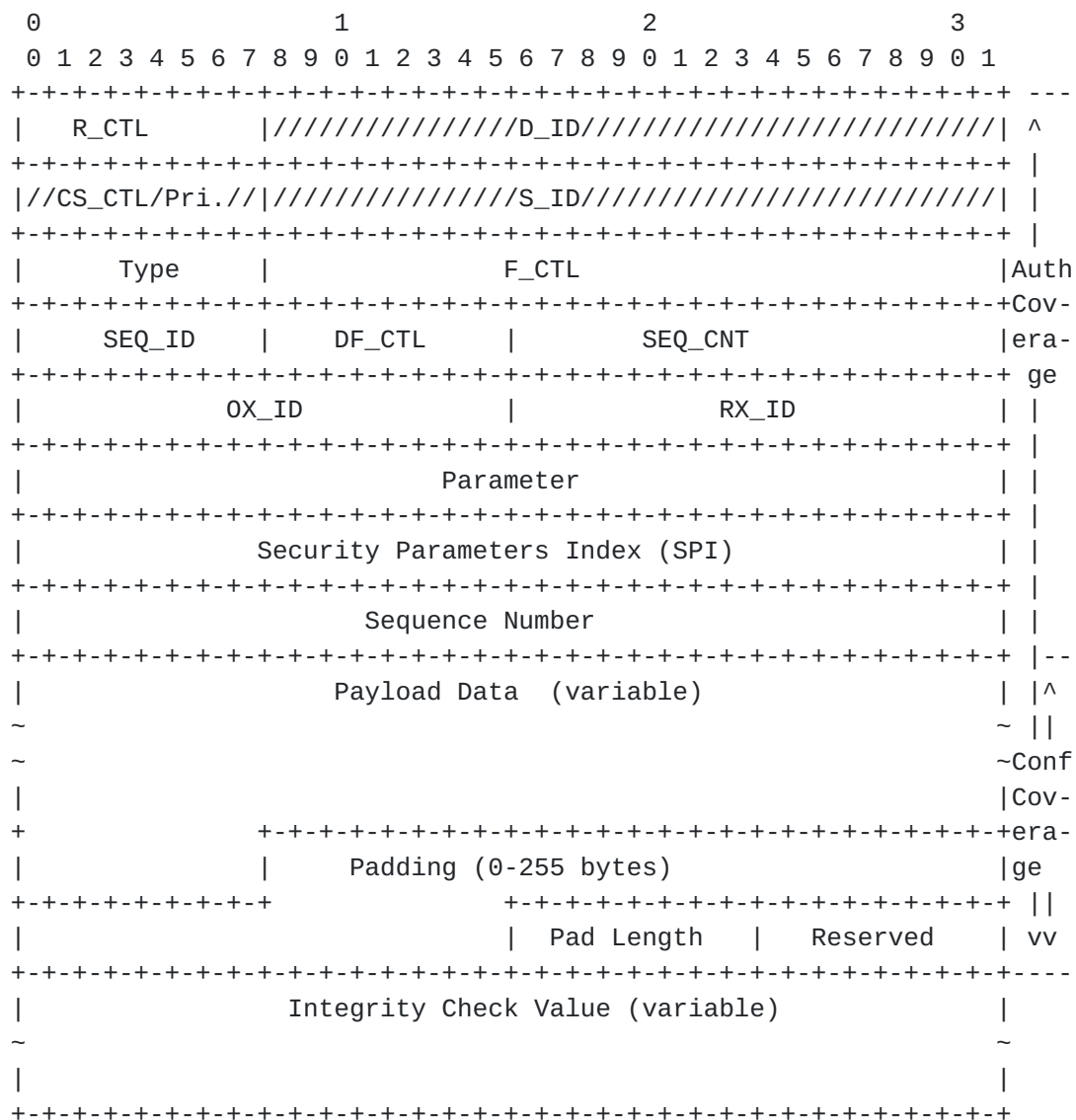


Figure 3: ESP_Header Encapsulation

All the security transforms that are defined for the IP Encapsulating Security Payload, such as AES-CBC [[RFC3602](#)], can be applied to the ESP_Header protocol.

4.2. CT_Authentication Protocol

CT_Authentication is a security protocol for Common Transport FC-4 Information Units that provides origin authentication, integrity, anti-replay protection. The CT_Authentication protocol is carried in the optional extended CT_IU preamble

The extended CT_IU preamble, shown in Figure 4, includes an Authentication Security Association Identifier (SAID), a transaction

ID, the N_port name of the requesting node, a Time Stamp used to prevent replay attacks, and an Authentication Hash Block.

The scope of the Authentication Hash Block Covers all data words of the CT_IU, with the exception of the frame_header, the IN_ID field in the basic CT_IU preamble, the Authentication Hash Block itself, and the frame CRC field.

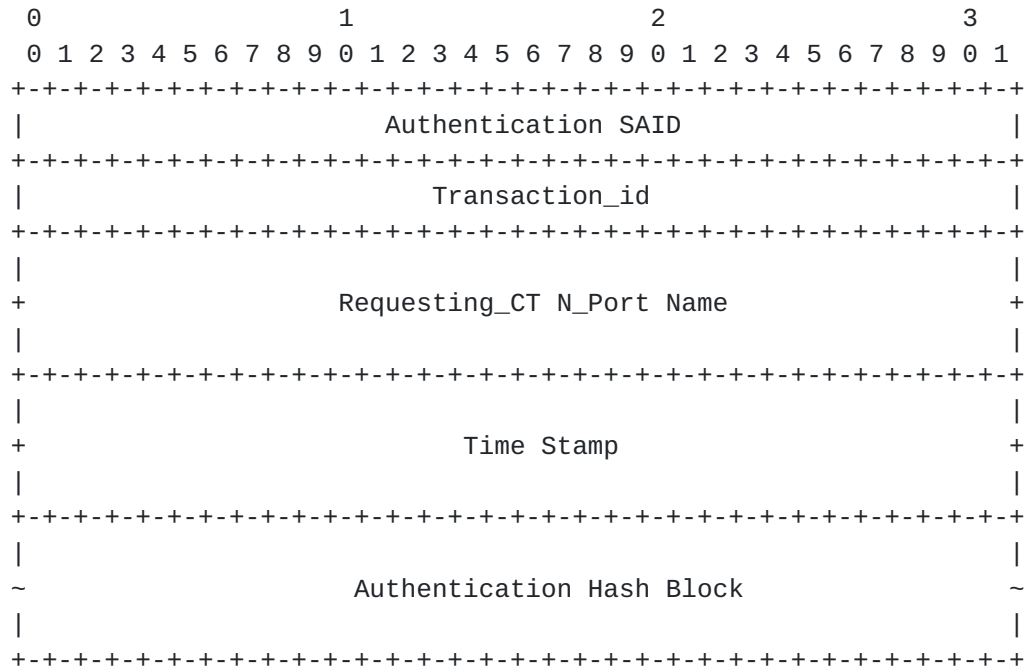


Figure 4: Extended CT_IU Preamble

The Authentication Hash Block is computed as an HMAC keyed hashing, as defined in [RFC2104], of the CT_IU. The entire output of the HMAC computation is included in the Authentication Hash Block, without any truncation. Two transforms are defined: HMAC-SHA1-160 based on the cryptographic hash function SHA1[NIST.180-1.1995], and HMAC-MD5-128 based on the cryptographic hash function MD5 [RFC1321].

5. The FC SA Management Protocol

Fibre Channel entities negotiate security associations for the protocols described above using the Fibre Channel Security Association Management protocol, as defined in [FC-SP]. The protocol is a modified subset of the IKEv2 protocol [I-D.ietf-ipsec-ikev2-17] that performs the same core operations, and uses the Fibre Channel AUTH protocol to transport IKEv2 messages.

The protocol supports only the basic features of IKEv2: initial exchange to create an IKE SA and the first child SA, the CREATE_CHILD_SA exchange to negotiate additional SAs, and the INFORMATIONAL exchange including notification, delete and vendor ID payloads. IKEv2 features that are not supported for Fibre Channels include: negotiation of multiple protocols within the same proposal, capability to handle multiple outstanding requests, cookies, configuration payload, and the Extended Authentication Protocol (EAP) payload.

The following subsections describe the additional IANA assigned values required by the Fibre Channel Security Association Management protocol, as defined in [FC-SP]. All the values are to be allocated from the new registries created for the IKEv2 protocol [I-D.ietf-ipsec-ikev2-17].

5.1. Fibre Channel Name Identifier

Fibre Channels entities that negotiate security associations are identified by an 8-byte Name. Support for this name format has been added to the IKEv2 Identification Payload, introducing a new ID type beyond the ones already defined in [section 3.5](#) of [I-D.ietf-ipsec-ikev2-17]. This ID Type MUST be supported by any implementation of the Fibre Channel Security Association Management Protocol.

The FC_Name_Identifier is then defined as a single eight (8) octets Fibre Channel Name:

ID Type	value
-----	-----
ID_FC_NAME	To be assigned by IANA

5.2. ESP_Header and CT_Authentication Protocol ID

Security protocols negotiated by IKEv2 are identified by the Protocol ID field contained in the proposal substructure of a Security Association Payload, as defined in [section 3.3.1](#) of [I-D.ietf-ipsec-ikev2-17].

The following protocol ID have been defined to identify the Fibre Channel ESP_Header and the CT_Authentication security protocols:

Protocol ID	value
-----	-----
FC_ESP_HEADER	To be assigned by IANA
FC_CT_AUTHENTICATION	To be assigned by IANA

The existing IKEv2 value for ESP (3) is deliberately not reused to avoid any possibility of confusion between IKEv2 proposals for IP security associations and IKEv2 proposals for FC security associations.

The number and type of transforms that accompany an SA payload are dependent on the protocol in the SA itself. An SA payload proposing the establishment of a Fibre Channel SA has the following mandatory and optional transform types.

Protocol	Mandatory Types	Optional Types
-----	-----	-----
FC_ESP_HEADER	Encryption	Integrity, DH Groups
FC_CT_AUTHENTICATION	Integrity	Encryption, DH Groups

5.3. CT_Authentication Protocol Transform Identifiers

The CT_Authentication transform ID defined for Transform Type 3 (Integrity Algorithm), are:

Name	Number	Defined in
----	-----	-----
AUTH_HMAC_MD5_128	To be assigned by IANA	FC-SP
AUTH_HMAC_SHA1_160	To be assigned by IANA	FC-SP

These transforms differ from the corresponding _96 transforms used in IPsec solely in the omission of the truncation of the HMAC output to 96 bits; instead the entire output (128 bits for MD5, 160 bits for SHA-1) is transmitted. MD5 support is required due to existing usage of MD5 in CT_Authentication; SHA-1 is RECOMMENDED in all new implementations.

5.4. Fibre Channel Traffic Selectors

Fibre Channel Traffic Selectors allow peers to identify packet flows for processing by Fibre Channel security services. A new Traffic Selector Type has been added to the IKEv2 Traffic Selector Types

Registry defined in section 3.13.1 of [[I-D.ietf-ipsec-ikev2-17](#)]. This Traffic Selector Type MUST be supported by any implementation of the Fibre Channel Security Association Management Protocol.

Fibre Channel traffic selectors are defined in [[FC-SP](#)] as a list of FC address and protocol ranges, as shown in Figure 9.

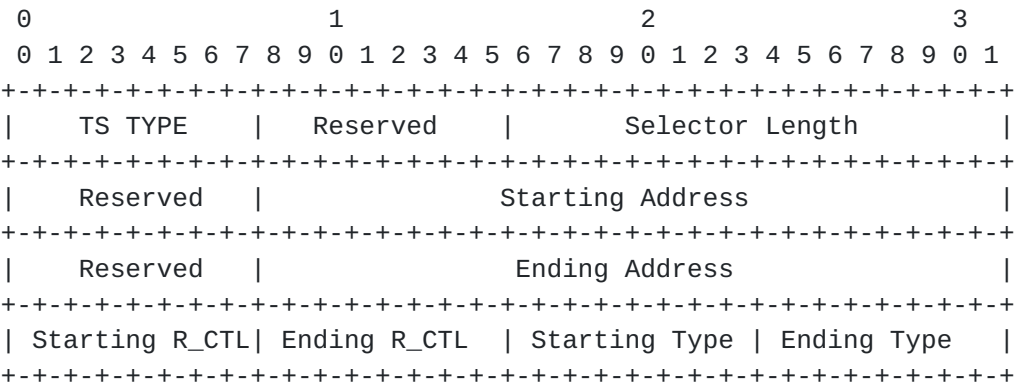


Figure 9: Fibre Channel Traffic Selector

The following table lists the assigned value for the Fibre Channel Traffic Selector Type field:

TS Type	value
-----	-----
TS_FC_ADDR_RANGE	To be assigned by IANA

The Starting and Ending Address fields are 24 bit addresses assigned to Fibre Channel names as part of initializing Fibre Channel communications (e.g., for a switched Fibre Channel Fabric, end nodes acquire these identifiers from Fabric Login, FLOGI).

The Starting and Ending R_CTL fields are the 8-bit Routing Control identifiers that define the category and in some cases the function of the FC frame; see [[FC-FS](#)] for details.

The separation of Fibre Channel data traffic from control traffic results in only one protocol (either ESP_Header or CT_Authentication) being applicable to any FC Security Association. When the Fibre Channel Traffic Selector is defined for the ESP_Header protocol, the Starting Type and Ending Type fields identify the range of FC-2 protocols to be selected. When the Fibre Channel Traffic Selector is defined for the CT_Authentication protocol, the FC-2 Type is implicitly set to the value '20h' that identifies CT_Authentication information units, and the Starting Type and Ending Type fields identify the range of Generic Service subtypes (GS_Subtype) to be

selected. See [[FC-FS](#)] and [[FC-GS](#)] for details.

5.5. Negotiating Security Associations for FC and IP

The ESP_header and CT_Authentication protocols are Fibre-Channel-specific security protocols that applies to Fibre Channel frames only. The values identifying security protocols, transforms, selectors and name types defined in this document MUST NOT be used during IKEv2 negotiation for IPsec protocols.

6. Security Considerations

The security considerations in IKEv2 [[I-D.ietf-ipsec-ikev2-17](#)] apply with the exception of those related to NAT traversal, EAP, and IP fragmentation. NAT traversal and EAP, in fact, are not supported by the Fibre Channel Security Association Management Protocol (based on IKEv2), and IP fragmentation cannot occur because IP is not used to carry the Fibre Channel Security Association Management Protocol messages.

Fibre Channel Security Association Management Protocol messages are mapped over Fibre Channel Sequences. A Sequence is able to carry up to 4 GB of data, then there are no theoretical limitations to the size of IKEv2 messages. However, some Fibre Channel end point implementations have limited sequencing capabilities for the particular frames used to map IKEv2 messages over Fibre Channel. To address these limitations the Fibre Channel Security Association Management Protocol supports fragmentation of IKEv2 messages (see section 5.9 of [[FC-SP](#)]). In those cases where the IKEv2 messages are long enough to trigger fragmentation it is possible that attackers could prevent the IKEv2 exchange from completing by exhausting the reassembly buffers. The chances of this can be minimized by using the Hash and URL encodings instead of sending certificates (see section 3.6 of [[I-D.ietf-ipsec-ikev2-17](#)]).

7. IANA Considerations

The standards action of this document establishes the following values to be allocated by IANA in the registries created for the [\[I-D.ietf-ipsec-ikev2-17\]](#).

Allocate the following value for the IKEv2 Identification Payload ID Types Registry (section 3.5 of [\[I-D.ietf-ipsec-ikev2-17\]](#)):

ID Type	value
-----	-----
ID_FC_NAME	To be assigned by IANA

Allocate the following values for the IKEv2 Security Protocol Identifiers Registry (section 3.3.1 of [\[I-D.ietf-ipsec-ikev2-17\]](#)):

Protocol ID	value
-----	-----
FC_ESP_HEADER	To be assigned by IANA
FC_CT_AUTHENTICATION	To be assigned by IANA

Allocate the following values for Transform Type 3 (Integrity Algorithm) for the IKEv2 Integrity Algorithm Transform IDs Registry (section 3.3.2 of [\[I-D.ietf-ipsec-ikev2-17\]](#)):

Name	Number
----	-----
AUTH_HMAC_MD5_128	To be assigned by IANA
AUTH_HMAC_SHA1_160	To be assigned by IANA

Allocate the following value for the IKEv2 Traffic Selector Types Registry (section 3.13.1 of [\[I-D.ietf-ipsec-ikev2-17\]](#)):

TS Type	value
-----	-----
TS_FC_ADDR_RANGE	To be assigned by IANA

8. References

8.1. Informative References

- [FC-FS] INCITS Technical Committee T11, "ANSI INCITS 373-2003, "Fibre Channel - Framing and Signaling (FC-FS)".
- [FC-GS] INCITS Technical Committee T11, "ANSI INCITS xxx-200x, "Fibre Channel - Generic Services (FC-GS)".
- [FC-SP] INCITS Technical Committee T11, "ANSI INCITS xxx-200x, "Fibre Channel - Security Protocols (FC-SP)".
- [T11] INCITS Technical Committee T11, "Home Page of the INCITS Technical Committee T11".

8.2. References

- [I-D.ietf-ipsec-ikev2-17]
Kaufman, C., "Internet Key Exchange (IKEv2) Protocol",
[draft-ietf-ipsec-ikev2-17](#) (work in progress),
September 2004.
- [NIST.180-1.1995]
National Institute of Standards and Technology, "Secure Hash Standard", NIST 180-1, April 1995.
- [RFC1321] Rivest, R., "The MD5 Message-Digest Algorithm", [RFC 1321](#), April 1992.
- [RFC2104] Krawczyk, H., Bellare, M., and R. Canetti, "HMAC: Keyed-Hashing for Message Authentication", [RFC 2104](#), February 1997.
- [RFC2119] Bradner, S., "Key words for use in RFCs to Indicate Requirement Levels", [BCP 14](#), [RFC 2119](#), March 1997.
- [RFC2406] Kent, S. and R. Atkinson, "IP Encapsulating Security Payload (ESP)", [RFC 2406](#), November 1998.
- [RFC2625] Rajagopal, M., Bhagwat, R., and W. Rickard, "IP and ARP over Fibre Channel", [RFC 2625](#), June 1999.
- [RFC3602] Frankel, S., Glenn, R., and S. Kelly, "The AES-CBC Cipher Algorithm and Its Use with IPsec", [RFC 3602](#), September 2003.
- [RFC3643] Weber, R., Rajagopal, M., Travostino, F., O'Donnell, M.,

Monia, C., and M. Merhar, "Fibre Channel (FC) Frame Encapsulation", [RFC 3643](#), December 2003.

[RFC3821] Rajagopal, M., E. Rodriguez, E., and R. Weber, "Fibre Channel Over TCP/IP (FCIP)", [RFC 3602](#), July 2004.

Authors' Addresses

Fabio Maino
Cisco Systems
375 East Tasman Drive
San Jose, CA 95134
US

Phone: +1 408 853 7530
Email: fmaino@cisco.com
URI: <http://www.cisco.com/>

David Black
EMC Corporation
176 South Street
Hopkinton, MA 01748
US

Phone: +1 508 293-7953
Email: black_david@emc.com
URI: <http://www.emc.com/>

Intellectual Property Statement

The IETF takes no position regarding the validity or scope of any Intellectual Property Rights or other rights that might be claimed to pertain to the implementation or use of the technology described in this document or the extent to which any license under such rights might or might not be available; nor does it represent that it has made any independent effort to identify any such rights. Information on the procedures with respect to rights in RFC documents can be found in [BCP 78](#) and [BCP 79](#).

Copies of IPR disclosures made to the IETF Secretariat and any assurances of licenses to be made available, or the result of an attempt made to obtain a general license or permission for the use of such proprietary rights by implementers or users of this specification can be obtained from the IETF on-line IPR repository at <http://www.ietf.org/ipr>.

The IETF invites any interested party to bring to its attention any copyrights, patents or patent applications, or other proprietary rights that may cover technology that may be required to implement this standard. Please address the information to the IETF at ietf-ipr@ietf.org.

Disclaimer of Validity

This document and the information contained herein are provided on an "AS IS" basis and THE CONTRIBUTOR, THE ORGANIZATION HE/SHE REPRESENTS OR IS SPONSORED BY (IF ANY), THE INTERNET SOCIETY AND THE INTERNET ENGINEERING TASK FORCE DISCLAIM ALL WARRANTIES, EXPRESS OR IMPLIED, INCLUDING BUT NOT LIMITED TO ANY WARRANTY THAT THE USE OF THE INFORMATION HEREIN WILL NOT INFRINGE ANY RIGHTS OR ANY IMPLIED WARRANTIES OF MERCHANTABILITY OR FITNESS FOR A PARTICULAR PURPOSE.

Copyright Statement

Copyright (C) The Internet Society (2005). This document is subject to the rights, licenses and restrictions contained in [BCP 78](#), and except as set forth therein, the authors retain all their rights.

Acknowledgment

Funding for the RFC Editor function is currently provided by the Internet Society.

