

Workgroup: Network Working Group

Internet-Draft: draft-matsuhira-m46e-pt-13

Published: 5 October 2022

Intended Status: Informational

Expires: 8 April 2023

Authors: N. Matsuhira

WIDE Project

Multiple IPv4 - IPv6 address mapping encapsulation - prefix translator (M46E-PT)

Abstract

This document specifies Multiple IPv4 - IPv6 mapping encapsulation - Prefix Translator (M46E-PT) specification. M46E-PT expand IPv4 network plane by connecting M46E-FP domain and M46E-PR domain. M46E-PT translate prefix part of M46E-FP address and M46E-PR address both are IPv6 address. M46E-PT does not translate IPv4 packet which is encapsulated, so transparency of IPv4 packet is not broken.

Requirements Language

The key words "MUST", "MUST NOT", "REQUIRED", "SHALL", "SHALL NOT", "SHOULD", "SHOULD NOT", "RECOMMENDED", "MAY", and "OPTIONAL" in this document are to be interpreted as described in [RFC 2119](#) [[RFC2119](#)].

Status of This Memo

This Internet-Draft is submitted in full conformance with the provisions of BCP 78 and BCP 79.

Internet-Drafts are working documents of the Internet Engineering Task Force (IETF). Note that other groups may also distribute working documents as Internet-Drafts. The list of current Internet-Drafts is at <https://datatracker.ietf.org/drafts/current/>.

Internet-Drafts are draft documents valid for a maximum of six months and may be updated, replaced, or obsoleted by other documents at any time. It is inappropriate to use Internet-Drafts as reference material or to cite them other than as "work in progress."

This Internet-Draft will expire on 8 April 2023.

Copyright Notice

Copyright (c) 2022 IETF Trust and the persons identified as the document authors. All rights reserved.

This document is subject to BCP 78 and the IETF Trust's Legal Provisions Relating to IETF Documents

(<https://trustee.ietf.org/license-info>) in effect on the date of publication of this document. Please review these documents carefully, as they describe your rights and restrictions with respect to this document. Code Components extracted from this document must include Revised BSD License text as described in Section 4.e of the Trust Legal Provisions and are provided without warranty as described in the Revised BSD License.

Table of Contents

- [1. Introduction](#)
- [2. Basic Network Configuration](#)
- [3. Basic function of M46E-PT](#)
 - [3.1. Translation processing](#)
 - [3.2. M46A architecture](#)
 - [3.3. Resolving translate prefix](#)
 - [3.4. Destination address resolution](#)
 - [3.5. Source address resolution](#)
- [4. Sample Configuration](#)
- [5. IANA Considerations](#)
- [6. Security Considerations](#)
- [7. Acknowledgements](#)
- [8. Normative References](#)
- [Author's Address](#)

1. Introduction

This document provide M46E Prefix Translator (M46E-PT) specification.

The basic strategy for IPv6 deployment is dual stack. However, because of exhaustion of IPv4 address, there will be no IPv4 addresses for configuring dual stack in near future. That means there will be IPv6 only networks automatically.

However, there are many IPv4 only networks still exist and those seems continuous use in near future. That means methods continuous use of IPv4 network over IPv6 only network will be required.

[M46E-FP](#) [[I-D.draft-matsuhira-m46e-fp](#)] provide such methods. In addition, [M46E-PR](#) [[I-D.draft-matsuhira-m46e-pr](#)] also provide such methots. M46E-FP is backbone network based approach, on the other hand, M46E-PR is stub network based approach.

M46E-PT expand IPv4 network plane by connecting M46E-FP domain and M46E-PR domain. M46E-PT translate prefix part of M46E-FP address and M46E-PR address both are IPv6 address. M46E-PT does not translate IPv4 packet which is encapsulated, so transparency of IPv4 packet is not broken.

2. Basic Network Configuration

[Figure 1](#) shows network configuration with M46E-PT. At large view, the network consists three parts, M46E-FP domain, M46E-PR domain, and M46E-PT. M46E-PT connect M46E-FP domain and M46E-PR domain.

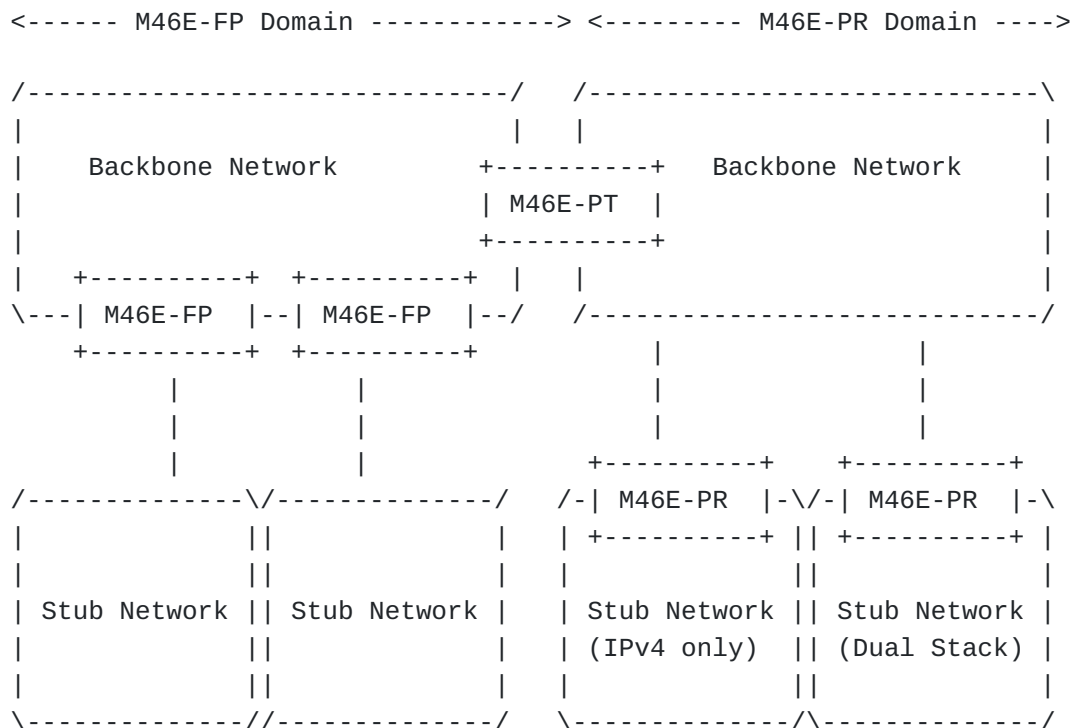


Figure 1

M46E-FP domain consists three parts, backbone network, stub network and M46E-FP. Backbone network can be operated with IPv6 only. Stub network has three cases, IPv4 only, Dual Stack (both IPv4 and IPv6), and IPv6 only. M46E-FP connects backbone network and stub network in case IPv4 still works in that stub network. If stub network is IPv6 only, M46E-FP is not needed. M46E-FP is a backbone network based approach, that mean M46E-FP advertise special route for M46E-FP.

And also, M46E-PR domain consists three parts, backbone network, stub network and M46E-PR. Backbone network can be operated with IPv6 only. Stub network has three cases, IPv4 only, Dual Stack (both IPv4 and IPv6), and IPv6 only. M46E-PR connects backbone network and stub network in case IPv4 still works in that stub network. If stub network is IPv6 only, M46E-PR is not needed. M46E-PR is a stub network based approach.

3. Basic function of M46E-PT

This section describe basic function of M46E-PT.

3.1. Translation processing

M46E-PT translate between M46E-FP packet and M46E-PT packet. M46E-FP packet and M46E-PT packet are almost the same, however IPv6 address are different.

Fig shows packet format of M46E-FP domain and M46E-PT domain.

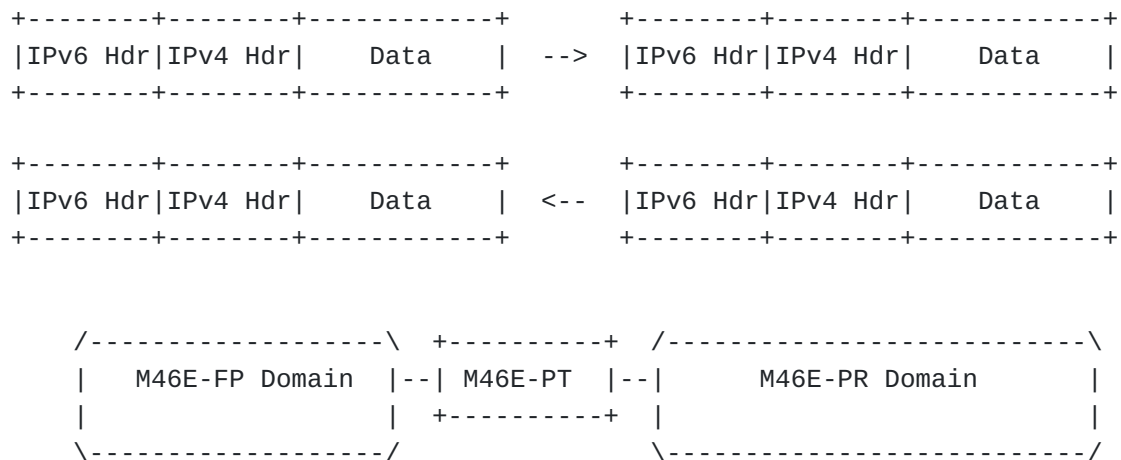


Figure 2

3.2. M46A architecture

M46E-FP and M46E-PR use [M46A](#) [[I-D.draft-matsuhira-m46a](#)].

figure [Figure 3](#) shows M46A architecture.

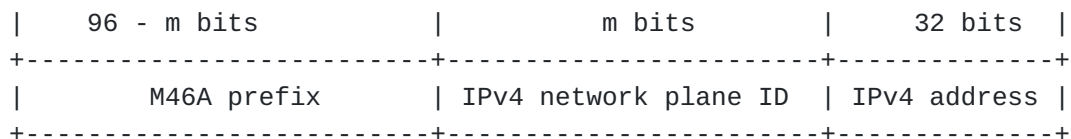


Figure 3

3.3. Resolving translate prefix

M46E-PT translate from M46E-FP prefix to M46E-PR prefix, or from M46E-PR prefix to M46E-FP prefix using M46E-FP Prefix Translation (M46E-PT) table. fig [Figure 4](#) shows address resolution manner and fig [Figure 5](#) shows M46E-PT table.

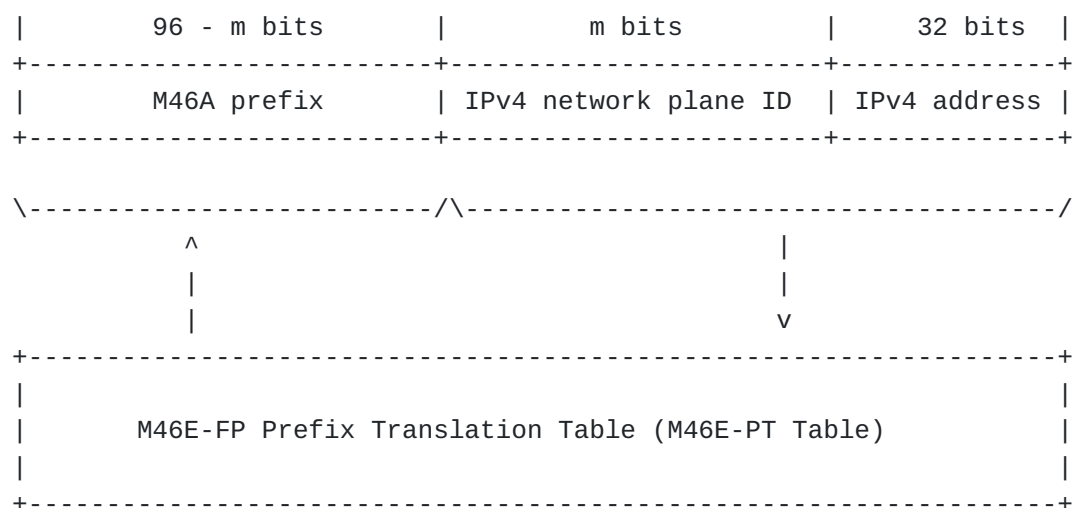


Figure 4

M46E-FP-AT table is similar with M46E-PR table, however M46E-AT table may contain M46E-FP prefix.

IPv4 network plane ID	IPv4 address	netmask	M46A prefix
IPv4 network plane ID	IPv4 address	netmask	M46A prefix
IPv4 network plane ID	IPv4 address	netmask	M46A prefix
IPv4 network plane ID	IPv4 address	netmask	M46A prefix
:	:	:	
IPv4 network plane ID	IPv4 address	netmask	M46A prefix

Figure 5

3.4. Destination address resolution

For address resolution for destination address, M46E-PT use M46E-PT table.

3.5. Source address resolution

For address resolution for source address, M46E-PT use interface information, not M46E-PT table. From M46E-FP domain to M46E-PR domain, M46E-PT use IPv6 address prefix of the interface which belong M46E-PR domain. From

4. Sample Configuration

Figure [Figure 6](#) shows sample configuration of M46E-PT. In this example, there are four IPv4 stub network with the same IPv4 network plane, and two of four are in M46E-FP domain and other two of four are in M46E-PR domain.

In this example, M46E-FP prefix is 2001:0db8:0:46::/64.

```

/-----\
|           +-----+ /-----\
| Backbone  |         | |Stub Network#1   |
| Network   |M46E-FP |--|10.1.1.0/24(plane 1)|
| (IPv6 only)|         | |2001:0db8:1:1::/64 |
|           +-----+ \-----/
|           <--[2001:0db8:1:1::/64]
|           <--[2001:0db8:0:46:0:1:10.1.1.0/120]
|           |
|           +-----+ /-----\
|           |         | |Stub Network#2   |
|           |M46E-FP |--|10.1.2.0/24(plane 1)|
|           |         | |2001:0db8:1:2::/64 |
|           +-----+ \-----/
|           <--[2001:0db8:1:2::/64]
|           <--[2001:0db8:0:46:0:1:10.1.2.0/120]
|           |
|           <--[2001:0db8:0:46:0:1:10.1.4.0/120]
|           <--[2001:0db8:0:46:0:1:10.1.5.0/120]
|           +-----+
|           | M46E-PT |
|           +-----+
\-----/
|           |
|           |Stub Network #0
/-----\ | 2001:0db8:2:0::/64
|           |
|           |-----+
|           | /-----/
|           | | Stub Network #3           | | | | |
|           | | 2001:0db8:2:1::/64         |
|           | | +-----+ /-----\ |
|           |--| |M46E-PR |--|10.1.3.0/24(plane 1)| |
|           | | +-----+ /-----/ |
|           <--[2001:0db8:2:1::/64]
|           | /-----/
|           |
|           | /-----/
|           | | Stub Network #4           | | | | |
|           | | 2001:0db8:2:2::/64         |
| Backbone  | | +-----+ /-----\ |
| Network   |--| |M46E-PR |--|10.1.4.0/24(plane 1)| |
|           | | +-----+ \-----/ |
|           <--[2001:0db8:2:2::/64]
|           | /-----/
\-----/

```

Figure 6

Figure [Figure 7](#) shows M46E-PT table for this example. This example is default free case.

IPv4 network plane ID	IPv4 address	netmask	M46E-PR address prefix
1	10.1.1.0	/120	2001:0db8:0:46
1	10.1.2.0	/120	2001:0db8:0:46
1	10.1.3.0	/120	2001:0db8:2:1
1	10.1.4.0	/120	2001:0db8:2:2

Figure 7

Fig [Figure 8](#) shows another M46E-PT table for this example. This example use default for M46E-FP. If there are many stub network in M46E-FP domain, by using default as M46E-FP prefix, reduction of M46E-PT table size can be possible.

IPv4 network plane ID	IPv4 address	netmask	M46E-PR address prefix
1	10.1.3.0	/120	2001:0db8:2:1
1	10.1.4.0	/120	2001:0db8:2:2
1	0.0.0.0	/0	2001:0db8:0:46

Figure 8

5. IANA Considerations

This document makes no request of IANA.

Note to RFC Editor: this section may be removed on publication as an RFC.

6. Security Considerations

Security Considerations does not discussed in this memo.

7. Acknowledgements

8. Normative References

[I-D.draft-matsuhira-m46a] Matsuhira, N., "Multiple IPv4 - IPv6 mapped IPv6 address", 1 June 2019.

[I-D.draft-matsuhira-m46e-fp] Matsuhira, N., "Multiple IPv4 - IPv6 address mapping encapsulation - fixed prefix (M46E-FP)", 1 June 2019.

[I-D.draft-matsuhira-m46e-pr]

Matsuhira, N., "Multiple IPv4 - IPv6
address mapping encapsulation - prefix resolution", 1
June 2019.

[RFC2119] Bradner, S., "Key words for use in RFCs to Indicate
Requirement Levels", BCP 14, RFC 2119, DOI 10.17487/
RFC2119, March 1997, <[https://www.rfc-editor.org/info/
rfc2119](https://www.rfc-editor.org/info/rfc2119)>.

Author's Address

Naoki Matsuhira
WIDE Project
Japan

Email: naoki.matsuhira@gmail.com