

Crypto Forum Research Group
Internet-Draft
Intended status: Informational
Expires: August 26, 2013

D. McGrew
M. Curcio
Cisco Systems
February 22, 2013

Hash-Based Signatures **draft-mcgrew-hash-sigs-01**

Abstract

This note describes a digital signature system based on cryptographic hash functions, following the seminal work in this area. It specifies a one-time signature scheme based on the work of Lamport, Diffie, Winternitz, and Merkle (LDWM), and specifies a general signature system using a Merkle tree. These systems provide asymmetric authentication without using large integer mathematics and achieve a high security level. They are suitable for compact implementations, are relatively simple to implement, and naturally resist side-channel attacks. Unlike most other signature systems, hash-based signatures would still be secure even if it proves feasible for an attacker to build a quantum computer.

Status of this Memo

This Internet-Draft is submitted in full conformance with the provisions of [BCP 78](#) and [BCP 79](#).

Internet-Drafts are working documents of the Internet Engineering Task Force (IETF). Note that other groups may also distribute working documents as Internet-Drafts. The list of current Internet-Drafts is at <http://datatracker.ietf.org/drafts/current/>.

Internet-Drafts are draft documents valid for a maximum of six months and may be updated, replaced, or obsoleted by other documents at any time. It is inappropriate to use Internet-Drafts as reference material or to cite them other than as "work in progress."

This Internet-Draft will expire on August 26, 2013.

Copyright Notice

Copyright (c) 2013 IETF Trust and the persons identified as the document authors. All rights reserved.

This document is subject to [BCP 78](#) and the IETF Trust's Legal Provisions Relating to IETF Documents (<http://trustee.ietf.org/license-info>) in effect on the date of

publication of this document. Please review these documents carefully, as they describe your rights and restrictions with respect to this document. Code Components extracted from this document must include Simplified BSD License text as described in Section 4.e of the Trust Legal Provisions and are provided without warranty as described in the Simplified BSD License.

Table of Contents

1.	Introduction	5
1.1.	Conventions Used In This Document	5
2.	Notation	6
2.1.	Data Types	6
2.1.1.	Strings of w-bit elements	7
2.2.	Operators	8
2.3.	Functions	9
3.	LDWM One-Time Signatures	10
3.1.	Parameters	10
3.2.	Hashing Functions	11
3.3.	Signature Methods	11
3.4.	Private Key	11
3.5.	Public Key	12
3.6.	Checksum	12
3.7.	Signature Generation	13
3.8.	Signature Verification	14
3.9.	Notes	14
3.10.	Formats	15
4.	Merkle Tree Signatures	17
4.1.	Private Key	17
4.2.	MTS Public Key	17
4.3.	MTS Signature	18
4.3.1.	MTS Signature Generation	18
4.4.	MTS Signature Verification	19
4.5.	MTS Formats	21
5.	Rationale	22
6.	History	23
7.	IANA Considerations	24
8.	Security Considerations	26
8.1.	Security of LDWM Checksum	26
8.2.	Security Conjectures	26
8.3.	Post-Quantum Security	27
9.	Acknowledgements	28
10.	References	29
10.1.	Normative References	29
10.2.	Informative References	29

Appendix A.	LDWM Parameter Options	30
Appendix B.	Example Data for Testing	32
B.1.	Parameters	32
B.2.	Key Generation	32
B.3.	Signature Generation	38
B.4.	Signature Verification	42
B.5.	Intermediate Calculation Values	42
Authors' Addresses	48

1. Introduction

One-time signature systems, and general purpose signature systems built out of one-time signature systems, have been known since 1979 [[Merkle79](#)], were well studied in the 1990s, and have benefited from renewed development in the last decade. The characteristics of these signature systems are small private and public keys and low computational cost, but large signatures. In recent years there has been interest in these systems because of their post-quantum security (see [Section 8.3](#)) and their suitability for compact implementations.

This note describes the original Lamport-Diffie-Winternitz-Merkle (LDWM) one-time signature system (following Merkle 1979 but also using a technique from Merkle's later work [[C:Merkle87](#)][[C:Merkle89a](#)][[C:Merkle89b](#)]) and Merkle tree signature system (following Merkle 1979) with enough specificity to ensure interoperability between implementations. While the specification of the algorithms follows these early references, the security considerations makes use of more recent security analyses (especially Buchmann, Dahmen, Ereth, Hulsing, and Ruckert 2011).

A signature system provides asymmetric message authentication. The key generation algorithm produces a public/private key pair. A message is signed by a private key, producing a signature, and a message/signature pair can be verified by a public key. A One-Time Signature (OTS) system can be used to sign exactly one message securely. A general signature system can be used to sign multiple messages. The Merkle Tree Signatures (MTS) is a general signature system that uses an OTS system as a component. In principle the MTS can be used with any OTS system, but in this note we describe its use with the LDWM system.

This note is structured as follows. Notation is introduced in [Section 2](#). The LDWM signature system is described in [Section 3](#), and the Merkle tree signature system is described in [Section 4](#). Sufficient detail is provided to ensure interoperability. [Appendix B](#) describes test considerations and contains test cases that can be used to validate an implementation. The IANA registry for these signature systems is described in [Section 7](#). Security considerations are presented in [Section 8](#).

1.1. Conventions Used In This Document

The key words "MUST", "MUST NOT", "REQUIRED", "SHALL", "SHALL NOT", "SHOULD", "SHOULD NOT", "RECOMMENDED", "MAY", and "OPTIONAL" in this document are to be interpreted as described in [[RFC2119](#)].

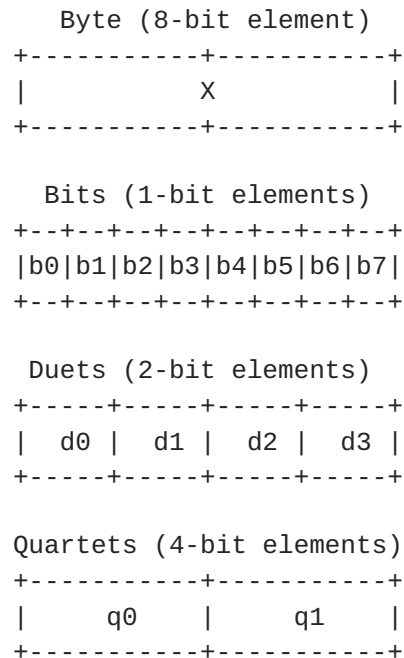
2. Notation

2.1. Data Types

Bytes and byte strings are the fundamental data type. A single byte is denoted as a pair of hexadecimal digits with a leading "0x". A byte string is an ordered sequence of zero or more bytes and is denoted as an ordered sequence of hexadecimal characters with a leading "0x". For example, 0xe534f0 is a byte string with a length of three. An array of byte strings is an ordered set, indexed starting at zero, in which all strings have the same length.

A byte can be considered as a sequence of eight bits, a sequence of four duets (two bit unsigned integers), or a sequence of two quartets (four bit unsigned integers). A bit has value 0 or 1. A duet has a value between 0 and 3, and a quartet has value between 0 and 15 decimal (F hexadecimal).

The correspondence between bytes, bits, duets, and quartets is shown below, where X denotes the value of the byte:



$$X = 128*b0 + 64*b1 + 32*b2 + 16*b3 + 8*b4 + 4*b5 + 2*b6 + b7$$

$$X = 64*d0 + 16*d1 + 4*d2 + d3$$

$$X = 16*q0 + q1$$

For example, the following diagram shows how the byte with decimal value 27 (hexadecimal value 0x1b) is represented with bits, duets, and quartets.

```

      Byte (8-bit element)
+-----+-----+
|           27           |
+-----+-----+

      Bits (1-bit elements)
+--+--+--+--+--+--+--+--+
| 0| 0| 0| 1| 1| 0| 1| 1|
+--+--+--+--+--+--+--+--+

      Duets (2-bit elements)
+-----+-----+-----+-----+
|  0  |  1  |  2  |  3  |
+-----+-----+-----+-----+

      Quartets (4-bit elements)
+-----+-----+-----+
|      1      |      b      |
+-----+-----+-----+

```

2.1.1.1. Strings of w-bit elements

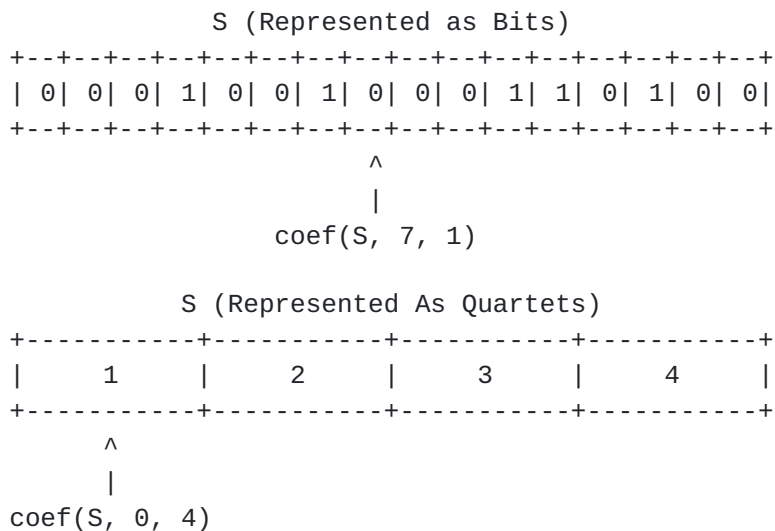
If *S* is a byte string, then `byte(S, i)` denotes its *i*th byte, where `byte(S, 0)` is the leftmost byte. For example, if *S* = 0x0204ff, then `byte(S, 0)` is 0x02.

A byte string can be considered to be a string of *w*-bit unsigned integers; the correspondence is defined by the function `coef(S, i, w)` as follows:

If *S* is a string, *i* is a positive integer, and *w* is a member of the set { 1, 2, 4, 8 }, then `coef(S, i, w)` is the *i*th, *w*-bit value, if *S* is interpreted as a sequence of *w*-bit values. That is,

$$\text{coef}(S, i, w) = (2^w - 1) \text{ AND } \\ (\text{byte}(S, \text{floor}(i * w / 8)) \gg \\ (8 - (w * (i \% (8 / w)) + w)))$$

For example, if *S* is the string 0x1234, then `coef(S, 7, 1)` is 0 and `coef(S, 0, 4)` is 1.



The return value of `coef` is an unsigned integer. If *i* is larger than the number of *w*-bit values in *S*, then `coef(S, i, w)` is undefined, and an attempt to compute that value should raise an error.

2.2. Operators

When *a* and *b* are numbers, mathematical operators are defined as follows:

`^` : *a* `^` *b* denotes the result of *a* raised to the power of *b*

`*` : *a* `*` *b* denotes the product of *a* multiplied by *b*

`/` : *a* `/` *b* denotes the quotient of *a* divided by *b*

`%` : *a* `%` *b* denotes the remainder of *a* divided by *b*

`+` : *a* `+` *b* denotes the sum of *a* and *b*

`-` : *a* `-` *b* denotes the difference of *a* and *b*

The standard order of operations is used when evaluating arithmetic expressions.

If *A* and *B* are bytes, then *A* AND *B* denotes the bitwise logical and operation.

When *B* is a byte and *i* is an integer, then *B* `>>` *i* denotes the logical right-shift operation. Similarly, *B* `<<` *i* denotes the logical left-

shift operation.

If S and T are byte strings, then $S || T$ denotes the concatenation of S and T .

The i^{th} byte string in an array A is denoted as $A[i]$.

2.3. Functions

If r is a non-negative real number, then we define the following functions:

$\text{ceil}(r)$: returns the smallest integer larger than r

$\text{floor}(r)$: returns the largest integer smaller than r

$\text{lg}(r)$: returns the base-2 logarithm of r

When F is a function that takes m -byte strings (i.e. byte strings of length m) as input and returns m -byte strings as output, we denote the repeated applications of F with itself a non-negative, integral number of times i as F^i .

Thus for any byte string x ,

$$F^i(x) = \begin{cases} F(F^{i-1}(x)) & \text{for } i > 0 \\ x & \text{for } i = 0. \end{cases}$$

For example, $F^2(x) = F(F(x))$.

3. LDWM One-Time Signatures

This section defines LDWM signatures. The signature is used to validate the authenticity of a message by associating a secret private key with a shared public key. These are one-time signatures; each private key **MUST** be used only one time to sign any given message.

Note that in order to constrain what constitutes the "message" and establish fixed sizes for the signature, a digest of the original message is computed using a collision-resistant hash function, H (see [Section 3.2](#)).

3.1. Parameters

The signature system uses the parameters m , n , and w ; they are all positive integers. The algorithm description also uses the value p . These parameters are summarized as follows:

m : the length in bytes of each element of an LDWM signature

n : the length in bytes of result of the hash function

w : the Winternitz parameter; it is a member of the set $\{ 1, 2, 4, 8 \}$

p : the number of m -byte string elements that make up the LDWM signature; it is equivalent to the number of w -bit elements of $(H(\text{message}) || C(H(\text{message})))$ as well as the number of n -byte strings that form the private key; it can be specified in terms of u and v , as shown in [Appendix A](#).

ls : the number of bits the checksum function C will left-shift the sum total of hashing operations required by the verifier before returning a result

The values of m and n are determined by the functions selected for use as part of the LDWM algorithm. They are chosen to ensure an appropriate level of security. The parameter w can be chosen to set the number of bytes in the signature; it has little effect on security. Note however, that there is a larger computational cost to generate and verify a shorter signature. The values of p and ls are a direct result of the choices of n and w . [Appendix A](#) describes how p and ls depend on the other parameters. A table illustrating various combinations of n , w , p , and ls is provided in Table 4.

3.2. Hashing Functions

The LDWM algorithm requires a robust one-way function to underpin the signature generation and verification. Let this be defined as a hash function H that has inputs of any integral byte length and has n -byte outputs.

In addition, let F be defined as a one-way function that has m -byte inputs and m -byte outputs.

3.3. Signature Methods

To fully describe a LDWM signature method, the parameters m , n , and w , as well as the functions H and F MUST be specified. This section defines several LDWM signature systems, each of which is identified by a name. Values for p and ls are provided as a convenience.

Name	H	F	m	n	w	p	ls
LDWM_SHA256_M20_W1	SHA256	SHA256-20	20	32	1	265	7
LDWM_SHA256_M20_W2	SHA256	SHA256-20	20	32	2	133	6
LDWM_SHA256_M20_W4	SHA256	SHA256-20	20	32	4	67	4
LDWM_SHA256_M20_W8	SHA256	SHA256-20	20	32	8	34	0

Table 1

Here SHA256 denotes the NIST standard hash function. SHA256-20 denotes that hash function with its final output truncated to 20 bytes.

3.4. Private Key

The LDWM private key must be an array of size p containing n -byte strings. Let x denote the private key. This private key must be used to sign one and only one message. It must therefore be unique from all other private keys. The following algorithm shows pseudocode for generating x .

Algorithm 0: Generating A Private Key

```
for i=0,i<p,i++
  set x[i] to a uniformly random value
endfor
return x
```

Note that one possible implementation may consist of a single random input to a suitable key derivation function.

3.5. Public Key

The LDWM public key is generated from the private key through a series of hashing operations using the functions F and H . Its value is the hash (using H) of the concatenation of the elements of an array y . The content of y is generated by iteratively hashing (using F) each element of array x , $(2^w - 1)$ times. The following algorithm shows pseudocode for generating the public key.

Algorithm 1: Generating a Public Key From a Private Key

```
e =  $2^w - 1$ 
for i=0,i<p,i++
   $y[i] = F^e(x[i])$ 
endfor
return  $H(y[0] || y[1] || \dots || y[p-1])$ 
```

3.6. Checksum

A checksum is used to prevent the manipulation of an existing signature in an attempt to produce a new signature for a different message outside of the normal signing process. The security property is detailed in [Section 8](#).

The checksum value is calculated using a non-negative integer, sum , whose width is sized an integer number of w -bit fields such that it is capable of holding the difference of the total possible number of applications of the function F as defined in the signing algorithm of [Section 3.7](#) and the total actual number. In the worst case (i.e. the actual number of times F is iteratively applied is 0), the sum is $(2^w - 1) * \text{ceil}(8*n/w)$. Thus for the purposes of this document, which describes signature methods based on $H = \text{SHA256}$ ($n = 32$ bytes) and $w = \{ 1, 2, 4, 8 \}$, let sum be a 16-bit non-negative integer for all combinations of n and w . The checksum function C is defined as follows where S is a byte string provided to the function as an argument.

Algorithm 2: Checksum Calculation

```

sum = 0
for i=0,i<u,i++
    sum = sum + (2^w - 1) - coef(S, i, w)
endfor
return (sum << ls)

```

Because of the left-shift operation, the rightmost bits of the result of C will often be zeros. Due to the value of p, these bits will not be used during signature generation or verification.

Implementation Note: Based on the previous fact, the implementation may therefore choose to optimize the width of sum to $(v * w)$ bits and set ls to 0. The rationale for this is given that $(2^w - 1) * \text{ceil}(8*n/w)$ is the maximum value of sum and the value of $(2^w - 1)$ is represented by w bits, the result of repeatedly adding two w-bit numbers a total of $u = \text{ceil}(8*n/w)$ times requires at most $(\text{floor}(\lg(u)) + w)$ bits. Dividing by w and taking the next largest integer gives the total required number of w-bit fields and gives $(\text{ceil}(\text{floor}(\lg(u)) / w) + 1)$, or v. Thus sum requires a minimum width of $(v * w)$ bits and no left-shift operation is performed.

3.7. Signature Generation

The LDWM signature is generated by using the values of the w-bit fields that compose the hash of the message and its checksum to determine the number of times to apply the function F to the elements of the private key. This signature is provided by the signer to the verifier along with the message and the public key.

Algorithm 3: Generating a Signature From a Private Key and a Message

```

V = ( H(message) || C(H(message)) )
for i=0,i<p,i++
    a = coef(V, i, w)
    y[i] = F^a(x[i])
endfor
return ( y[0] || y[1] || ... || y[p-1] )

```

Note that this algorithm results in a signature whose elements are intermediate values of the elements computed by the public key algorithm in [Section 3.5](#).

[3.8.](#) Signature Verification

In order to verify a message with its signature (denoted as y' , an array of m -byte strings), the receiver must "complete" the series of applications of F using the value of the message hash and its checksum. This should result in a computation of the public key that matches the public key provided.

Algorithm 4: Verifying a Signature and Message Using a Public Key

```
V = ( H(message) || C(H(message)) )
for i=0,i<p,i++
  a = (2^w - 1) - coef(V, i, w)
  z[i] = F^a(y'[i])
endfor
if public key is equal to H(z[0] || z[1] || ... || z[p-1])
  return 1 (message signature is valid)
else
  return 0 (message signature is invalid)
```

[3.9.](#) Notes

A future version of this specification may define a method for computing the signature of a very short message in which the hash is not applied to the message during the signature computation. That would allow the signatures to have reduced size.

3.10. Formats

The signature format is defined using XDR [[RFC4506](#)] as follows:

```
/*
 * ldwm_algorithm_type identifies a particular signature algorithm
 */
enum ldwm_algorithm_type {
    ldwm_reserved = 0,
    ldwm_sha256_m20_w1 = 1,
    ldwm_sha256_m20_w2 = 2,
    ldwm_sha256_m20_w4 = 3,
    ldwm_sha256_m20_w8 = 4
};

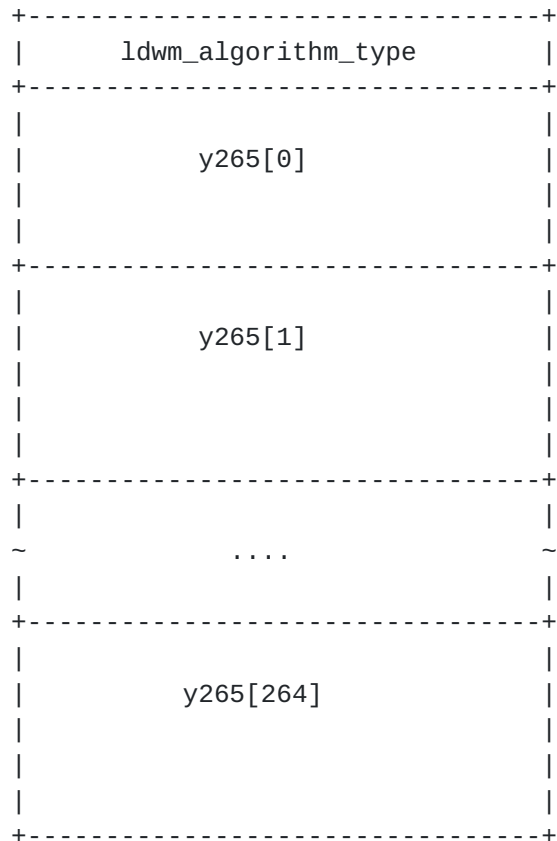
/*
 * basic data types; b16 is a string of 16 bytes, and so on
 */
typedef opaque b16[16];
typedef opaque b20[20];
typedef opaque b24[24];
typedef opaque b28[28];
typedef opaque b32[32];

/*
 * arrays
 */
typedef b20 b20_array_265[265];
typedef b20 b20_array_133[133];
typedef b20 b20_array_67[67];
typedef b20 b20_array_34[34];

union ldwm_signature switch (ldwm_algorithm_type type) {
    case ldwm_sha256_m20_w1:
        b20_array_265 y265;
    case ldwm_sha256_m20_w2:
        b20_array_133 y133;
    case ldwm_sha256_m20_w4:
        b20_array_67 y67;
    case ldwm_sha256_m20_w8:
        b20_array_34 y34;
    default:
        void; /* error condition */
};
```

Though the data formats are formally defined by XDR, we describe the format as well as a convenience to the reader. An example of the format of an `ldwm_signature` is illustrated below, for

ldwm_sha256_m20_w1, which has 265 elements, each of which is a 20-octet string. An ldwm_signature always consists of a 32-bit unsigned integer that indicates the ldwm_algorithm_type followed by an array of equal-length octet strings. The number of octets in each octet string, and the number of elements in the array, are determined by the ldwm_algorithm_type field. A receiver MUST check the ldwm_algorithm_type field, and a verification operation on a signature with an unknown ldwm_algorithm_type MUST return FAIL.



4. Merkle Tree Signatures

Merkle Tree Signatures (MTS) are a method for signing a large but fixed number of messages. An MTS system uses two cryptographic components: a one-time signature method and a collision-resistant hash function. Each MTS public/private key pair is associated with a k -way tree, each node of which contains an n -byte value. Each leaf of the tree contains the value of the public key of an LDWM public/private key pair. The value contained by the root of the tree is the MTS public key. Each interior node is computed by applying the hash function to the concatenation of the values of its children nodes.

An MTS system has the following parameters:

k : the number of children nodes of an interior node,

h : the height (number of levels) in the tree, and

n : the number of bytes associated with each node.

There are k^h leaves in the tree.

4.1. Private Key

An MTS private key consists of k^h LDWM private keys and the leaf number of the next LDWM private key that has not yet been used. The leaf number is initialized to zero when the MTS private key is created.

An MTS private key MAY be generated pseudorandomly from a secret value, in which case the secret value MUST be n bytes long, be uniformly random, and MUST NOT be used for any other purpose than the generation of the MTS private key. The details of how this process is done do not affect interoperability; that is, the public key verification operation is independent of these details.

4.2. MTS Public Key

An MTS public key is defined as follows, where we denote the public key associated with the i^{th} LDWM private key as `ldwm_public_key(i)`.

The MTS public key can be computed using the following algorithm or any equivalent method. The algorithm uses a stack of hashes and a separate stack of integers which keeps track of the level of the tree.


```
for i = 0 to num_ldwm_keys by steps of k
  level = 0
  for j = 0 to k-1
    push ldwm_public_key(i+j) on the data stack
    push level on the integer stack
  endfor
  while the height of the stack is at least k
    if the top k elements on the integer stack are equal
      pop the top k elements of the data stack
      pop the top k elements of the integer stack,
      and set the variable "level" to be their value
      hash the top k elements of the data stack
      push the hash result on the data stack
      push (level+1) on to the integer stack
    endif
  endwhile
endfor
```

Note that the stack never gets bigger than the logarithm of the number of LDWM public keys, so for typical parameters it will have something like 20 32-byte elements.

4.3. MTS Signature

An MTS signature consists of

- an LDWM signature,

- a node number that identifies the leaf node associated with the signature, and

- an array of values that is associated with the path through the tree from the leaf associated with the LDWM signature to the root.

The array of values contains the siblings of the nodes on the path from the leaf to the root but does not contain the nodes on the path itself. The array for a tree with branching number k and height h will have $(k-1)*h$ values. The first $(k-1)$ values are the siblings of the leaf, the next $(k-1)$ values are the siblings of the parent of the leaf, and so on.

4.3.1. MTS Signature Generation

To compute the MTS signature of a message with an MTS private key, the signer first computes the LDWM signature of the message using the leaf number of the next unused LDWM private key. Before releasing the signature, the leaf number in the MTS private key **MUST** be incremented to prevent the LDWM private key from being used again.

The node number in the signature is set to the leaf number of the MTS private key that was used in the signature.

The array of node values MAY be computed in any way. There are many potential time/storage tradeoffs. The fastest alternative is to store all of the nodes of the tree and set the array in the signature by copying them. The least storage intensive alternative is to recompute all of the nodes for each signature. Note that the details of this procedure are not important for interoperability; it is not necessary to know any of these details in order to perform the public key verification algorithm.

4.4. MTS Signature Verification

An MTS signature is verified by first using the LDWM signature verification algorithm to compute the LDWM public key from the LDWM signature and the message. The value of the leaf associated with the LDWM signature is assigned to the public key. Then the root of the tree is computed from the leaf value and the node array as described below. If the root value matches the public key, then the signature is valid; otherwise, the signature fails.

An efficient way to compute the root from the leaf and the node array is as follows, where n is initially the node number:

```
v = leaf
step = 0
for i=0 to h-1 by steps of 1
    position = n % k
    hash_init()
    for j=0 to position-1 by steps of 1
        hash_update(node[step + j])
    endfor
    hash_update(v)
    for j=position to (k-1) by steps of 1
        hash_update(node[step + j])
    endfor
    v = hash_final()
    n = floor(n/k)
    step = step + (k-1)
endfor
```

This algorithm uses the typical init/update/final interface to hash functions; the result of the invocations `hash_init()`, `hash_update(N[1])`, `hash_update(N[2])`, ..., `hash_update(N[n])`, `v = hash_final()`, in that order, is identical to that of the invocation of `H(N[1] || N[2] || ... || N[n])`.

This algorithm works because the leaves of the MTS tree are numbered starting at zero. Therefore leaf n is in the position $(n \% k)$ in the highest level of the tree.

The verifier MAY cache interior node values that have been computed during a successful signature verification for use in subsequent signature verifications. However, any implementation that does so MUST make sure any nodes that are cached during a signature verification process are deleted if that process does not result in a successful match between the root of the tree and the MTS public key.

A full test example that combines the LDWM OTS and MTS algorithms is given in [Appendix B](#).

4.5. MTS Formats

MTS signatures and public keys are defined using XDR syntax as follows:

```
enum mts_algorithm_type {
    mts_reserved      = 0,
    mts_sha256_k2_h20 = 1,
    mts_sha256_k4_h10 = 2,
    mts_sha256_k8_h7  = 3,
    mts_sha256_k16_h5 = 4
};

union mts_path switch (mts_algorithm_type type) {
    case mts_sha256_k2_h20:
        b32 t20[20];
    case mts_sha256_k4_h10:
        b32 t30[30];
    case mts_sha256_k8_h7:
        b32 t49[49];
    case mts_sha256_k16_h5:
        b32 t75[75];
    default:
        void;      /* error condition */
};

struct mts_signature_t {
    ldwm_signature ldwm_sig;
    unsigned int signature_leaf_number;
    mts_path nodes;
};

union mts_public_key switch (mts_algorithm_type type) {
    case mts_sha256_k2_h20:
    case mts_sha256_k4_h10:
    case mts_sha256_k8_h7:
    case mts_sha256_k16_h5:
        b32 z;
    default:
        void;      /* error condition */
};
```


5. Rationale

The goal of this note is to describe the LDWM and MTS algorithms following the original references and present the modern security analysis of those algorithms. Other signature methods are out of scope and may be interesting follow-on work.

The signature and public key formats are designed so that they are easy to parse. Each format starts with a 32-bit enumeration value that indicates all of the details of the signature algorithm and hence defines all of the information that is needed in order to parse the format.

6. History

This is the initial version of this draft.

This section is to be removed by the RFC editor upon publication.

7. IANA Considerations

The Internet Assigned Numbers Authority (IANA) is requested to create two registries: one for LDWM signatures, as defined in [Section 3](#), and one for Merkle Tree Signatures, as defined in [Section 4](#). Additions to these registries require that a specification be documented in an RFC or another permanent and readily available reference in sufficient detail that interoperability between independent implementations is possible. Each entry in the registry contains the following elements:

- a short name, such as "MTS_SHA256_K16_H5", that starts with the strings "MTS" and "LDWM" for the MTS and LDWM registries, respectively,

- a positive number, and

- a reference to a specification that completely defines the signature method test cases that can be used to verify the correctness of an implementation.

Requests to add an entry to the registry MUST include the name and the reference. The number is assigned by IANA. These number assignments SHOULD use the smallest available positive number. Submitters SHOULD have their requests reviewed by the IRTF Crypto Forum Research Group (CFRG) at cfrg@ietf.org. Interested applicants that are unfamiliar with IANA processes should visit <http://www.iana.org>.

The numbers between 32,768 (binary 1000000000000000) and 65,535 (binary 1111111111111111) inclusive, will not be assigned by IANA, and are reserved for private use; no attempt will be made to prevent multiple sites from using the same value in different (and incompatible) ways [[RFC2434](#)].

The LDWM registry is as follows.

Name	Reference	Numeric Identifier
LDWM_SHA256_M20_W1	Section 3	1
LDWM_SHA256_M20_W2	Section 3	2
LDWM_SHA256_M20_W4	Section 3	3
LDWM_SHA256_M20_W8	Section 3	4

Table 2

The MTS registry is as follows.

Name	Reference	Numeric Identifier
MTS_SHA256_K2_H20	Section 4	1
MTS_SHA256_K4_H10	Section 4	2
MTS_SHA256_K8_H7	Section 4	3
MTS_SHA256_K16_H5	Section 4	4

Table 3

An IANA registration of a signature system does not constitute an endorsement of that system or its security.

8. Security Considerations

The security goal of a signature system is to prevent forgeries. A successful forgery occurs when an attacker who does not know the private key associated with a public key can find a message and signature that are valid with that public key (that is, the Signature Verification algorithm applied to that signature and message and public key will return "valid").

LDWM signatures rely on the fact that, given an m -byte string y , it is prohibitively expensive to compute a value x such that $F^i(x) = y$ for any i . Informally, F is said to be a "one-way" function.

8.1. Security of LDWM Checksum

To show the security of LDWM checksum, we consider the signature y of a message with a private key x and let $h = H(\text{message})$ and $c = C(H(\text{message}))$ (see [Section 3.7](#)). To attempt a forgery, an attacker can change the values of h and c . Let h' and c' denote the values used in the forgery attempt. If for some integer j in the range 0 to $(u-1)$, inclusive,

$$a' = \text{coef}(h', j, w),$$

$$a = \text{coef}(h, j, w), \text{ and}$$

$$a' > a$$

then attacker can compute $F^{a'}(x[j])$ from $F^a(x[j]) = y[j]$ by iteratively applying function F to the j^{th} term of the signature an additional $(a' - a)$ times. However, as a result of this action, the checksum will decrease, and thus a valid signature's checksum will have, for some number k in the range u to $(p-1)$, inclusive,

$$b' = \text{coef}(c', k, w),$$

$$b = \text{coef}(c, k, w), \text{ and}$$

$$b' < b$$

Due to the one-way property of F , the attacker cannot easily compute $F^{b'}(x[k])$ from $F^b(x[k]) = y[k]$.

8.2. Security Conjectures

LDWM and MTS signatures have a minimum of security conjectures. In particular, their security does not rely on the computational difficulty of factoring composites with large prime factors (as does

RSA) or the difficulty of computing the discrete logarithm in a finite field (as does DSA) or an elliptic curve group (as does ECDSA). All of these signature schemes rely on the security of the hash function that they use, but with LDWM and MTS, the security of the hash function is sufficient.

8.3. Post-Quantum Security

A post-quantum cryptosystem is a system that is secure against quantum computers that have more than a trivial number of quantum bits. It is open to conjecture whether or not it is feasible to build such a machine.

The LDWM and Merkle signature systems are post-quantum secure if they are used with an appropriate underlying hash function, in which the size of m and n are double what they would be otherwise, in order to protect against quantum square root attacks due to Grover's algorithm. In contrast, the signature systems in wide use (RSA, DSA, and ECDSA) are not post-quantum secure.

9. Acknowledgements

Thanks are due to Chirag Shroff for constructive feedback.

10. References

10.1. Normative References

- [RFC2119] Bradner, S., "Key words for use in RFCs to Indicate Requirement Levels", [BCP 14](#), [RFC 2119](#), March 1997.
- [RFC2434] Narten, T. and H. Alvestrand, "Guidelines for Writing an IANA Considerations Section in RFCs", [BCP 26](#), [RFC 2434](#), October 1998.
- [RFC4506] Eisler, M., "XDR: External Data Representation Standard", STD 67, [RFC 4506](#), May 2006.

10.2. Informative References

- [C:Merkle87]
Merkle, R., "A Digital Signature Based on a Conventional Encryption Function", Lecture Notes in Computer Science crypto87vol, 1988.
- [C:Merkle89a]
Merkle, R., "A Certified Digital Signature", Lecture Notes in Computer Science crypto89vol, 1990.
- [C:Merkle89b]
Merkle, R., "One Way Hash Functions and DES", Lecture Notes in Computer Science crypto89vol, 1990.
- [Merkle79]
Merkle, R., "Secrecy, Authentication, and Public Key Systems", Stanford University Information Systems Laboratory Technical Report 1979-1, 1979.

[Appendix A](#). LDWM Parameter Options

A table illustrating various combinations of n , w , p , and ls is provided in Table 4.

The parameters p and ls are computed as follows:

```
u = ceil(8*n/w)
v = ceil(floor(lg(u)) / w) + 1
p = u + v
ls = (number of bits in sum) - (v * w)
```

Here u and v represent the number of w -bit fields required to contain the hash of the message `message` and the checksum byte strings, respectively. For a further explanation of the values of v and `sum`, see [Section 3.6](#).

Hash Length in Bytes (n)	Winternitz Parameter (w)	w-bit Elements in Checksum	Left Shift (ls)	Number of Elements (p)
20	1	8	8	168
20	2	4	8	84
20	4	3	4	43
20	8	2	0	22
32	1	9	7	265
32	2	5	6	133
32	4	3	4	67
32	8	2	0	34
48	1	9	7	393
48	2	5	6	197
48	4	3	4	99
48	8	2	0	50
64	1	10	6	522
64	2	5	6	261
64	4	3	4	131
64	8	2	0	66

Table 4

[Appendix B](#). Example Data for Testing

As with all cryptosystems, implementations of LDWM signatures and Merkle signatures need to be tested before they are used. This section contains sample data generated from the signing and verification operations of software that implements the algorithms described in this document.

[B.1](#). Parameters

The example contained in this section demonstrates the calculations of LDWM_SHA256_M20_W4 using a Merkle Tree Signature of degree 4 and height 2. This corresponds to the following parameter values:

+	+	+	+	+	+	+	+
	m		n		w		p
	l		k		h		
+	+	+	+	+	+	+	+
	20		32		4		67
					4		4
							2
+	+	+	+	+	+	+	+

Table 5

The non-standard size of the Merkle tree ($h = 2$) has been selected specifically for this example to reduce the amount of data presented.

[B.2](#). Key Generation

The LDWM algorithm does not define a required method of key generation. This is left to the implementer. The selected method, however, must satisfy the requirement that the public/private key pairs of the one-time signatures are unique. In addition, all LDWM key pairs must be generated in advance in order to calculate the value of the Merkle public key.

For the test data presented here, a summary of the key generation method is as follows:

1. MTS Private Key - Set `mts_private_key` to a pseudorandomly generated n -byte value.
2. OTS Private Keys - Use the `mts_private_key` as a key derivation key input to some key derivation function, thereby producing n^k derived keys. Then use each derived key as an input to the same function again to further derive p elements of n -bytes each. This accomplishes the result of Algorithm 0 of [Section 3.4](#) for each leaf of the Merkle tree.

3. OTS Public Keys - For each OTS private key, calculate the corresponding OTS public key as in Algorithm 1 of [Section 3.5](#).
4. MTS Public Key - Each OTS public key is the value of a leaf on the Merkle tree. Calculate the MTS public key using the pseudocode algorithm of [Section 4.2](#).

The above steps result in the following data values associated with the first leaf of the Merkle tree, leaf 0.

+-----+-----+	
	MTS Private Key
+-----+-----+	
	0x0f677ff1b4cbf10baec89959f051f203
	3371492da02f62dd61d6fbd1cee1bd14
+-----+-----+	

Table 6

+-----+-----+	
	Key Element
	Index (i)
+-----+-----+	
	0
	0xbfb757383fb08d324629115a84daf00b
	188d5695303c83c184e1ec7a501c431f
	1
	0x7ce628fb82003a2829aab708432787d0
	fc735a29d671c7d790068b453dc8c913
	2
	0x8174929461329d15068a4645a34412bd
	446d4c9e757463a7d5164efd50e05c93
	3
	0xf283f3480df668de4daa74bb0e4c5531
	5bc00f7d008bb6311e59a5bbca910fd7
	4
	0xe62708eaf9c13801622563780302a068
	0ba9d39c078daa5ebc3160e1d80a1ea7
	5
	0x1f002efad2bfb4275e376af7138129e3
	3e88cf7512ec1dc7df8d5270bc0fd7
	6
	0x8ed5a703e9200658d18bc4c05dd0ca8a
	356448a26f3f4fe4e0418b52bd6750a2
	7
	0xc74e56d61450c5387e86ddad5a8121c8
	8b1bc463e64f248a1f1d91d950957726
+-----+-----+	

8	0x629f18b6a2a4ea65fff4cf758b57333f e1d34af05b1cd7763696899c9869595f
9	0x1741c31fdbb4864712f6b17fadc05d45 926c831c7a755b7d7af57ac316ba6c2a
10	0xe59a7b81490c5d1333a9cdd48b9cb364 56821517a3a13cb7a8ed381d4d5f3545
11	0x3ba97fe8b2967dd74c8b10f31fc5f527 a23b89c1266202a4d7c281e1f41fa020
12	0xa262a9287cc979aaa59225d75df51b82 57b92e780d1ab14c4ac3ecdac58f1280
13	0x9dfe0af1a3d9064338d96cb8eae88baa 6a69265538873b4c17265fa9d573bcff
14	0xde9c5c6a5c6a274eabe90ed2a8e6148c 720196d237a839aaf5868af8da4d0829
15	0x5de81ec17090a82cb722f616362d3808 30f04841191e44f1f81b9880164b14cd
16	0xc0d047000604105bad657d9fa2f9ef10 1cfd9490f4668b700d738f2fa9e1d11a
17	0xf45297ef310941e1e855f97968129bb1 73379193919f7b0fee9c037ae507c2d2
18	0x46ef43a877f023e5e66bbcd4f06b839f 3bfb2b64de25cd67d1946b0711989129
19	0x46e2a599861bd9e8722ad1b55b8f0139 305fcf8b6077d545d4488c4bcb652f29
20	0xe1ad4d2d296971e4b0b7a57de305779e 82319587b58d3ef4daeb08f630bd5684
21	0x7a07fa7aed97cb54ae420a0e6a58a153 38110f7743cab8353371f8ca710a4409
22	0x40601f6c4b35362dd4948d5687b5cb6b 5ec8b2ec59c2f06fd50f8919ebeaae92
23	0xa061b0ba9f493c4991be5cd3a9d15360 a9eb94f6f7adc28dddf174074f3df3c4

24	0xcf1546a814ff16099cebf1fe0db1ace5 1c272fda9846fbb535815924b0077fa4
25	0xcbb06f13155ce4e56c85a32661c90142 8b630a4c37ea5c7062156f07f6b3efff
26	0x1181ee7fc03342415094e36191eb450a 11cdea9c6f6cdc34de79cee0ba5bf230
27	0xe9f1d429b343bb897881d2a19ef363cd 1ab4117cbaad54dc292b74b8af9f5cf2
28	0x87f34b2551ef542f579fa65535c5036f 80eb83be4c898266ffc531da2e1a9122
29	0x9b4b467852fe33a03a872572707342fd ddeae64841225186babf353fa2a0cd09
30	0x19d58cd240ab5c80be6ddf5f60d18159 2dca2be40118c1fdd46e0f14dffbcc7d
31	0x5c9ad386547ba82939e49c9c74a8eccf 1cea60aa327b5d2d0a66b1ca48912d6d
32	0xf49083e502400ffae9273c6de92a301e 7bda1537cab085e5adfa9eb746e8eca9
33	0x4074e1812d69543ce3c1ce706f6e0b45 f5f26f4ef39b34caa709335fd71e8fc0
34	0x1256612b0ca8398e97b247ae564b74b1 3839b3b1cf0a0dd8ba629a2c58355f84
35	0xbab3989f00fd2c327bbfb35a218cc3ce 49d6b34cbf8b6e8919e90c4eff400ca9
36	0x96b52a5d395a5615b73dae65586ac5c8 7f9dd3b9b3f82dbf509b5881f0643fa8
37	0x5d05ca4c644e1c41ccdaedbd2415d4f0 9b4a1b940b51fe823dff7617b8ee8304
38	0xd96aab95ef6248e235d91d0f23b64727 a6675adfc64efea72f6f8b4a47996c0d
39	0xfd9c384d52d3ac27c4f4898fcc15e83a c182f97ea63f7d489283e2cc7e6ed180

40	0xc86eaed6a9e3fbe5b262c1fa1f099f7c 35ece71d9e467fab7a371dbcf400b544
41	0xf462b3719a2ed8778155638ff814dbf4 2b107bb5246ee3dd82abf97787e6a69e
42	0x014670912e3eb74936ebb64168b447e4 2522b57c2540ac4b49b9ae356c01eca6
43	0x2b411096e0ca16587830d3acd673e858 863fedc4cea046587cba0556d2bf9884
44	0xa73917c74730582e8e1815b8a07b1896 2ac05e500e045676be3f1495fcfa18ca
45	0xa4ab61e6962fe39a255dbf8a46d25110 0d127fab08db59512653607bda24302c
46	0x9b910ca516413f376b9eba4b0d571b22 253c2a9646131ac9a2af5f615f7322b8
47	0xfc1b4ce627c77ad35a21ea9ded2cce91 b3758a758224e35cf2918153a513d64c
48	0xc1902d8e8c02d9442581d7e053a2798a a84d77a74b6e7f2cc5096d50646c890f
49	0xb3f47e2e8e2dcdd890ea00934b9d8234 830dbc4a30ac996b144f12b3e463c77f
50	0x8188d1ecfc6ae6118911f2b9b3a6c7a1 e5f909aa8b5c0aab8c69f1a7d436c307
51	0xca42d985974c7b870bc76494604eff49 2676c942c6cb7c75d4938805885dd054
52	0xbe58851ebe566057e1ee16b8c604a473 4c373af622660b2a82357ac6effb4566
53	0xc22d493f7a5642fceba2404dbefa8f95 6323fac87fac425f6de8d23c9e8b20ca
54	0x1a76c1ffa467906173fd0245b0cd6639 e6013ca79c4ed92426ee69ff5beeac0b
55	0xbc6c0cb7808f379af1b7b7327436ad65 c05458f2d0a6923c333e5129c4c99671

56	0xfbb04488c3c088dc5e63d13e6a701036 6109ca4c5f4b0a8d37780187e2e9930e
57	0xaec10811569d4d72e3a1baf71a886b75 eba6dc07ed027af0b2beffa71f9b43c8
58	0xf5529be3b7a19212e8baa970d2420bf4 123f678267f96c1c3ef26ab610cb0061
59	0x172ba1ba0b701eeafe00692d1eb90181 8ccaefaeb8f799395da81711766d1f43
60	0xfe1f8c15825208f3a21346b894b3d94e 4f3aa29cbc194a7b2c8a810c4c509042
61	0x2e81c66cc914ea1b0fa5942fe9780d54 8c0b330e3bf73f0cb0bda4bc9c9e6ff4
62	0xfc3453aec5cc19a6a4bda4bc25931604 704bf4386cd65780c6e73214c1da85ba
63	0x4e8000c587dc917888e7e3d817672c0a ef812788cc8579afa7e9b2e566309003
64	0xba667ca0e44a8601a0fde825d4d2cf1b b9cf467041e04af84c9d0cd9fd8dc784
65	0x4965db75f81c8a596680753ce70a94c6 156253bb426947de1d7662dd7e05e9a8
66	0x2c23cc3e5ca37dec279c506101a3d8d9 f1e4f99b2a33741b59f8bddba7455419

Table 7

Using the value of the OTS private key above, the corresponding public key is given below. Intermediate values of the SHA-256-20 function $F^{(2^w - 1)}(x[i])$ are provided in Table 13.

OTS Public Key 0
0x2db55a72075fcfab5aedbef77bf6b371 dfb489d6e61ad2884a248345e6910618

Table 8

Following the creation of all OTS public/private key pairs, the OTS public keys in Table 14 are used to determine the MTS public key below. Intermediate values of the interior nodes of the Merkle tree are provided in Table 15.

MTS Public Key	
0x6610803d9a3546fb0a7895f6a4a0cfed	
3a07d45e51d096e204b018e677453235	

Table 9

B.3. Signature Generation

In order to test signature generation, a text file containing the content "Hello world!\n", where '\n' represents the ASCII line feed character, was created and signed. A raw hex dump of the file contents is shown in the table below.

Hexadecimal Byte Values	ASCII Representation ('.' is substituted for non-printing characters)
0x48 0x65 0x6c 0x6c 0x6f 0x20	Hello world!.
0x77 0x6f 0x72 0x6c 0x64 0x21	
0x0a	

Table 10

The SHA256 hash of the text file is provided below.

SHA256 Hash of Signed File (H("Hello world!\n"))	
0x0ba904eae8773b70c75333db4de2f3ac4	
5a8ad4ddba1b242f0b3cfc199391dd81c	

Table 11

This value was subsequently used in Algorithm 3 of [Section 3.7](#) to create the one-time signature of the message. Algorithm 2 of [Section 3.6](#) was applied to calculate a checksum of 0x1cc. The resulting signature is shown in the following table.

OTS Element Index (i)	Function Iteration Count (a = coef(H(msg) C(H(msg)), i, w))	OTS Element ($y[i] = F^a(x[i])$)
0	0	0xbfb757383fb08d324629115a84daf00b188d5695
1	11	0x4af079e885ddfd3245f29778d265e868a3bfeaa4
2	10	0xfbad1928bfc57b22bcd949192452293d07d6b9ad
3	9	0xb98063e184b4cb949a51e1bb76d99d4249c0b448
4	0	0xe62708eaf9c13801622563780302a0680ba9d39c
5	4	0x39343cba3ffa6d75074ce89831b3f3436108318c
6	14	0xfe08aa73607aec5664188a9dacdc34a295588c9a
7	10	0xd3346382119552d1ceb92a78597a00c956372bf0
8	14	0xf1dd245ec587c0a7a1b754cc327b27c839a6e46a
9	8	0xa5f158adc1decaf0c1edc1a3a5d8958d726627b5
10	7	0x06d2990f62f22f0c943a418473678e3ffdbff482
11	7	0xf3390b8d6e5229ae9c5d4c3f45e10455d8241a49
12	3	0x22dd5f9d3c89180caa0f695203d8cf90f3c359be
13	11	0x67999c4043f95de5f07d82b741347a3eb6ac0c25
14	7	0xc4ffe472d48adeb37c7360da70711462013b7a4e
15	0	0x5de81ec17090a82cb722f616362d380830f04841
16	12	0x2f892c824af65cc749f912a36dfa8ade2e4c3fd1
17	7	0xb644393e8030924403b594fb5cacd8b2d28862e2
18	5	0x31b8d2908911dbbf5ba1f479a854808945d9e948
19	3	0xa9a02269d24eb8fed6fb86101cbd0d8977219fb1

20	3	0xe4aae6e6a9fe1b0d5099513f170c111dee95714d
21	3	0xd79c16e7f2d4dd790e28bab0d562298c864e31e9
22	13	0xc29678f0bb4744597e04156f532646c98a0b42e8
23	11	0x57b31d75743ff0f9bcf2db39d9b6224110b8d27b
24	4	0x0a336d93aac081a2d849c612368b8cbb2fa9563a
25	13	0x917be0c94770a7bb12713a4bae801fb3c1c43002
26	14	0x91586feaadc6f691b6cb07c16c8a2ed0884666e84
27	2	0xdd4e4b720fb2517c4bc6f91ccb8725118e5770c6
28	15	0x491f6ec665f54c4b3cffaa02ec594d31e6e26c0e
29	3	0x4f5a082c9d9c9714701de0bf426e9f893484618c
30	10	0x11f7017313f0c9549c5d415a8abc25243028514d
31	12	0x6839a994fccb9cb76241d809146906a3d13f89f1
32	4	0x71cd1d9163d7cd563936837c61d97bb1a5337cc0
33	5	0x77c9034ffc0f9219841aa8e1edbf62017ef9fd1
34	10	0xad9f6034017d35c338ac35778dd6c4c1abe4472a
35	8	0x4a1c396b22e4f5cc2428045b36d13737c4007515
36	10	0x98cb57b779c5fd3f361cd5debc243303ae5baefd
37	13	0x29857298f274d6bf595eadc89e5464ccf9608a6c
38	4	0x95e35a26815a3ae9ad84a24464b174a29364da18
39	13	0x4afeb3b95b5b333759c0acdd96ce3f26314bb22b
40	13	0x325a37ee5e349b22b13b54b24be5145344e7b8f3
41	11	0x4f772c93f56fd6958ce135f02847996c67e1f2ef
42	10	0xd4f6d91c577594060be328b013c9e9b0e8a2e5d8
43	1	0x717e1a81c325cdccacb6e9fd9e92dd3e1bb84ae8

44	11	0x1dd363724ec66c090a1228dfa1cd3d9cc806f346
45	2	0x64b4110476dd0beea78714c5ab71278818792cfa
46	4	0xe22290e740056a144af50f0b10962b5bcc18fc82
47	2	0x34fd87046a183f4732a52bb7805ce207eebdafc5
48	15	0xbd2fdc5e4e8d0ed7c48c1bad9c2f7793fc2c9303
49	0	0xb3f47e2e8e2dcdd890ea00934b9d8234830dbc4a
50	11	0xcd29719c56cdb507030e6132132179e5807e1d3b
51	3	0xf9edb9b301916217de0d746a0542316bebe9e806
52	12	0x7a3801cbfe0cafed863d81210c1ec721eede49e5
53	15	0x5caba3ec960efa210f5f3e1c22c567ca475ef3ec
54	12	0xf911b5d148e1b03fe6983c53411f76ea78772379
55	1	0x06da2baa75c6ef752bf59f3812fa042ff8181209
56	9	0x2b29f5aa2f34af51a78a5fac586004f749c6e6dc
57	9	0x55e033ababac0845cc9142e24f9ef0a641c51cbe
58	3	0xb62d207bb700071fba8a68312ca204ce4d994c33
59	9	0x551d5c00fad905bdb99c4f70ec7590a10d3ff8ca
60	1	0x0d03b1845b5f8838d735142f185f9cf8f8d2db6c
61	13	0x3b5d9e49e7ede41cd9aa5a09f72a0384fd4ff511
62	13	0xa766b0278d14a9b7d32bf0307c0737a8ecf82ab1
63	8	0xca85296f354e6e3d2a96ab497c01e5ccd4530cf1
64	1	0x7bb29db7dd8aaaf1cd11487cea0d13730edb1df3
65	12	0x547ef341b3cf3208753bb1b62d85a4e3fc2cffe0
66	12	0xb890e1a99da4b2e0a9dde42f82f92d0946327cee

Table 12

Finally, based on the fact that the message is the first to be signed by the Merkle tree (i.e. using leaf node 0), the values of the leaf and interior nodes that compose the authentication path from leaf to root are determined as described in [Section 4.3](#). These values are marked with an asterisk ('*') in Table 14 and Table 15.

B.4. Signature Verification

The signature verification step was provided the following items:

1. $OTS = (y[0] || y[1] || \dots || y[p-1])$ - from Table 12.
2. Authentication Path = concatenation of $(k-1)*h$ Merkle tree node values - from Table 14 and Table 15.
3. Message Number = leaf number of Merkle tree.
4. Merkle Public Key = root of Merkle tree - from Table 9.

Using Algorithm 4 of [Section 3.8](#) as a start, the potential OTS public key was calculated from the value of the OTS. Since the actual OTS public key was not provided to the verifier, the calculated key was checked for validity using the pseudocode algorithm of [Section 4.4](#) and the provided values of the Authentication Path and Message Number. Since the message was valid, the calculated value of the root matched the Merkle public key. Otherwise, verification would have failed.

B.5. Intermediate Calculation Values

Key Element Index (i)	SHA256-20 Result for $w = 4$ ($F^{15}(x[i])$)
0	0x6eff4b0c224874ecc4e4f4500da53dbe2a030e45
1	0x58ac2c6c451c7779d67efefdb12e5c3d85475a94
2	0xb1f3e42e29c710d69268eed1bbdb7f5a500b7937
3	0x51d28e573aac2b84d659abb961c32c465e911b55
4	0xa0ed62bccac5888f5000ca6a01e5ffefd442a1c6
5	0x44da9e145666322422c1e2b5e21627e05aeb4367
6	0x04e7ff9213c2655f28364f659c35d3086d7414e1

7	0x414cdb3215408b9722a02577eeb71f9e016e4251
8	0xa3ab06b90a2b20f631175daa9454365a4f408e9e
9	0xe38acfd3c0a03faa82a0f4aeac1a7c04983fad25
10	0xd95a289094ccce8ad9ff1d5f9e38297f9bb306ff
11	0x593d148b22e33c32f18b66340bdaffceb3ad1a55
12	0x16b53fbea11dc7ab70c8336ec3c23881ae5d51bf
13	0xa639ca0cf871188cadd0020832c4f06e6ebd5f98
14	0xe3ab3e0c5ad79d6c8c2a7e9a79856d4380941fe0
15	0x8368c2933dabcde69c373867a9bf2dc78df97bea
16	0xe3609fca11545da156a7779ae565b1e3c87902c0
17	0xab029e62c7011772dc0589d79fad01aacf8d2177
18	0xa8310f1c27c1aa481192de07d4397b8c4716e25f
19	0xdbdbb14dbd9a5f03c1849af24b69b9e3f80faca2
20	0x1a17399d555dec07d3d4f6d54b2b87d2bcaa398b
21	0xf81c66cc522bfb203232e44d0003ed65d2462867
22	0x202a625b8c5f22de6ea081af6da077cf5c63202f
23	0x2e080f3591f5ff3d5de39c2698846cc107a09816
24	0xa1d9c78c22f9810e3b7db2d59ad9f5fdd259f4d4
25	0x658eeb85ebe0f4542c4d32dced2d7226929266b2
26	0x67fae1a784f919577afc091504d82d31b4ba9fc7
27	0xfc39fb43677fb2d433a6292f19c6e7320279655a
28	0x491f6ec665f54c4b3cffaa02ec594d31e6e26c0e
29	0x17cec813a5781409b11d2e4a85f62301c2fd8873
30	0xc578eb105454d900c053eb55833db607aa5757e0

31	0xaed094323290a41fd4b546919620e2f6b23916c8
32	0x192b5a87b5124dc287e06cdd4ec7c0c11f67dda6
33	0x4e9e2bdc1b0204d1ceeb68fb4159e752c40b9608
34	0xf34c57ad9ce45d67fd32dc2737e6263bcc5cc61f
35	0xf73bd27d376186310f83cc66e72060aeaccde371
36	0xeea482511acd8be783e9be42b48799653b222db4
37	0xa2e53196fec8676065b8f32b3e8498e66a4af3cf
38	0x670c98185157e1b28d38f7dafb00796b434c8316
39	0x441afb265b93595389aaa66325de792f343f209
40	0x7b6c50d20b5edc0bc90eb4b289770514cbc8d547
41	0xfde6e862a7ba3534893a3e630e209a24be590b1e
42	0xc59611200c20b2e73dfb24c84cedf4792d6daf10
43	0x66e3527bee88373d18f91b230b53b569361f0a15
44	0xd0fd79c7116198e689275fec9b4c46f4aac73293
45	0x65f07406ad4241e7cf4174c5f284267292cdbc32
46	0x7b1b5535d45f46542e2b876245b66ea83cde3d8f
47	0x7a11620934eb0eb17e10e4a8bbd52aa4b020da0e
48	0xbd2fdc5e4e8d0ed7c48c1bad9c2f7793fc2c9303
49	0x00432602437252a0622a30676dbaaef3023328b9
50	0x09a9c4b25034466a5acd7ff681af1c27e8f97577
51	0x4b31481d52aa5e1a261064bbd87ea46479a6be23
52	0xaca2ad4aa1264618ab633bf11cbca3cc8fa43091
53	0x5caba3ec960efa210f5f3e1c22c567ca475ef3ec
54	0x353e3ffcedfd9500141921cf2aebc2e111364dad

55	0xe1c498c32169c869174ccf2f1e71e7202f45fba7
56	0x5b8519a40d4305813936c7c00a96f5b4ceb603f1
57	0x3b942ae6a6bd328d08804ade771a0775bb3ff8f8
58	0x6f3be60ee1c34372599b8d634be72e168453bf10
59	0xf700c70bac24db0aab1257940661f5b57da6e817
60	0x85ccf60624b13663a290fa808c6bbecaf89523cd
61	0xd049be55ab703c44f42167d5d9e939c830df960f
62	0xd27a178ccc3b364c7e03d2266093a0d1dfdd9d51
63	0xd73c53fdddbe196b9ab56fcc5c9a4a57ad868cd1
64	0xb59a70a7372f0c121fa71727baaf6588eccec400
65	0x9b5bf379f989f9a499799c12a3202db58b084eed
66	0xccabf40f3c1dacf114b5e5f98a73103b4c1f9b55

Table 13

MTS Leaf (Level 2) Node Number	OTS Public Key ($H(x[0] x[1] \dots x[p-1])$)	Member of Authentication Path of Message 0
0	0x2db55a72075fcfab5aedbef77bf6b371 dfb489d6e61ad2884a248345e6910618	
1	0x8c6c6a1215bfe7fda10b7754e73cd984 a64823b1ab9d5f50feda6b151c0fee6d	*
2	0xc1fb91de68b3059c273e53596108ec7c f39923757597fe86439e91ce1c25fc84	*
3	0x1b511189baee50251335695b74d67c40 5a04eddaa79158a9090cc7c3eb204cbf	*
4	0xf3bcf088ccf9d00338b6c87e8f822da6 8ec471f88d1561193b3c017d20b3c971	
5	0x40584c059e6cc72fb61f7bd1b9c28e73 c689551e6e7de6b0b9b730fab9237531	
6	0x1b1d09de1ca16ca890036e018d7e73de b39b07de80c19dcc5e55a699f021d880	
7	0x83a82632acaac5418716f4f357f5007f 719d604525dbe1831c09a2ead9400a52	
8	0xccb8b2a1d60f731b5f51910eb427e211 96090d5cd2a077f33968b425301e3fbd	
9	0x616767ebf3c1f3ec662d8c57c630c6ae b31853fd40a18c3d831f5490610c1f16	
10	0x5a4b3e157b66327c75d7f01304d188e2 cecd1b6168240c11a01775d581b01fb6	
11	0xf25744b8a1c2184ba38521801bf4727c 407b85eb5aef8884d8fbb1c12e2f6108	
12	0xaf8189f51874999162890f72e0ef25e6 f76b4ab94dc53569bdd66507f5ab0d8e	
13	0x96251e396756686645f35cd059da329f 7083838d56c9ccacebbaf8486af18844	

14	0x773d5206e40065d3553c3c2ed2500122	
	e3ee6fd2c91f35a57f084dc839aab1fc	
15	0xcda7fae67ce2c3ed29ce426fdcd3f2a8	
	eb699e47a67a52f1c94e89726ffe97fa	

Table 14

MTS Interior (Level 1) Node Number	Node Value (H(child_0 child_1 ... child_k-1))	Member of Authentication Path of Message 0
0	0xb6a310deb55ed48004133ece2aebb25e d74defb77ebd8d63c79a42b5b4191b0c	
1	0x71a0c8b767ade2c97ebac069383e4dfb a1c06d5fd3f69a775711ea6470747664	*
2	0x91109fa97662dc88ae63037391ac2650 f6c664ac2448b54800a1df748953af31	*
3	0xd277fb8c89689525f90de567068d6c93 565df3588b97223276ef8e9495468996	*

Table 15

Authors' Addresses

David McGrew
Cisco Systems
13600 Dulles Technology Drive
Herndon, VA 20171
USA

Email: mcgrew@cisco.com

Michael Curcio
Cisco Systems
7025-2 Kit Creek Road
Research Triangle Park, NC 27709-4987
USA

Email: micurcio@cisco.com

