

Carpenter  
<[draft-murray-auth-ftp-ssl-04.txt](#)>  
Ltd

Martin

IBM UK

Hutchinson

Paul Ford-

Consultant

Independent Security

Hudson  
INTERNET-DRAFT  
Ltd

Tim

CryptSoft Pty

Murray

Eric

Consultant

Independent Security

27th August, 1998

This document expires on 27th February, 1999

### **Securing FTP with TLS**

Status of this Memo

This document is an Internet-Draft. Internet-Drafts are working documents of the Internet Engineering Task Force (IETF), its areas, and its working groups. Note that other groups may also distribute working documents as Internet-Drafts.

Internet-Drafts are draft documents valid for a maximum of six months and may be updated, replaced, or made obsolete by other documents at any time. It is inappropriate to use Internet-Drafts as reference material or to cite them other than as work in progress.

To learn the current status of any Internet-Draft, please check the `1id-abstracts.txt` listing contained in the Internet Drafts Shadow Directories on `ds.internic.net` (US East Coast), `nic.nordu.net` (Europe), `ftp.isi.edu` (US West Coast), or `munari.oz.au` (Pacific Rim).



Index

1. .... Abstract
  2. .... Introduction
  3. .... Audience
  4. .... Session negotiation on the control port
  5. .... Data Connection Behaviour
  6. .... Mechanisms for the AUTH Command
  7. .... SASL Considerations
  8. .... Data Connection Security
  9. .... A discussion of negotiation behaviour
  10. .... Who negotiates what, where and how
  11. .... Timing Diagrams
  12. .... Security Considerations
  13. .... IANA Considerations
  14. .... Network Management
  15. .... Internationalization
  16. .... Scalability & Limits
  17. .... Applicability
  18. .... Acknowledgements
  19. .... References
  20. .... Authors' Contact Addresses
- Appendices
- A. .... Summary of [[TLS-DESC](#)]
  - B. .... Summary of [[CAT-FTPSEC](#)]



## 1. Abstract

This document describes a mechanism that can be used by FTP clients and servers to implement security and authentication using the TLS protocol defined by the IETF TLS working group and the extensions to the FTP protocol defined by the IETF CAT working group. It describes

the subset of the extensions that are required and the parameters to be used; discusses some of the policy issues that clients and servers

will need to take; considers some of the implications of those policies and discusses some expected behaviours of implementations to

allow interoperation.

TLS is not the only mechanism for securing file transfer, however it does offer some of the following positive attributes:-

- Flexible security levels. TLS can support privacy, integrity, authentication or some combination of all of these. This allows clients and servers to dynamically, during a session, decide on the level of security required for a particular data transfer,

- Formalised public key management. By use of X.509 public certificates during the authentication phase, certificate management can be built into a central function. Whilst this may not be desirable for all uses of secured file transfer, it offers advantages in certain structured environments such as access to corporate data sources.

- Co-existence and interoperation with authentication mechanisms that are already in place for the HTTPS protocol. This allows web browsers to incorporate secure file transfer using the same infrastructure that has been set up to allow secure web browsing.

The TLS protocol is a development of the Netscape Communication Corporation's SSL protocol and this document can be used to allow the

FTP protocol to be used with either SSL or TLS. The actual protocol used will be decided by the negotiation of the protected session by the TLS/SSL layer.

Note that this specification is in accordance with the FTP RFC and relies on the TLS protocol and the CAT FTP security extensions.

## 2. Introduction

This document is an attempt to describe how three other documents should combined to provide a useful, interoperable, secure file

transfer protocol. Those documents are:-

Carpenter, Ford-Hutchinson, Hudson & Murray  
3]

[Page

[RFC 959](#) [[RFC-959](#)]

The description of the Internet File Transfer Protocol

[draft-ietf-tls-protocol-03.txt](#) [[TLS-DESC](#)]

The description of the Transport Layer Security protocol  
(developed from the Netscape Secure Sockets Layer (SSL)  
protocol version 3.0).

[draft-ietf-cat-ftpsec-09.txt](#) [[CAT-FTPSEC](#)]

Extensions to the FTP protocol to allow negotiation of  
security mechanisms to allow authentication, privacy and message  
integrity.

The File Transfer Protocol (FTP) currently defined in [[RFC-959](#)] and  
in place on the Internet is an excellent mechanism for exchanging  
files. The security extensions to FTP in [[CAT-FTPSEC](#)] offer a  
comprehensive set of commands and responses that can be used to add  
authentication, integrity and privacy to the FTP protocol. The TLS  
protocol is a popular (due to its wholesale adoption in the HTTP  
environment) mechanism for generally securing a socket connection.  
There are many ways in which these three protocols can be combined  
which would ensure that interoperation is impossible. This document  
describes one method by which FTP can operate securely in such a way  
as to provide both flexibility and interoperation. This  
necessitates

a brief description of the actual negotiation mechanism (if used); a  
much more detailed description of the policies and practices that  
would be required and a discussion of the expected behaviours of  
clients and servers to allow either party to impose their security  
requirements on the FTP session.

### **3. Audience**

This document is aimed at developers who wish to use TLS as a  
security mechanism to secure FTP clients and/or servers.

### **4. Session negotiation on the control port**

#### **4.1 Negotiated Session Security**

In this scenario, the server listens on the normal FTP control  
port {FTP-PORT} and the session initiation is not secured at all.  
Once the client wishes to secure the session, the AUTH command is  
sent and the server may then allow TLS negotiation to take place.





#### 4.1.1 Client wants a secured session

If a client wishes to attempt to secure a session then it should, in accordance with [[CAT-FTPSEC](#)] send the AUTH command with the parameter requesting TLS or SSL {TLS-PARM}.

The client then needs to behave according to its policies depending on the response received from the server and also the result of the TLS negotiation.

#### 4.1.2 Server wants a secured session

The FTP protocol does not allow a server to directly dictate client behaviour, however the same effect can be achieved by refusing to accept certain FTP commands until the session is secured to an acceptable level to the server.

#### 4.2 Implicit Session Security

In this scenario, the server listens on a distinct port {FTP-TLSPORT} to the normal unsecured FTP server. Upon connection, the client is expected to start the TLS negotiation. If the negotiation fails or succeeds at an unacceptable level of security then it will be a client and/or server policy decision to disconnect the session.

### **5. Data Connection Behaviour**

The Data Connection in the FTP model can be used in one of three ways. (Note: these descriptions are not necessarily placed in exact chronological order, but do describe the steps required.)

#### i) Classic FTP client/server data exchange

- The client obtains a port, sends the port number to the server, the server connects to the client. The client issues a send or receive request to the server on the control connection and the data transfer commences on the data connection.

ii) Firewall-Friendly client/server data exchange (as discussed in [[FTP-SOCKS](#)]) using the PASV command to reverse the direction of the data connection.

- The client requests that the server open a port, the server

obtains a port and returns it to the client. The client connects to the server on this port. The client issues a send

or receive request on the control connection and the data transfer commences on the data connection.

iii) Client initiated server/server data exchange (proxy or PASV connections)

- The client requests that server A opens a port, server A obtains a port and returns it to the client. The client sends this port number to server B. Server B connects to server A. The client sends a send or receive request to server A and the complement to server B and the data transfer commences. In this model server A is the proxy or PASV host and is a client for the Data Connection to server B.

For i) and ii) the FTP client will be the TLS client and the FTP server will be the TLS server.

That is to say, it does not matter which side initiates the connection with a connect() call or which side reacts to the connection via the accept() call, the FTP client as defined in [RFC-959] is always the TLS client as defined in [[TLS-DESC](#)].

In scenario iii) there is a problem in that neither server A nor server B is the TLS client given the fact that an FTP server must act

as a TLS server for Firewall-Friendly FTP [[FTP-SOCKS](#)]. Thus this is explicitly excluded in the security extensions document [[CAT-FTPSEC](#)], and in this document.

## **6. Mechanisms for the AUTH Command**

The AUTH command takes a single parameter to define the security mechanism to be negotiated. As the SSL/TLS protocols self-negotiate their levels there is no need to distinguish SSL vs TLS in the application layer. The proposed mechanism name for negotiating SSL/TLS will be the character string "TLS". This will allow the client and server to negotiate SSL or TLS on the control connection without altering the protection of the data channel. To protect the data channel as well, the PBSZ, PROT command sequence should be used.

We call this "Explicit Data Channel Protection".

However, there are clients and servers that exist today which use the

string "SSL" to indicate that negotiation should take place on the control connection and that the data connection should be implicitly protected (i.e. the PBSZ 0, PROT P command sequence is not required but the client and server will protect the data channel as if it had). This is "Implicit Data Channel Protection" and is included



primarily for backward compatibility.

To allow for streamlining of the negotiation, whilst allowing the "SSL" string to sink peacefully into disuse, the strings "TLS-P" and "TLS-C" will also be defined. "TLS-C" will be a synonym for "TLS" and "TLS-P" a synonym for "SSL". Thus we allow for strict compliance with [\[CAT-FTPSEC\]](#) by use of "TLS" or "TLS-C" and a quicker (2 less commands) and perhaps more sensible option "TLS-P" which will implicitly secure the data connection at the same time as securing the control connection.

Note: Regardless of the manner in which the data connection is secured (either implicitly by use of "TLS-P", "SSL" or connection to a well-known port for FTP protocol over TLS, or explicitly by use of the PBSZ/PROT sequence) the data connection state may be modified by the client issuing the PROT command with the new desired level of data channel protection and the server replying in the affirmative. This data channel protection negotiation can happen at any point in the session (even straight after a PORT or PASV command) and as often as is required.

See also [Section 12](#), "IANA Considerations".

## **7. SASL Considerations**

SASL is the Simple Authentication Security Layer. Currently, its definition can be found in the internet draft [\[SASL\]](#). This document attempts to define the means by which a connection-based protocol may identify and authenticate a client user to a server, with additional optional negotiation of protection for the remainder of that session.

Unfortunately, the SASL paradigm does not fit in neatly with the FTP-TLS protocol, mainly due to the fact that FTP uses two (independent) connections, and under FTP-TLS these may be at different (and possibly renegotiable) protection levels. Consequently, it is envisaged that SASL will sit underneath TLS on the control connection, and TLS (on both, either or neither connection) will be used for privacy and integrity (with optional authentication from TLS on either connection).

## **8. Data Connection Security**

The Data Connection security level is determined by two factors.

- 1) The mechanism used to negotiate security on the control connection will dictate the default (i.e. un-negotiated) security



level of the data port.

2) The PROT command, as specified in [[CAT-FTPSEC](#)] allows client/server negotiation of the security level of the data connection. Once a PROT command has been issued by the client and accepted by the server, the security of subsequent data connections should be at that level until another PROT command is issued, the session ends, or the security of the session (via an AUTH command) is re-negotiated).

#### Data Connection Security Negotiation (the PROT command)

Note: In line with [[CAT-FTPSEC](#)], there is no facility for securing the Data connection with an insecure Control connection.

The command defined in [[CAT-FTPSEC](#)] to negotiate data connection security is the PROT command. As defined there are four values that the PROT command parameter can take.

"C" - Clear - neither Integrity nor Privacy

"S" - Safe - Integrity without Privacy

"E" - Confidential - Privacy without Integrity

"P" - Private - Integrity and Privacy

As TLS negotiation encompasses (and exceeds) the Safe/Confidential/Private distinction, only Private (use TLS) and Clear (don't use TLS) are used.

For TLS, the data connection can have one of two security levels.

1) Clear

2)Private

With "Clear" protection level, the data connection is made without TLS at all. Thus the connection is unauthenticated and has no privacy or integrity. This might be the desired behaviour for servers sending file lists, pre-encrypted data or non-sensitive data (e.g. for anonymous FTP servers).

If the data connection security level is 'Private' then a TLS negotiation must take place, to the satisfaction of the Client and Server prior to any data being transmitted over the connection. The TLS layers of the Client and Server will be responsible for negotiating the exact TLS Cipher Suites that will be used (and





thus the eventual security of the connection).

In addition, the PBSZ (protection buffer size) command, as detailed in [[CAT-FTPSEC](#)], is compulsory prior to any PROT command.

This document also defines a data channel encapsulation mechanism for protected data buffers. For FTP-TLS, which appears to the FTP

application as a streaming protection mechanism, this is not required. Thus the PBSZ command must still be issued, but must have a parameter of "0" to indicate that no buffering is taking place and the data connection should not be encapsulated.

#### Initial Data Connection Security

For backward compatibility and ease of implementation the following rules govern the initial expected protection setting of the data connection.

Connections accepted on the 'secure FTP' port (see {FTP-TLSPORT}).

The initial state of the data connection will be "Private" (Although this does not follow [[CAT-FTPSEC](#)], this is how such clients tend to work today).

Connections accepted on the normal FTP port {FTP-PORT} with TLS/SSL negotiated via an "AUTH SSL" command.

The initial state of the data connection will be "Private" (Although this does not follow [[CAT-FTPSEC](#)], this is how such clients tend to work today).

Connections accepted on the normal FTP port {FTP-PORT} with TLS/SSL negotiated via an "AUTH <Mechanism>" command.

The initial state of the data connection will be "Clear" (this is the correct behaviour as indicated by [[CAT-FTPSEC](#)].)

Note: Connections made on other ports may be still behave in one of these ways, but that will be a local configuration issue.

### 9. A Discussion of Negotiation Behaviour

All these discussions assume that the negotiation has taken place by issuing the AUTH command with a mechanism that does not implicitly protect the data channel. Using a mechanism which does implicitly secure the data channel or connecting to a port which is implicitly protected will have similar issues.



### 9.1. The server's view of the control connection

A server may have a policy statement somewhere that might:

- Deny any command before TLS is negotiated (this might cause problems if a SITE or some such command is required prior to login)
- Deny certain commands before TLS is negotiated (such as

USER,

PASS or ACCT)

- Deny insecure USER commands for certain users (e.g. not ftp/anonymous)
- Deny secure USER commands for certain users (e.g. ftp/anonymous)
- Define the level(s) of TLS/SSL to be allowed
- Define the CipherSuites allowed to be used (perhaps on a per host/domain/... basis)
- Allow TLS authentication as a substitute for local authentication.
- Define data connection policies (see next section)

Note: The TLS negotiation may not be completed satisfactorily for the server, in which case it can be one of these states.

The TLS negotiation failed completely

In this case, the control connection should still be up in unprotected mode and the server should issue an unprotected

421

reply to end the session.

The TLS negotiation completed successfully, but the server decides that the session parameters are not acceptable

(e.g.

Distinguished Name in the client certificate is not permitted to use the server)

In this case, the control connection should still be up in a protected state, so the server can either continue to refuse

to

service commands or issue a 421 reply and close the connection.

The TLS negotiation failed during the TLS handshake

and

In this case, the control connection is in an unknown state

the server should simply drop the control connection.

Server code will be responsible for implementing the required policies and ensuring that the client is prevented from circumventing the chosen security by refusing to service those

commands that are against policy.

Carpenter, Ford-Hutchinson, Hudson & Murray  
10]

[Page

## 9.2. The server's view of the data connection

The server can take one of four basic views of the data connection

- 1 - Don't allow encryption at all (in which case the PROT command should not allow any value other than 'C' - if it is allowed at all)
- 2 - Allow the client to choose protection or not
- 3 - Insist on data protection (in which case the PROT command must be issued prior to the first attempted data transfer)
- 4 - Decide on one of the above three for each and every data connection

The server should only check the status of the data protection level (for options 3 and 4 above) on the actual command that will initiate the data transfer (and not on the PORT or PASV). The following commands cause data connections to be opened and thus may be rejected (before any 1xx) message due to an incorrect PROT setting.

STOR  
RETR  
NLST  
LIST  
STOU  
APPE

The reply to indicate that the PROT setting is incorrect is "521 data connection cannot be opened with this PROT setting"  
If the protection level indicates that TLS is required, then it should be negotiated once the data connection is made. Thus, the 150 reply only states that the command can be used given the current PROT level. Should the server not like the TLS negotiation then it will close the data port immediately and follow the 150 command with a 522 reply indicating that the TLS negotiation failed or was unacceptable. (Note: this means that the application can pass a standard list of CipherSuites to the TLS layer for negotiation and review the one negotiated for applicability in each instance).

is  
the  
It is quite reasonable for the server to insist that the data connection uses a TLS cached session. This might be a cache of a previous data connection or of the control connection. If this

the reason for the the refusal to allow the data transfer then

522 reply should indicate this.

Note: this has an important impact on client design, but allows



servers to minimise the cycles used during TLS negotiation by refusing to perform a full negotiation with a previously authenticated client.

It should be noted that the TLS authentication of the server will be authentication of the server host itself and not a user on the server host.

### 9.3. The client's view of the control connection

In most cases it is likely that the client will be using TLS because the server would refuse to interact insecurely. To allow for this, clients must be able to be flexible enough to manage the securing of a session at the appropriate time and still allow the user/server policies to dictate exactly when in the session the security is negotiated.

In the case where it is the client that is insisting on the securing of the session, it will need to ensure that the negotiations are all completed satisfactorily and will need to be able to inform the user sensibly should the server not support, or be prepared to use, the required security levels.

Clients must be coded in such a manner as to allow the timing of the AUTH, PBSZ and PROT commands to be flexible and dictated by the server. It is quite reasonable for a server to refuse certain commands prior to these commands, similarly it is quite possible to the AUTH. A client must allow a user to override the timing of these commands to suit a specific server. For example, a client should not insist on sending the AUTH as the first command in a session, nor should it insist on issuing a PBSZ, PROT pair directly after the AUTH. This may well be the default behaviour, but must be overridable by a user.

Note: The TLS negotiation may not be completed satisfactorily for the client, in which case it will be in one of these states:

The TLS negotiation failed completely

In this case, the control connection should still be up in unprotected mode and the client should issue an unprotected QUIT command to end the session.

The TLS negotiation completed successfully, but the client decides that the session parameters are not acceptable

(e.g.

Distinguished Name in certificate is not the actual server expected)

Carpenter, Ford-Hutchinson, Hudson & Murray  
12]

[Page



a  
QUIT  
In this case, the control connection should still be up in protected state, so the client should issue a protected command to end the session.

The TLS negotiation failed during the TLS handshake

In this case, the control connection is in an unknown state and the client should simply drop the control connection.

#### 9.4. The client's view of the data connection

##### Client security policies

Clients do not typically have 'policies' as such, instead they rely on the user defining their actions and, to a certain extent, are reactive to the server policy. Thus a client will need to have commands that will allow the user to switch the protection level of the data connection dynamically, however, there may be a general 'policy' that attempts all LIST and NLST commands on a Clear connection first (and automatically switches to Private if it fails). In this case there would need to be a user command available to ensure that a given data transfer was not attempted on an insecure data connection.

setting  
transfer  
accepted  
Clients also need to understand that the level of the PROT is only checked for a particular data transfer after that transfer has been requested. Thus a refusal by the server to accept a particular data transfer should not be read by the client as a refusal to accept that data protection level in toto, as not only may other data transfers be acceptable at that protection level, but it is entirely possible that the same transfer may be accepted at the same protection level at a later point in the session.

It should be noted that the TLS authentication of the client should be authentication of a user on the client host and not the client host itself.



## **10. Who negotiates what, where and how**

### 10.1. Do we protect at all ?

Client issues AUTH <Mechanism>, server accepts or rejects.  
If server needs AUTH, then it refuses to accept certain commands until it gets a successfully protected session.

### 10.2. What level of protection do we use ?

Decided entirely by the TLS CipherSuite negotiation.

### 10.3. Do we protect data connections in general ?

Client issues PROT command, server accepts or rejects.

### 10.4. Is protection required for a particular data transfer ?

A client would already have issued a PROT command if it required the connection to be protected.

If a server needs to have the connection protected then it will reply to the STOR/RETR/NLST/... command with a 522 indicating

that

the current state of the data connection protection level is not sufficient for that data transfer at that time.

### 10.5. What level of protection is required for a particular data transfer ?

Decided entirely by the TLS CipherSuite negotiation.

Thus it can be seen that, for flexibility, it is desirable for the FTP application to be able to interact with the TLS layer upon which it sits to define and discover the exact TLS CipherSuites that are

to

be/have been negotiated and make decisions accordingly. However it should be entirely possible, using the mechanisms described in this document, to have a TLS client or server sitting on top of a generic 'TLS socket layer'. In this case, interoperability for a client


with

a smart TLS-aware server may not be possible due to server policies.



**11. Timing Diagrams**

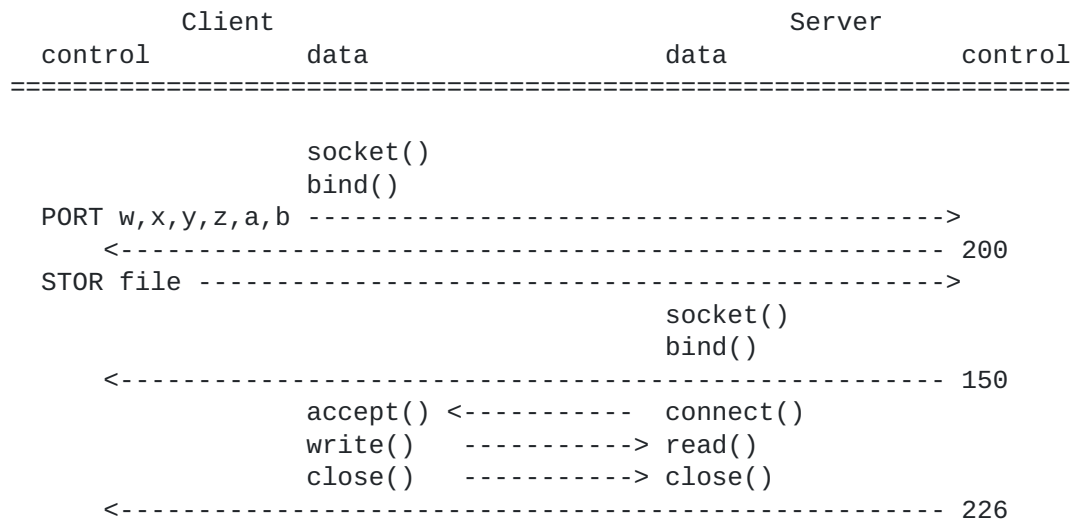
11.1. Establishing a protected session



Note: the order of the PBSZ/PROT pair and the USER/PASS pair (with respect to each other) is not important (i.e. the USER/PASS can happen prior to the PBSZ/PROT - or indeed the server can refuse to allow a PBSZ/PROT pair until the USER/PASS pair has happened).



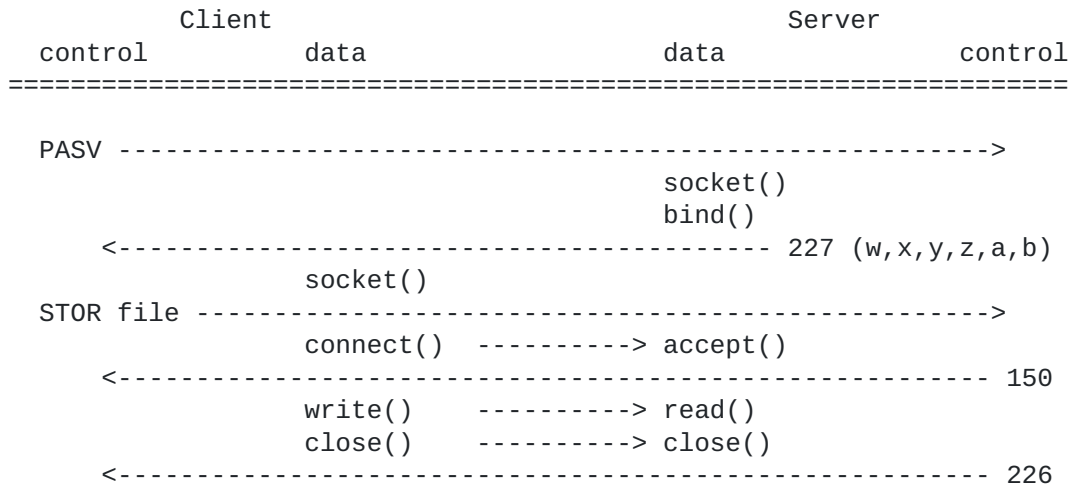
11.2. A standard data transfer without protection.







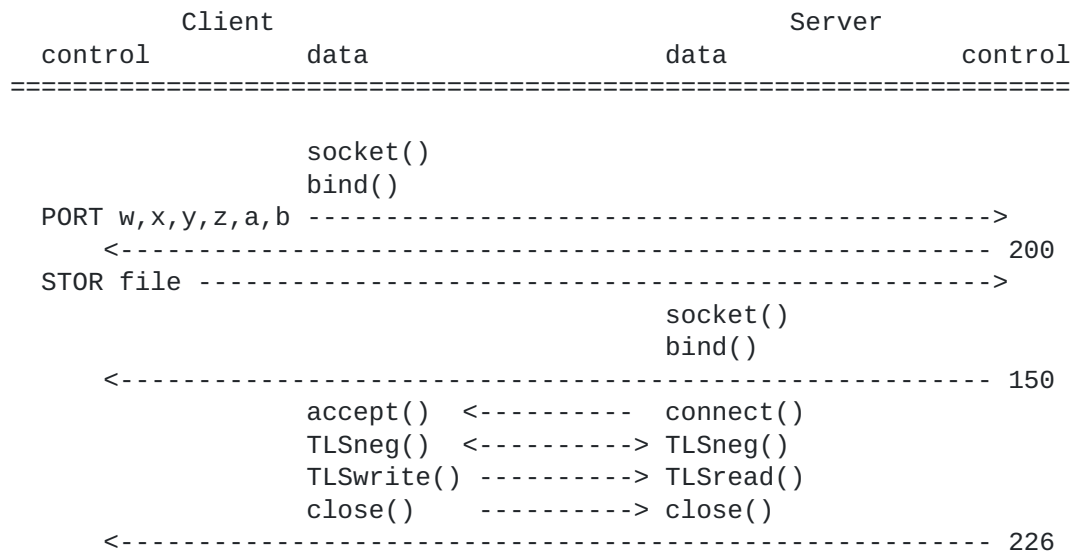
11.3. A firewall-friendly data transfer without protection



Note: Implementors should be aware that then connect()/accept() function is performed prior to the receipt of the reply from the STOR command. This contrasts with situation when (non-firewall-friendly) PORT is used prior to the STOR, and the accept()/connect() is performed after the reply from the aforementioned STOR has been dealt with.

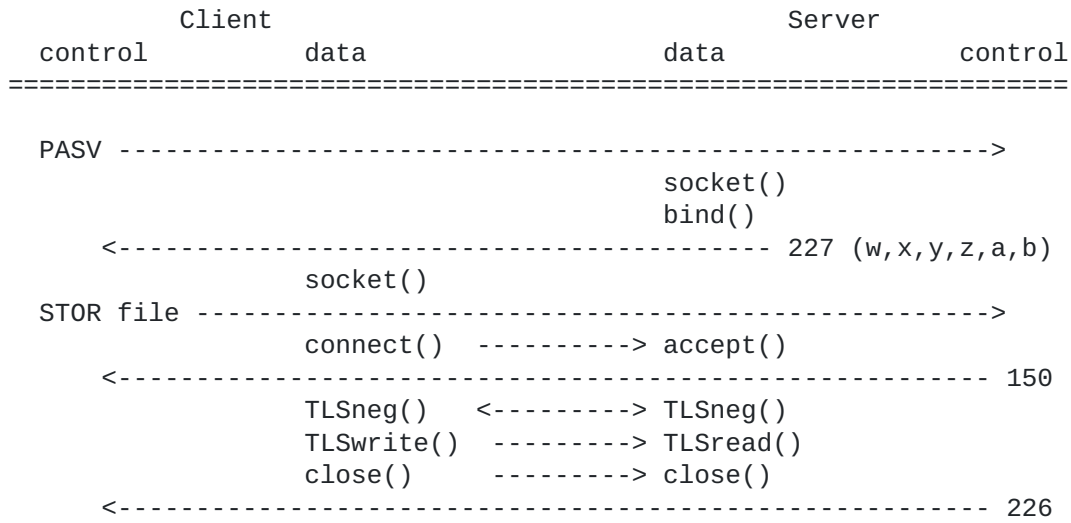


#### 11.4. A standard data transfer with protection





11.5. A firewall-friendly data transfer with protection





## **12. Security Considerations**

This entire document deals with security considerations related to the File Transfer Protocol.

## **13. IANA Considerations**

{FTP-PORT} - The port assigned to the FTP control connection is 21.

{FTP-TLSPORT} - A port to be assigned by the IANA for native TLS FTP connections on the control socket. This has been provisionally reserved as port 990.

{TLS-PARM} - A parameter for the AUTH command to indicate that TLS is required. It is recommended that "TLS", "TLS-C", "SSL" and "TLS-P" (all uppercase only) are acceptable, and mean the following :-

"TLS" or "TLS-C" - the TLS protocol or the SSL protocol will be negotiated on the control connection. The default protection setting for the Data connection is "Clear".

"SSL" or "TLS-P" - the TLS protocol or the SSL protocol will be negotiated on the control connection. The default protection setting for the Data connection is "Private".

## **14. Network Management**

NONE

## **15. Internationalization**

NONE

## **16. Scalability & Limits**

There are no issues other than those concerned with the ability of the server to refuse to have a complete TLS negotiation for each and every data connection, which will allow servers to retain throughput whilst using cycles only when necessary.





## **17. Applicability**

This mechanism is generally applicable as a mechanism for securing the FTP protocol. It is unlikely that anonymous FTP clients or servers will require such security (although some might like the authentication features without the privacy).

## **18. Acknowledgements**

- o Netscape Communications Corporation for the original SSL protocol.
- o Eric Young for the SSLeay libraries.
- o University of California, Berkley for the original implementations of FTP and ftpd on which the initial implementation of these extensions were layered.
- o IETF CAT working group.
- o IETF TLS working group.
- o IETF FTPEXT working group.



## **19. References**

[FTP-SOCKS] Bellovin, S., "Firewall-Friendly FTP"  
[RFC 1579](#), February 1994.

[TLS-DESC] A description of the TLS protocol.  
TLS (Transport Layer Security) is the IETF version of and  
enhancement to the Netscape SSL protocol. TLS is highly  
backwards  
compatible with SSL and discussions in this document are relevant  
to all versions of TLS and SSL. The current version of TLS is  
described in

T. Dierks, C. Allen, "The TLS Protocol Version 1.0"  
[draft-ietf-tls-protocol-05.txt](#).

[RFC-959] J. Postel, "File Transfer Protocol"  
[RFC 959](#), October 1985.

[SRA-FTP] "SRA - Secure RPC Authentication for TELNET and FTP  
Version  
1.1"  
file://ftp.funet.fi/security/login/telnet/doc/sra/sra.README

[CAT-FTPSEC] M. Horowitz, S. Lunt, "FTP Security Extensions"  
[RFC 2228](#), October 1997.

[SASL] J. Myers, "Simple Authentication and Security Layer"  
[RFC 2222](#), October 1997.



**20. Authors' Contact Addresses**

Tim Hudson  
CryptSoft Pty Ltd  
PO Box 6324  
Fairfield 4103  
Queensland  
Australia  
tel - +61 7 32781581  
fax -  
email - [tjh@cryptsoft.com](mailto:tjh@cryptsoft.com)

Martin Carpenter  
IBM UK Ltd  
PO Box 31  
Birmingham Road  
Warwick  
United Kingdom  
+44 1926 464834  
+44 1926 496482  
[mjc@uk.ibm.com](mailto:mjc@uk.ibm.com)

Paul Ford-Hutchinson  
Rich Reeve Ltd  
tel -  
fax -  
email - [pfh@dial.pipex.com](mailto:pfh@dial.pipex.com)

Eric Murray  
LNE Consulting  
+61 7 32781581  
[ericm@lne.com](mailto:ericm@lne.com)



## Appendices

### A. Summary of [\[TLS-DESC\]](#)

The TLS protocol is developed by the IETF TLS working group. It is based on the SSL protocol proposed by Netscape Communications Corporation. The structure of the start of a TLS session allows negotiation of the level of the protocol to be used - in this way, a client or server can simultaneously support TLS and SSL and negotiate the most appropriate for the connection.

The TLS protocol defines three security mechanisms that may be used (almost) independently. They are Authentication, Integrity and Privacy. It is possible to have an Authenticated session with no Privacy and with or without Integrity (useful for anonymous FTP sites, or sites with pre-encrypted data). For example, sessions with Authentication, Privacy and Integrity would be useful for control connections over an insecure network and data connections transferring confidential material.

The TLS protocol allows unauthenticated sessions; server authentication or client and server authentication. There is no mechanism for authenticating a client without first authenticating the server.

The basic mechanism of the TLS protocol is that (for an Authenticated, Private session) asymmetric encryption is used to authenticate clients and servers and exchange a session key for symmetric encryption which is to be used for the rest of the session.

The structure of the TLS session initialisation is that the client initiates the session with a "ClientHello" message. The server will respond with a "ServerHello" and the session negotiation will continue.

The TLS protocol allows session caching which is achieved by the client requesting that the server re-use a session context (Cipher Suite and symmetric key) in the ClientHello message. There is no reason why a second connection could not request a 'cached' session with the same context as an existing session.





## **B. Summary of [\[CAT-FTPSEC\]](#)**

### Extensions to FTP

The FTP Security Extensions document has 8 new commands to enhance the FTP protocol to allow negotiation of security and exchange of security data. Three of these commands (the AUTH, PBSZ and PROT commands) are used by this document to allow an FTP client to negotiate TLS with the server. The other commands are not required.

#### i) AUTH

This command is a request by the client to use an authentication and/or security mechanism.

The client will issue an "AUTH <Mechanism>" command which will be a request to the server to secure the control connection using the TLS (or SSL) protocol. It also governs the initial protection setting of the data channel (which may be changed by a subsequent PROT command).

#### ii) ADAT

This command is used to transmit security data required by the security mechanism agreed in a preceding AUTH command. This document does not use the ADAT command.

#### iii) PROT

This command is used by the client to instruct the type of security that is required on the Data connection.

The "PROT C" command will mean that TLS should not be used to secure the data connection; "PROT P" means that TLS should be used. "PROT E" and "PROT S" are not defined and generate a 536 reply from the server.

#### iv) PBSZ

This command is used to negotiate the size of the buffer to be used during secured data transfer.

The PBSZ command must be issued prior to the PROT command. The PBSZ command cannot be sent on an insecure control connection. For FTP and TLS the only valid value for the parameter is "0", all other values should receive a 200 reply with the text "PBSZ=0"



included.

v) CCC

This command is used to specify that the control channel no longer requires protection.  
This document does not use the CCC command.

vi) MIC

This command is used to send a normal FTP command with integrity protection.  
This document does not use the MIC command.

vii) CONF

This command is used to send a normal FTP command with confidentiality protection (encrypted).  
This document does not use the CONF command.

viii) ENC

This command is used to send a normal FTP command with confidentiality and integrity protection.  
This document does not use the ENC command.

This document expires on 27th February, 1999

