

Internet Area Working Group
Internet-Draft
Intended status: Experimental
Expires: January 9, 2020

V. Olteanu
D. Niculescu
University Politehnica of Bucharest
July 08, 2019

SOCKS Protocol Version 6
draft-olteanu-intarea-socks-6-07

Abstract

The SOCKS protocol is used primarily to proxy TCP connections to arbitrary destinations via the use of a proxy server. Under the latest version of the protocol (version 5), it takes 2 RTTs (or 3, if authentication is used) before data can flow between the client and the server.

This memo proposes SOCKS version 6, which reduces the number of RTTs used, takes full advantage of TCP Fast Open, and adds support for 0-RTT authentication.

Status of This Memo

This Internet-Draft is submitted in full conformance with the provisions of [BCP 78](#) and [BCP 79](#).

Internet-Drafts are working documents of the Internet Engineering Task Force (IETF). Note that other groups may also distribute working documents as Internet-Drafts. The list of current Internet-Drafts is at <https://datatracker.ietf.org/drafts/current/>.

Internet-Drafts are draft documents valid for a maximum of six months and may be updated, replaced, or obsoleted by other documents at any time. It is inappropriate to use Internet-Drafts as reference material or to cite them other than as "work in progress."

This Internet-Draft will expire on January 9, 2020.

Copyright Notice

Copyright (c) 2019 IETF Trust and the persons identified as the document authors. All rights reserved.

This document is subject to [BCP 78](#) and the IETF Trust's Legal Provisions Relating to IETF Documents (<https://trustee.ietf.org/license-info>) in effect on the date of publication of this document. Please review these documents carefully, as they describe your rights and restrictions with respect

to this document. Code Components extracted from this document must include Simplified BSD License text as described in Section 4.e of the Trust Legal Provisions and are provided without warranty as described in the Simplified BSD License.

Table of Contents

1.	Introduction	3
1.1.	Revision log	4
2.	Requirements language	9
3.	Mode of operation	9
4.	Requests	11
5.	Version Mismatch Replies	13
6.	Authentication Replies	13
7.	Operation Replies	14
7.1.	Handling CONNECT	16
7.2.	Handling BIND	16
7.3.	Handling UDP ASSOCIATE	16
7.3.1.	Proxying UDP servers	18
7.3.2.	Proxying multicast traffic	18
8.	SOCKS Options	18
8.1.	Stack options	19
8.1.1.	IP TOS options	20
8.1.2.	TFO options	21
8.1.3.	Multipath options	22
8.1.4.	Listen Backlog options	22
8.2.	Authentication Method options	23
8.3.	Authentication Data options	25
8.4.	Session options	25
8.4.1.	Session initiation	26
8.4.2.	Further SOCKS Requests	27
8.4.3.	Tearing down the session	28
8.5.	Idempotence options	28
8.5.1.	Requesting a token window	29
8.5.2.	Spending a token	30
8.5.3.	Shifting windows	31
8.5.4.	Out-of-order Window Advertisements	31
8.6.	Address Resolution Options	31
8.6.1.	Forward resolution	31
8.6.2.	Reverse resolution	32
9.	Username/Password Authentication	33
10.	TCP Fast Open on the Client-Proxy Leg	34
11.	False Starts	34
12.	Security Considerations	35
12.1.	Large requests	35
12.2.	Replay attacks	35
12.3.	Resource exhaustion	35
13.	IANA Considerations	36

14.	Acknowledgements	37
15.	References	37
15.1.	Normative References	37
15.2.	Informative References	37
	Authors' Addresses	38

[1.](#) Introduction

Versions 4 and 5 [[RFC1928](#)] of the SOCKS protocol were developed two decades ago and are in widespread use for circuit level gateways or as circumvention tools, and enjoy wide support and usage from various software, such as web browsers, SSH clients, and proxifiers.

However, their design needs an update in order to take advantage of the new features of transport protocols, such as TCP Fast Open [[RFC7413](#)], or to better assist newer transport protocols, such as MPTCP [[RFC6824](#)].

One of the main issues faced by SOCKS version 5 is that, when taking into account the TCP handshake, method negotiation, authentication, connection request and grant, it may take up to 5 RTTs for a data exchange to take place at the application layer. This is especially costly in networks with a large delay at the access layer, such as 3G, 4G, or satellite.

The desire to reduce the number of RTTs manifests itself in the design of newer security protocols. TLS version 1.3 [[RFC8446](#)] defines a zero round trip (0-RTT) handshake mode for connections if the client and server had previously communicated.

TCP Fast Open [[RFC7413](#)] is a TCP option that allows TCP to send data in the SYN and receive a response in the first ACK, and aims at obtaining a data response in one RTT. The SOCKS protocol needs to concern itself with at least two TFO deployment scenarios: First, when TFO is available end-to-end (at the client, at the proxy, and at the server); second, when TFO is active between the client and the proxy, but not at the server.

This document describes the SOCKS protocol version 6. The key improvements over SOCKS version 5 are:

- o The client sends as much information upfront as possible, and does not wait for the authentication process to conclude before requesting the creation of a socket.
- o The connection request also mimics the semantics of TCP Fast Open [[RFC7413](#)]. As part of the connection request, the client can supply the potential payload for the initial SYN that is sent out to the server.

- o The protocol can be extended via options without breaking backward-compatibility.
- o The protocol can leverage the aforementioned options to support 0-RTT authentication schemes.

1.1. Revision log

Typos and minor clarifications are not listed.

draft-07

- o All fields are now aligned.
- o Eliminated version minors
- o Lots of changes to options
 - * 2-byte option kinds
 - * Flattened option kinds/types/reply codes; also renamed some options
 - * Socket options
 - + Proxies MUST always answer them (Clients can probe for support)
 - + MPTCP Options: expanded functionality ("please do/don't do MPTCP on my behalf")
 - + MPTCP Scheduler options removed
 - + Listen Backlog options: code changed to 0x03
 - * Revamped Idempotence options
 - * Auth data options limited to one per method
- o Authentication Reply: all authentication-related information is now in the options
 - * Authentication replies no longer have a field indicating the chosen auth. method
 - * Method that must proceed (or whereby authentication succeeded) indicated in options

- * Username/password authentication: proxy now sends reply in option
- o Removed requirements w.r.t. caching authentication methods by multihomed clients
- o UDP: 8-byte association IDs
- o Sessions
 - * The proxy is now free to terminate ongoing connections along with the session.
 - * The session-terminating request is not part of the session that it terminated.
- o Address Resolution options

[draft-06](#)

- o Session options
- o Options now have a 2-byte length field.
- o Stack options
 - * Stack options can no longer contain duplicate information.
 - * TFO: Better payload size semantics
 - * TOS: Added missing code field.
 - * MPTCP Scheduler options:
 - + Removed support for round-robin
 - + "Default" renamed to "Lowest latency first"
 - * Listen Backlog options: now tied to sessions, instead of an authenticated user
- o Idempotence options
 - * Now used in the context of a session (no longer tied to an authenticated user)
 - * Idempotence options have a different codepoint: 0x05. (Was 0x04.)

- * Clarified that implementations that support Idempotence Options must support all Idempotence Option Types.
- * Shifted Idempotence Option Types by 1. (Makes implementation easier.)
- o Shrunk vendor-specific option range to 32 (down from 64).
- o Removed reference to dropping initial data. (It could no longer be done as of -05.)
- o Initial data size capped at 16KB.
- o Application data is never encrypted by SOCKS 6. (It can still be encrypted by the TLS layer under SOCKS.)
- o Messages now carry the total length of the options, rather than the number of options. Limited options length to 16KB.
- o Security Considerations
 - * Updated the section to reflect the smaller maximum message size.
 - * Added a subsection on resource exhaustion.

[draft-05](#)

- o Limited the "slow" authentication negotiations to one (and Authentication Replies to 2)
- o Revamped the handling of the first bytes in the application data stream
 - * False starts are now recommended. (Added the "False Start" section.)
 - * Initial data is only available to clients willing to do "slow" authentication. Moved the "Initial data size" field from Requests to Authentication Method options.
 - * Initial data size capped at 2^{13} . Initial data can no longer be dropped by the proxy.
 - * The TFO option can hint at the desired SYN payload size.
- o Request: clarified the meaning of the Address and Port fields.

- o Better reverse TCP proxy support: optional listen backlog for TCP BIND
- o TF0 options can no longer be placed inside Operation Replies.
- o IP TOS stack option
- o Suggested a range for vendor-specific options.
- o Revamped UDP functionality
 - * Now using fixed UDP ports
 - * DTLS support
- o Stack options: renamed Proxy-Server leg to Proxy-Remote leg

[draft-04](#)

- o Moved Token Expenditure Replies to the Authentication Reply.
- o Shifted the Initial Data Size field in the Request, in order to make it easier to parse.

[draft-03](#)

- o Shifted some fields in the Operation Reply to make it easier to parse.
- o Added connection attempt timeout response code to Operation Replies.
- o Proxies send an additional Authentication Reply after the authentication phase. (Useful for token window advertisements.)
- o Renamed the section "Connection Requests" to "Requests"
- o Clarified the fact that proxies don't need to support any command in particular.
- o Added the section "TCP Fast Open on the Client-Proxy Leg"
- o Options:
 - * Added constants for option kinds
 - * Salt options removed, along with the relevant section from Security Considerations. (TLS 1.3 Makes AEAD mandatory.)

- * Limited Authentication Data options to one per method.
- * Relaxed proxy requirements with regard to handling multiple Authentication Data options. (When the client violates the above bullet point.)
- * Removed interdependence between Authentication Method and Authentication Data options.
- * Clients SHOULD omit advertising the "No authentication required" option. (Was MAY.)
- * Idempotence options:
 - + Token Window Advertisements are now part of successful Authentication Replies (so that the proxy-server RTT has no impact on their timeliness).
 - + Proxies can't advertise token windows of size 0.
 - + Tweaked token expenditure response codes.
 - + Support no longer mandatory on the proxy side.
- * Revamped Socket options
 - + Renamed Socket options to Stack options.
 - + Banned contradictory socket options.
 - + Added socket level for generic IP. Removed the "socket" socket level.
 - + Stack options no longer use option codes from setsockopt().
 - + Changed MPTCP Scheduler constants.

[draft-02](#)

- o Made support for Idempotence options mandatory for proxies.
- o Clarified what happens when proxies can not or will not issue tokens.
- o Limited token windows to $2^{31} - 1$.
- o Fixed definition of "less than" for tokens.

- o NOOP commands now trigger Operation Replies.
- o Renamed Authentication options to Authentication Data options.
- o Authentication Data options are no longer mandatory.
- o Authentication methods are now advertised via options.
- o Shifted some Request fields.
- o Option range for vendor-specific options.
- o Socket options.
- o Password authentication.
- o Salt options.

[draft-01](#)

- o Added this section.
- o Support for idempotent commands.
- o Removed version numbers from operation replies.
- o Request port number for SOCKS over TLS. Deprecate encryption/encapsulation within SOCKS.
- o Added Version Mismatch Replies.
- o Renamed the AUTH command to NOOP.
- o Shifted some fields to make requests and operation replies easier to parse.

[2.](#) Requirements language

The key words "MUST", "MUST NOT", "REQUIRED", "SHALL", "SHALL NOT", "SHOULD", "SHOULD NOT", "RECOMMENDED", "MAY", and "OPTIONAL" in this document are to be interpreted as described in [[RFC2119](#)].

[3.](#) Mode of operation

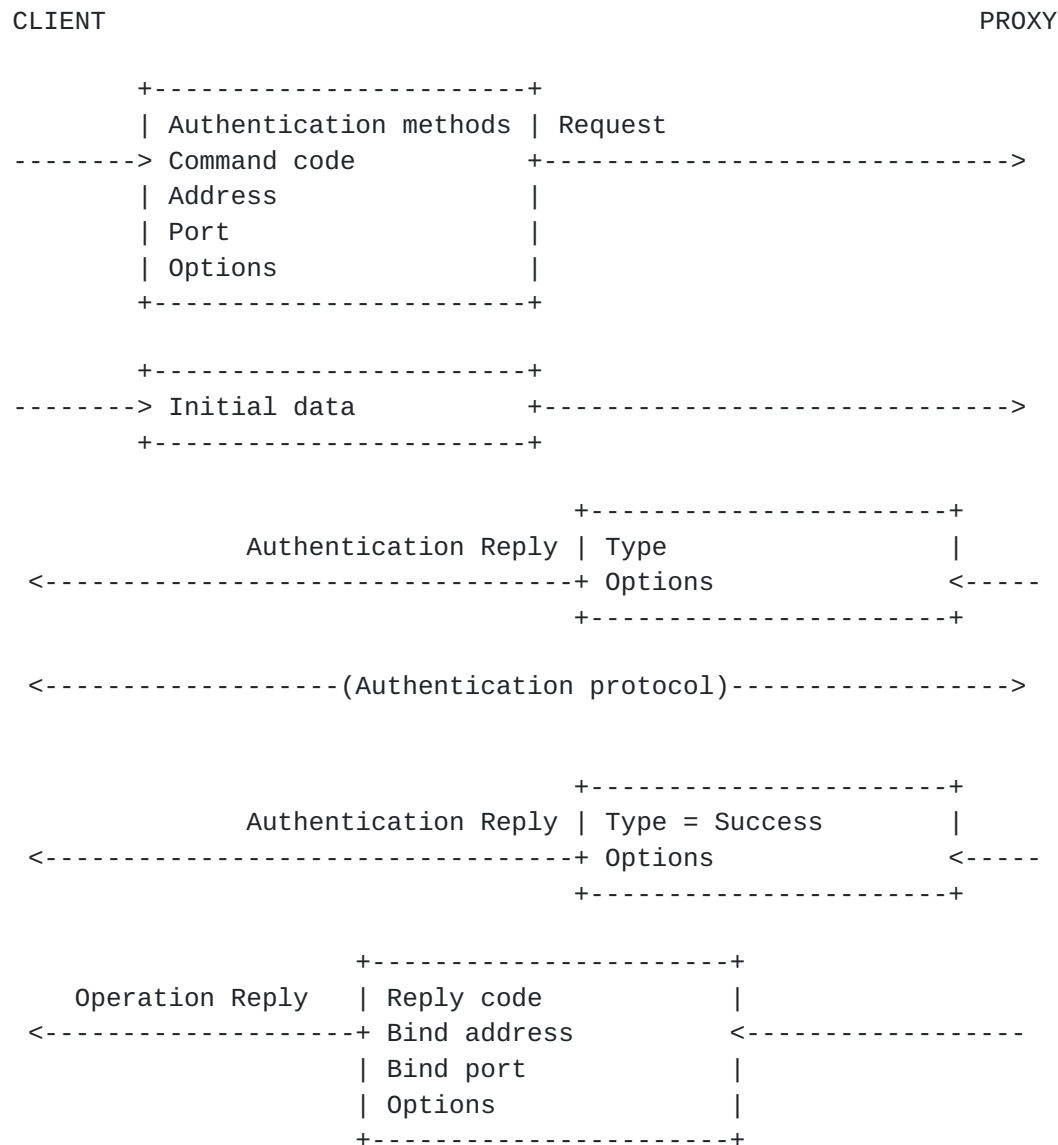


Figure 1: The SOCKS version 6 protocol message exchange

When a TCP-based client wishes to establish a connection to a server, it must open a TCP connection to the appropriate SOCKS port on the SOCKS proxy. The client then enters a negotiation phase, by sending the request in Figure 1, that contains, in addition to fields present in SOCKS 5 [[RFC1928](#)], fields that facilitate low RTT usage and faster authentication negotiation.

Next, the server sends an authentication reply. If the request did not contain the necessary authentication information, the proxy indicates an authentication method that must proceed. This may trigger a longer authentication sequence that could include tokens

for ulterior faster authentications. The part labeled "Authentication protocol" is specific to the authentication method employed and is not expected to be employed for every connection between a client and its proxy server. The authentication protocol typically takes up 1 RTT or more.

If the authentication is successful, an operation reply is generated by the proxy. It indicates whether the proxy was successful in creating the requested socket or not.

In the fast case, when authentication is properly set up, the proxy attempts to create the socket immediately after the receipt of the request, thus achieving an operational connection in one RTT (provided TFO functionality is available at the client, proxy, and server).

4. Requests

The client starts by sending a request to the proxy.

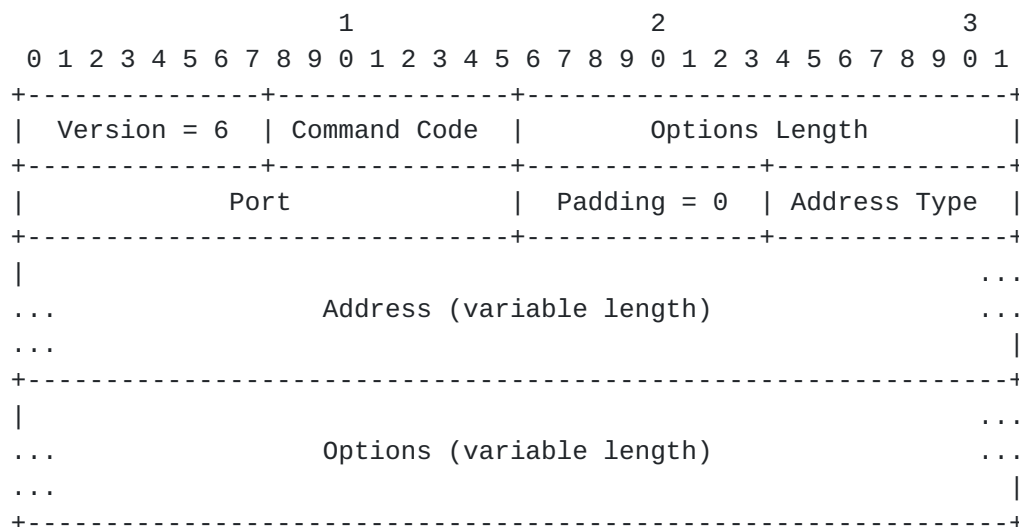


Figure 2: SOCKS 6 Request

- o Version: 6
- o Command Code:
 - * 0x00 NOOP: does nothing.
 - * 0x01 CONNECT: requests the establishment of a TCP connection. TFO MUST NOT be used unless explicitly requested.
 - * 0x02 BIND: requests the establishment of a TCP port binding.

- * 0x03 UDP ASSOCIATE: requests a UDP port association.
- o Address Type:
 - * 0x01: IPv4
 - * 0x03: Domain Name
 - * 0x04: IPv6
- o Address: this field's format depends on the address type:
 - * IPv4: a 4-byte IPv4 address
 - * Domain Name: one byte that contains the length of the FQDN, followed by the FQDN itself. The string is not NUL-terminated, but padded by NUL characters, if needed.
 - * IPv6: a 16-byte IPv6 address
- o Port: the port in network byte order.
- o Padding: set to 0
- o Options Length: the total size of the SOCKS options that appear in the Options field. MUST NOT exceed 16KB.
- o Options: see [Section 8](#).

The Address and Port fields have different meanings based on the Command Code:

- o NOOP: The fields have no meaning. The Address Type field MUST be either 0x01 (IPv4) or 0x04 (IPv6). The Address and Port fields MUST be 0.
- o CONNECT: The fields signify the address and port to which the client wishes to connect.
- o BIND, UDP ASSOCIATE: The fields indicate the desired bind address and port. If the client does not require a certain address, it can set the Address Type field to 0x01 (IPv4) or 0x04 (IPv6), and the Address field to 0. Likewise, if the client does not require a certain port, it can set the Port field to 0.

Clients can advertise their supported authentication methods by including an Authentication Method Advertisement option (see [Section 8.2](#)).

5. Version Mismatch Replies

Upon receipt of a request starting with a version number other than 6, the proxy sends the following response:

```

 0 1 2 3 4 5 6 7
+-----+
| Version = 6 |
+-----+

```

Figure 3: SOCKS 6 Version Mismatch Reply

- o Version: 6

A client **MUST** close the connection after receiving such a reply.

6. Authentication Replies

Upon receipt of a valid request, the proxy sends an Authentication Reply:

```

          1                2                3
 0 1 2 3 4 5 6 7 8 9 0 1 2 3 4 5 6 7 8 9 0 1 2 3 4 5 6 7 8 9 0 1
+-----+-----+-----+
| Version = 6 |   Type   | Options Length |
+-----+-----+-----+
|                                     ...
...           Options (variable length)           ...
...                                     |
+-----+-----+-----+

```

Figure 4: SOCKS 6 Authentication Reply

- o Version: 6
- o Type:
 - * 0x00: authentication successful.
 - * 0x01: authentication failed.
- o Options Length: the total size of the SOCKS options that appear in the Options field. **MUST NOT** exceed 16KB.
- o Options: see [Section 8](#).

If the server signals that the authentication has failed and does not signal that any authentication negotiation can continue (via an Authentication Method Selection option), the client **MUST** close the connection.

The client and proxy begin a method-specific negotiation. During such negotiations, the proxy **MAY** supply information that allows the client to authenticate a future request using an Authentication Data option. Application data is not subject to any encryption negotiated during this phase. Descriptions of such negotiations are beyond the scope of this memo.

When the negotiation is complete (either successfully or unsuccessfully), the proxy sends a second Authentication Reply. The second Authentication Reply **MUST NOT** allow for further negotiations.

7. Operation Replies

After the authentication negotiations are complete, the proxy sends an Operation Reply:

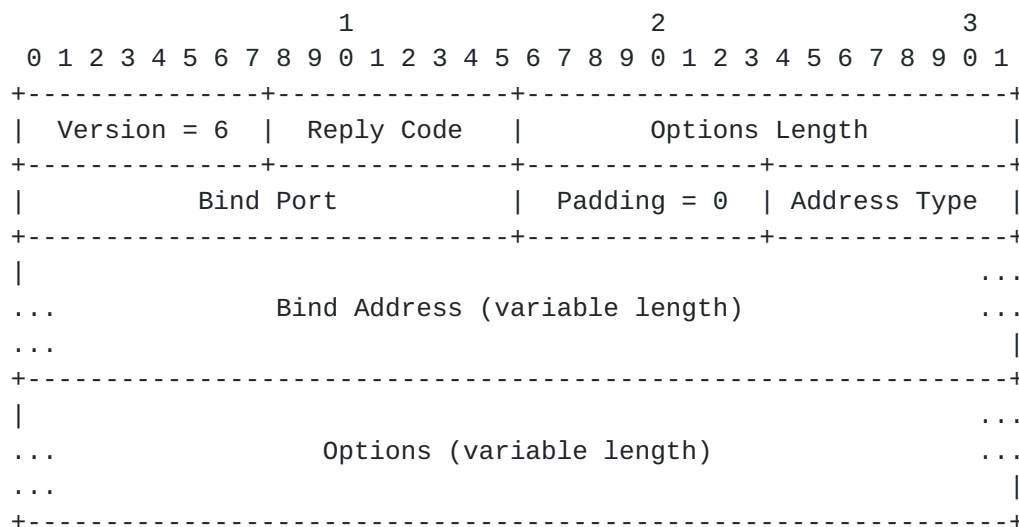


Figure 5: SOCKS 6 Operation Reply

- o Version: 6
- o Reply Code:
 - * 0x00: Success
 - * 0x01: General SOCKS server failure

- * 0x02: Connection not allowed by ruleset
- * 0x03: Network unreachable
- * 0x04: Host unreachable
- * 0x05: Connection refused
- * 0x06: TTL expired
- * 0x07: Command not supported
- * 0x08: Address type not supported
- * 0x09: Connection attempt timed out
- o Bind Port: the proxy bound port in network byte order.
- o Padding: set to 0
- o Address Type:
 - * 0x01: IPv4
 - * 0x03: Domain Name
 - * 0x04: IPv6
- o Bind Address: the proxy bound address in the following format:
 - * IPv4: a 4-byte IPv4 address
 - * Domain Name: one byte that contains the length of the FQDN, followed by the FQDN itself. The string is not NUL-terminated, but padded by NUL characters, if needed.
 - * IPv6: a 16-byte IPv6 address
- o Options Length: the total size of the SOCKS options that appear in the Options field. MUST NOT exceed 16KB.
- o Options: see [Section 8](#).

Proxy implementations MAY support any subset of the client commands listed in [Section 4](#).

If the proxy returns a reply code other than "Success", the client MUST close the connection.

If the client issued an NOOP command, the client MUST close the connection after receiving the Operation Reply.

7.1. Handling CONNECT

In case the client has issued a CONNECT request, data can now pass.

7.2. Handling BIND

In case the client has issued a BIND request, it must wait for a second Operation reply from the proxy, which signifies that a host has connected to the bound port. The Bind Address and Bind Port fields contain the address and port of the connecting host. Afterwards, application data may pass.

7.3. Handling UDP ASSOCIATE

Proxies offering UDP functionality must be configured with a UDP port used for relaying UDP datagrams to and from the client, and/or a port used for relaying datagrams over DTLS.

Following a successful Operation Reply, the proxy sends a UDP Association Initialization message:

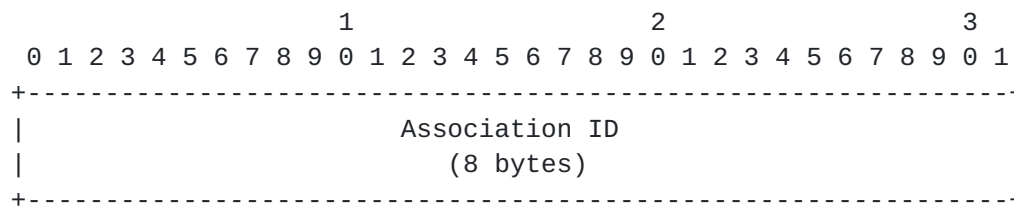


Figure 6: UDP Association Initialization

- o Association ID: the identifier of the UDP association

Proxy implementations SHOULD generate Association IDs randomly or pseudo-randomly.

Clients may start sending UDP datagrams to the proxy either in plaintext, or over an established DTLS session, using the proxy's configured UDP ports. A client's datagrams are prefixed by a SOCKS Datagram Header, indicating the remote host's address and port:

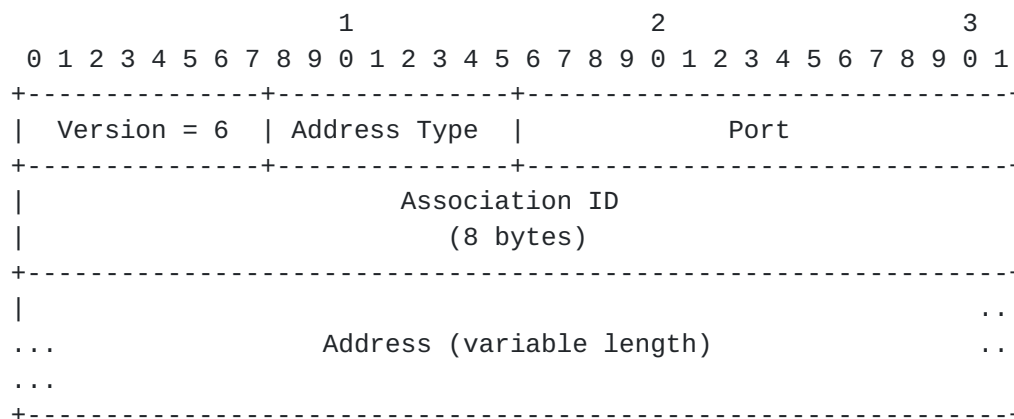


Figure 7: SOCKS 6 Datagram Header

- o Version: 0x06
- o Association ID: the identifier of the UDP association
- o Address Type:
 - * 0x01: IPv4
 - * 0x03: Domain Name
 - * 0x04: IPv6
- o Address: this field's format depends on the address type:
 - * IPv4: a 4-byte IPv4 address
 - * Domain Name: one byte that contains the length of the FQDN, followed by the FQDN itself. The string is not NUL-terminated.
 - * IPv6: a 16-byte IPv6 address
- o Port: the port in network byte order.

Following the receipt of the first datagram from the client, the proxy makes a one-way mapping between the Association ID and:

- o the 5-tuple of the UDP conversation, if the datagram was received over plain UDP, or
- o the DTLS connection, if the datagram was received over DTLS. The DTLS connection is identified either by its 5-tuple, or some other mechanism, like [[I-D.ietf-tls-dtls-connection-id](#)].

Further datagrams carrying the same Association ID, but not matching the established mapping, are silently dropped.

The proxy then sends an UDP Association Confirmation message over the TCP connection with the client:

```

 0 1 2 3 4 5 6 7
+-----+
| Status = 0 |
+-----+

```

Figure 8: UDP Association Confirmation

- o Status: MUST be 0x00

Following the confirmation message, UDP packets bound for the proxy's bind address and port are relayed to the client, also prefixed by a Datagram Header.

The UDP association remains active for as long as the TCP connection between the client and the proxy is kept open.

[7.3.1.](#) Proxying UDP servers

Under some circumstances (e.g. when hosting a server), the SOCKS client expects the remote host to send UDP datagrams first. As such, the SOCKS client must trigger a UDP Association Confirmation without having the proxy relay any datagrams on its behalf.

To that end, it sends an empty datagram prefixed by a Datagram Header with an IP address and port consisting of zeroes. The client SHOULD resend the empty datagram if an UDP Association Confirmation is not received after a timeout.

[7.3.2.](#) Proxying multicast traffic

The use of multicast addresses is permitted for UDP traffic only.

[8.](#) SOCKS Options

SOCKS options have the following format:

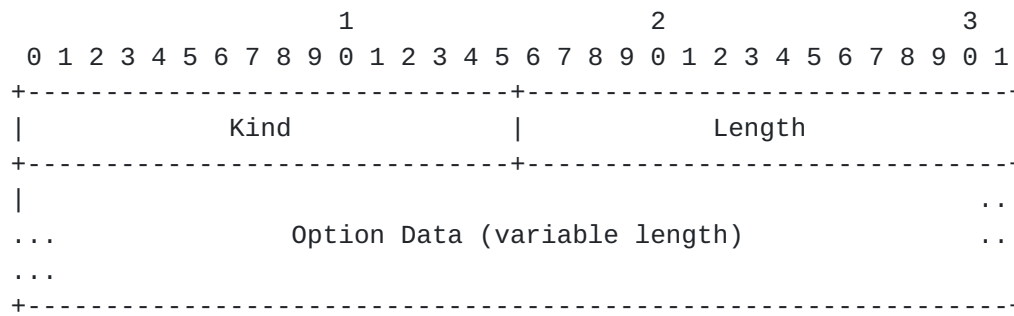


Figure 9: SOCKS 6 Option

- o Kind: Allocated by IANA. (See [Section 13](#).)
- o Length: The total length of the option. MUST be a multiple of 4.
- o Option Data: The contents are specific to each option kind.

Unless otherwise noted, client and proxy implementations MAY omit supporting any of the options described in this document. Upon encountering an unsupported option, a SOCKS endpoint MUST silently ignore it.

8.1. Stack options

Stack options can be used by clients to alter the behavior of the protocols on top of which SOCKS is running, as well the protocols used by the proxy to communicate with the remote host (i.e. IP, TCP, UDP). A Stack option can affect either the proxy's protocol on the client-proxy leg or on the proxy-remote leg. Clients can only place Stack options inside SOCKS Requests.

Proxies MAY choose not to honor any Stack options sent by the client.

Proxies include Stack options in their Operation Replies to signal their behavior, and MUST do so for every supported Stack option sent by the client. Said options MAY also be unsolicited, i. e. the proxy MAY send them to signal behaviour that was not explicitly requested by the client.

If a particular Stack option is unsupported, the proxy MUST silently ignore it.

In case of UDP ASSOCIATE, the stack options refer to the UDP traffic relayed by the proxy.

Stack options that are part of the same message MUST NOT contradict one another or contain duplicate information.

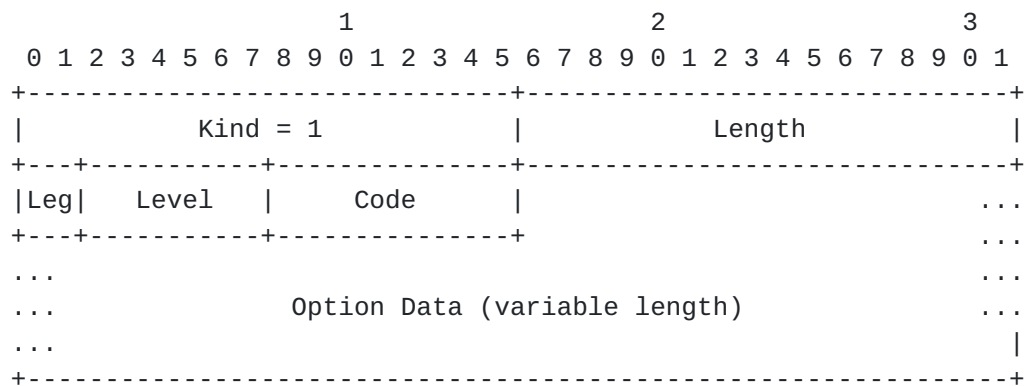


Figure 10: Stack Option

o Leg:

- * 1: Client-Proxy Leg
- * 2: Proxy-Remote Leg
- * 3: Both Legs

o Level:

- * 1: IP: options that apply to either IPv4 or IPv6
- * 2: IPv4
- * 3: IPv6
- * 4: TCP
- * 5: UDP

o Code: Option code

o Option Data: Option-specific data

[8.1.1. IP TOS options](#)

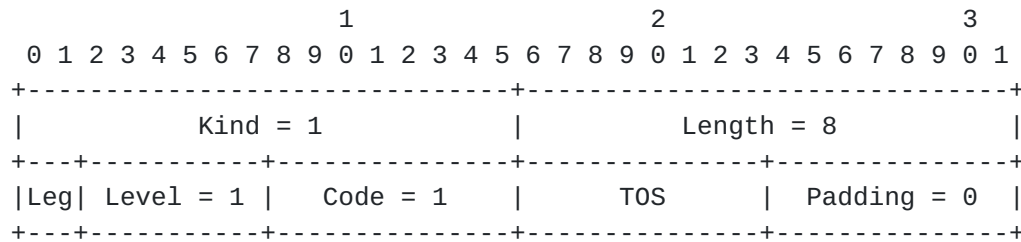


Figure 11: IP TOS Option

- o TOS: The IP TOS code

The client can use IP TOS options to request that the proxy use a certain value for the IP TOS field. Likewise, the proxy can use IP TOS options to advertise the TOS values being used.

8.1.2. TFO options

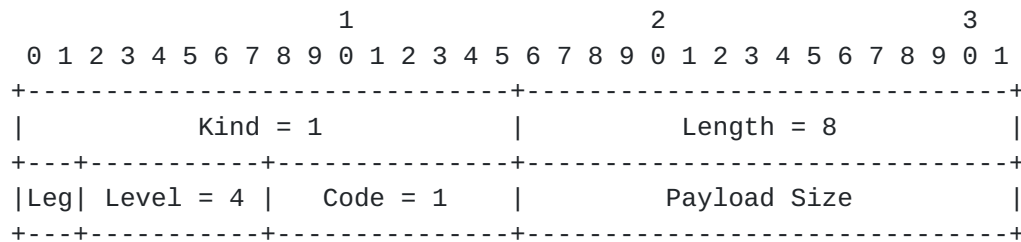


Figure 12: TFO Option

- o Leg: 0x02 (Proxy-Remote leg).
- o Payload Size: The desired payload size of the TFO SYN. Ignored in case of a BIND command.

If a SOCKS Request contains a TFO option, the proxy SHOULD attempt to use TFO in case of a CONNECT command, or accept TFO in case of a BIND command. Otherwise, the proxy MUST NOT attempt to use TFO in case of a CONNECT command, or accept TFO in case of a BIND command.

In case of a CONNECT command, the client can indicate the desired payload size of the SYN. If the field is 0, the proxy can use an arbitrary payload size. If the field is non-zero, the proxy MUST NOT use a payload size larger than the one indicated. The proxy MAY use a smaller payload size than the one indicated.

8.1.3. Multipath options

In case of a CONNECT or BIND command, the client can inform the proxy whether MPTCP is desired on the proxy-remote leg by sending a Multipath option.

Conversely, the proxy can use a Multipath option to convey the following information: * whether or not the connection uses MPTCP or not, when replying to a CONNECT command, or in the second Operation reply to a BIND command, or * whether an MPTCP connection will be accepted, when first replying to a BIND command.

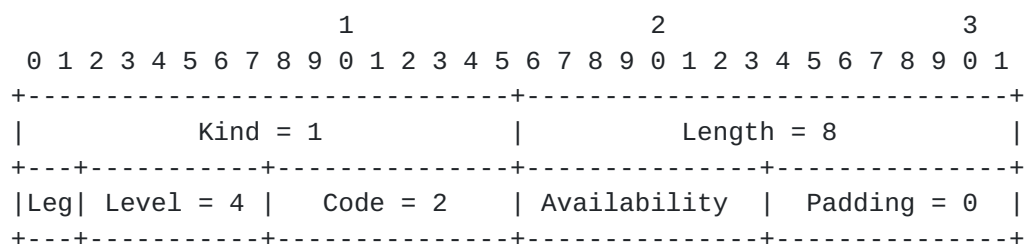


Figure 13: Multipath Option

- o Leg: 0x02 (Proxy-Remote leg)
- o Availability:
 - * 0x01: MPTCP is not desired or available
 - * 0x02: MPTCP is desired or available

In the absence of such an option, the proxy SHOULD NOT enable MPTCP.

8.1.4. Listen Backlog options

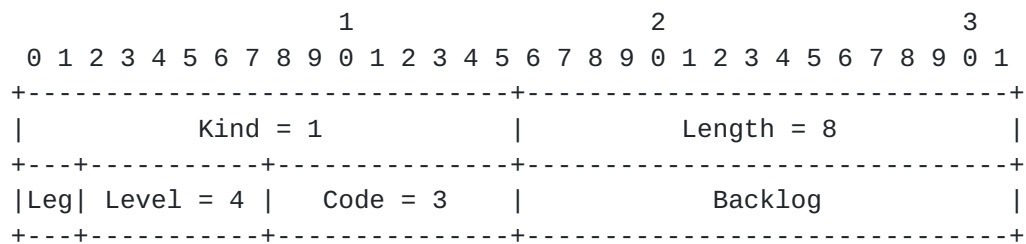


Figure 14: Listen Backlog Option

- o Leg: 0x02 (Proxy-Remote leg)

- o Backlog: The length of the listen backlog.

The default behavior of the BIND does not allow a client to simultaneously handle multiple connections to the same bind address. A client can alter BIND's behavior by adding a TCP Listen Backlog Option to a BIND Request, provided that the Request is part of a Session.

In response, the proxy sends a TCP Listen Backlog Option as part of the Operation Reply, with the Backlog field signalling the actual backlog used. The proxy SHOULD NOT use a backlog longer than requested.

Following the successful negotiation of a backlog, the proxy listens for incoming connections for as long as the initial connection stays open. The initial connection is not used to relay data between the client and a remote host.

To accept connections, the client issues further BIND Requests using the bind address and port supplied by the proxy in the initial Operation Reply. Said BIND requests must belong to the same Session as the original Request.

If no backlog is issued, the proxy signals a backlog length of 0, and BIND's behavior remains unaffected.

8.2. Authentication Method options

A client that is willing to go through the authentication phase MUST include an Authentication Method Advertisement option in its Request. In case of a CONNECT Request, the option is also used to specify the amount of initial data supplied before any method-specific authentication negotiations take place.

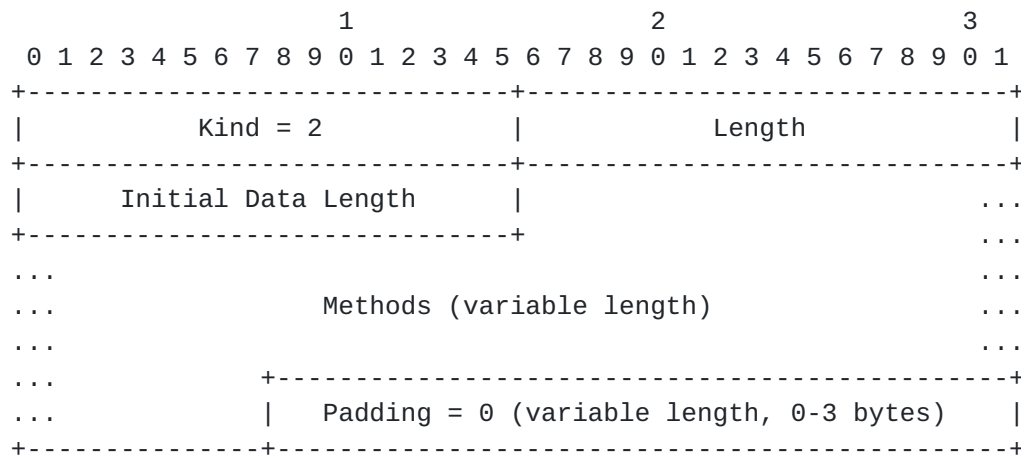


Figure 15: Authentication Method Advertisement Option

- o Initial Data Size: A two-byte number in network byte order. In case of CONNECT, this is the number of bytes of initial data that are supplied by the client immediately following the Request. This number MUST NOT be larger than 2^{14} .
- o Methods: One byte per advertised method. Method numbers are assigned by IANA.
- o Padding: A minimally-sized sequence of zeroes, such that the option length is a multiple of 4. Note that 0 coincides with the value for "No Authentication Required".

Clients MUST support the "No authentication required" method. Clients SHOULD omit advertising the "No authentication required" option.

The proxy indicates which authentication method must proceed by sending an Authentication Method Selection option in the corresponding Authentication Reply:

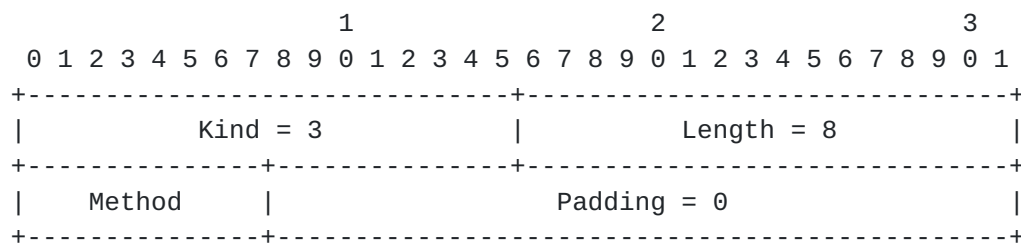


Figure 16: Authentication Method Selection Option

- o Method: The selected method.

If the proxy selects "No Acceptable Methods", the client MUST close the connection.

If authentication is successful via some other means, or not required at all, the proxy silently ignores the Authentication Method Advertisement option.

8.3. Authentication Data options

Authentication Data options carry method-specific authentication data. They can be part of SOCKS Requests and Authentication Replies.

Authentication Data options have the following format:

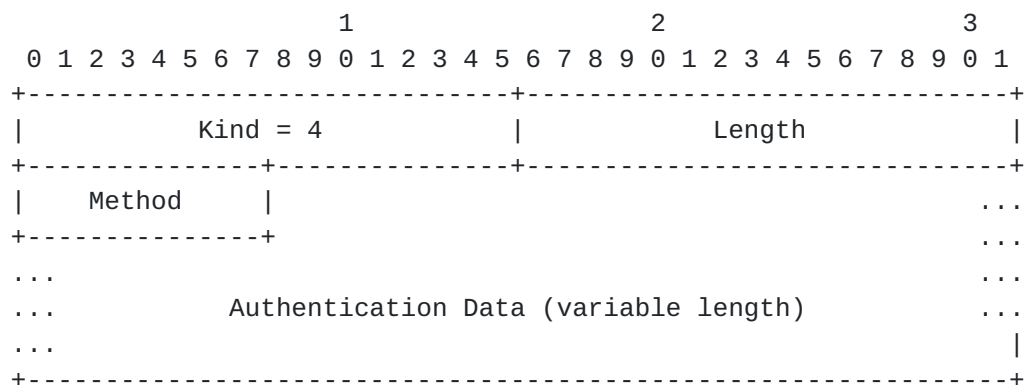


Figure 17: Authentication Data Option

- o Method: The number of the authentication method. These numbers are assigned by IANA.
- o Authentication Data: The contents are specific to each method.

Clients MUST only place one Authentication Data option per authentication method.

8.4. Session options

Clients and proxies can establish SOCKS sessions, which span one or more Requests. All session-related negotiations are done via Session Options, which are placed in Requests and Authentication Replies by the client and, respectively, by the proxy.

Client and proxy implementations MUST either support all Session Option Types, or none.

8.4.1. Session initiation

A client can initiate a session by sending a Session Request Option:

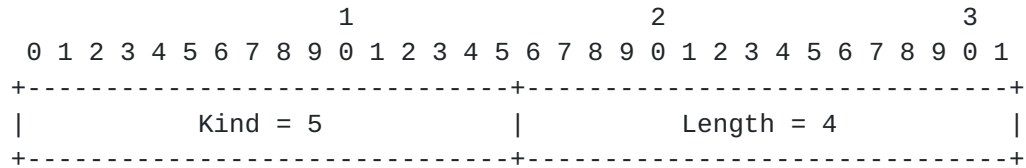


Figure 18: Session Request Option

The proxy then replies with a Session ID Option in the successful Operation Reply:

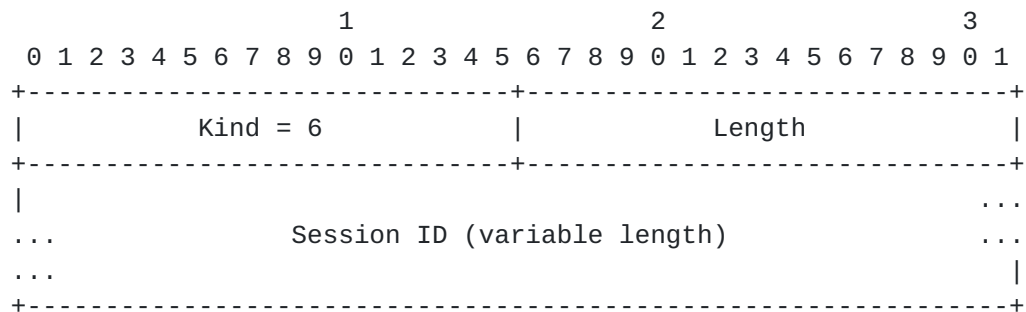


Figure 19: Session ID Option

- o Session ID: An opaque sequence of bytes specific to the session. The size MUST be a multiple of 4. MUST NOT be empty.

The Session ID serves to identify the session and is opaque to the client.

The credentials, or lack thereof, used to initiate the session are tied to the session. If authentication is to be performed for further Requests, the session is deemed "untrusted", and the proxy also places a Session Untrusted option in the Authentication Reply:

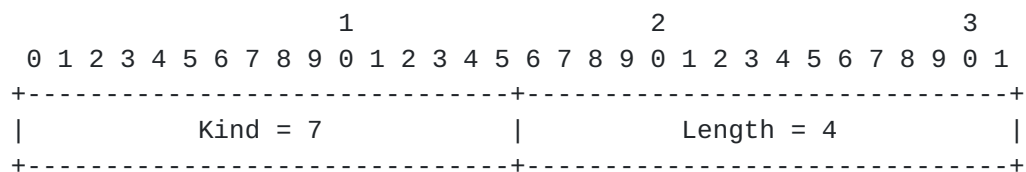


Figure 20: Session Untrusted Option

The SOCKS Request that initiated the session is considered part of the session. A client **MUST NOT** attempt to initiate a session from within a different session.

If the proxy can not or will not honor the Session Request, it does so silently.

8.4.2. Further SOCKS Requests

Any further SOCKS Requests that are part of the session **MUST** include a Session ID Option (as seen in Figure 19).

The authentication procedure is altered based on the Session ID's validity and whether or not the Session is untrusted.

For valid Session IDs:

- o If the session is untrusted, the proxy **MUST** reject clients that do not authenticate using the same method and credentials that were used to initiate the session.
- o Otherwise, the proxy **MUST** silently ignore any authentication attempt in the Request, and **MUST NOT** require any authentication.

The proxy then replies by placing a Session OK option in the successful Authentication Reply:

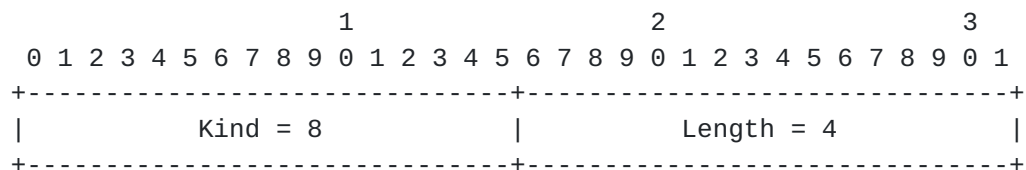


Figure 21: Session OK Option

If the ticket is invalid, the first Authentication Reply **MUST** signal that authentication failed and can not continue (by setting the Type field to 0x01). Further, it **SHALL** contain a Session Invalid option:

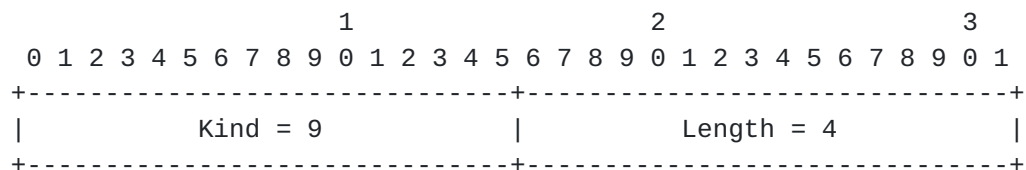


Figure 22: Session Invalid Option

8.4.3. Tearing down the session

Proxies can, at their discretion, tear down a session and free all associated state. Proxy implementations SHOULD feature a timeout mechanism that destroys sessions after a period of inactivity. When a session is terminated, the proxy MAY close all connections associated with said session.

Clients can signal that a session is no longer needed, and can be torn down, by sending a Session Teardown option in addition to the Session ID option:

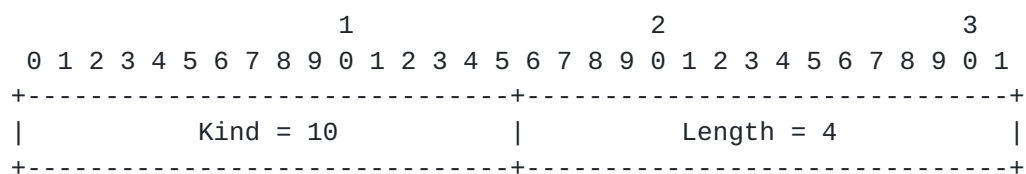


Figure 23: Session Teardown Option

After sending such an option, the client MUST assume that the session is no longer valid. The proxy MUST treat the connection-terminating request as if it were not part of any session.

8.5. Idempotence options

To protect against duplicate SOCKS Requests, clients can request, and then spend, idempotence tokens. A token can only be spent on a single SOCKS request.

Tokens are 4-byte unsigned integers in a modular 4-byte space. Therefore, if x and y are tokens, x is less than y if $0 < (y - x) < 2^{31}$ in unsigned 32-bit arithmetic.

Proxies grant contiguous ranges of tokens called token windows. Token windows are defined by their base (the first token in the range) and size.

All token-related operations are done via Idempotence options.

Idempotence options are only valid in the context of a SOCKS Session. If a SOCKS Request is not part of a Session (either by supplying a valid Session ID or successfully initiating one via a Session Request), the proxy MUST silently ignore any Idempotence options.

Token windows are tracked by the proxy on a per-session basis. There can be at most one token window for every session and its tokens can only be spent from within said session.

Client and proxy implementations MUST either support all Idempotence Option Types, or none.

[8.5.1.](#) Requesting a token window

A client can obtain a window of tokens by sending an Idempotence Request option as part of a SOCKS Request:

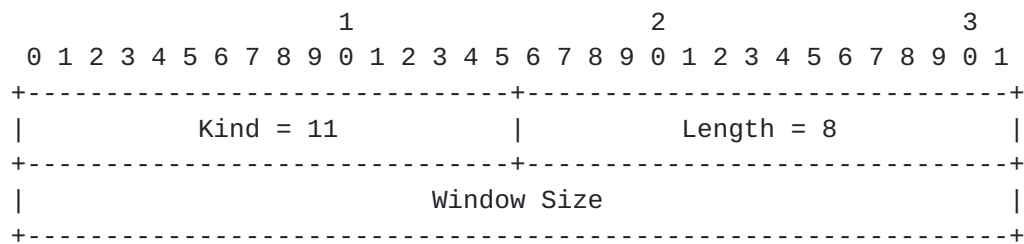


Figure 24: Token Request

- o Window Size: The requested window size.

Once a token window is issued, the proxy MUST include an Idempotence Window option in all subsequent successful Authentication Replies:

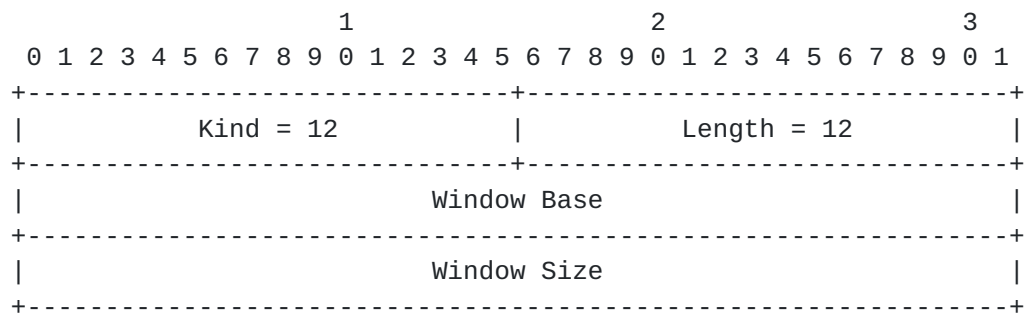


Figure 25: Idempotence Window

- o Window Base: The first token in the window.
- o Window Size: The window size. This value MAY differ from the requested window size. Window sizes MUST be less than 2^{31} . Window sizes MUST NOT be 0.

If no token window is issued, the proxy MUST silently ignore the Token Request. If there is already a token window associated with the session, the proxy MUST NOT issue a new window.

8.5.2. Spending a token

The client can attempt to spend a token by including a Idempotence Expenditure option in its SOCKS request:

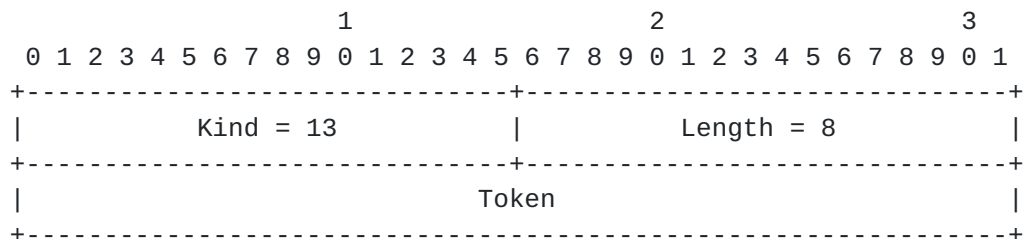


Figure 26: Idempotence Expenditure

- o Kind: 13 (Idempotence Expenditure option)
- o Length: 8
- o Token: The token being spent.

Clients SHOULD prioritize spending the smaller tokens.

The proxy responds by sending either an Idempotence Accepted or Rejected option as part of the Authentication Reply:

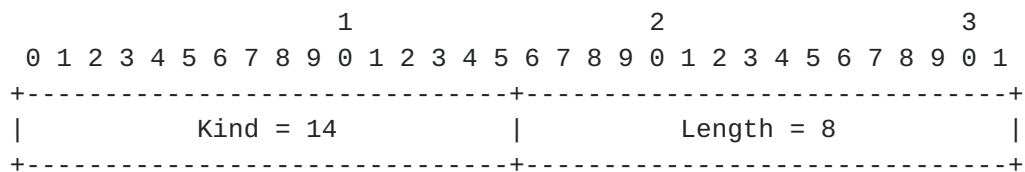


Figure 27: Idempotence Accepted

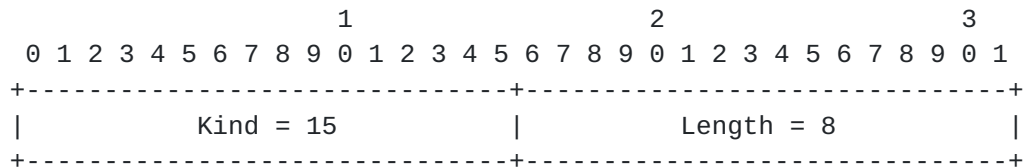


Figure 28: Idempotence Rejected

If eligible, the token is spent before attempting to honor the Request. If the token is not eligible for spending, the Authentication Reply MUST indicate failure.

8.5.3. Shifting windows

Windows can be shifted (i. e. have their base increased, while retaining their size) unilaterally by the proxy.

Proxy implementations SHOULD shift the window: * as soon as the lowest-order token in the window is spent and * when a sufficiently high-order token is spent.

Proxy implementations SHOULD NOT shift the window's base beyond the highest unspent token.

8.5.4. Out-of-order Window Advertisements

Even though the proxy increases the window's base monotonically, there is no mechanism whereby a SOCKS client can receive the Token Window Advertisements in order. As such, clients SHOULD disregard Token Window Advertisements with a Window Base less than the previously known value.

8.6. Address Resolution Options

Clients wishing to resolve an address from the proxy's vantage point can do so by sending a Resolution Request option:

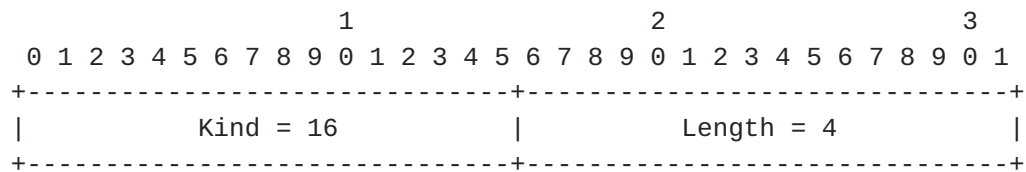


Figure 29: Resolution Request

The proxy's reply is included in the Operation Reply.

8.6.1. Forward resolution

If the address supplied by the client is a Domain Name, the proxy sends a Resolution option for each supported address type:

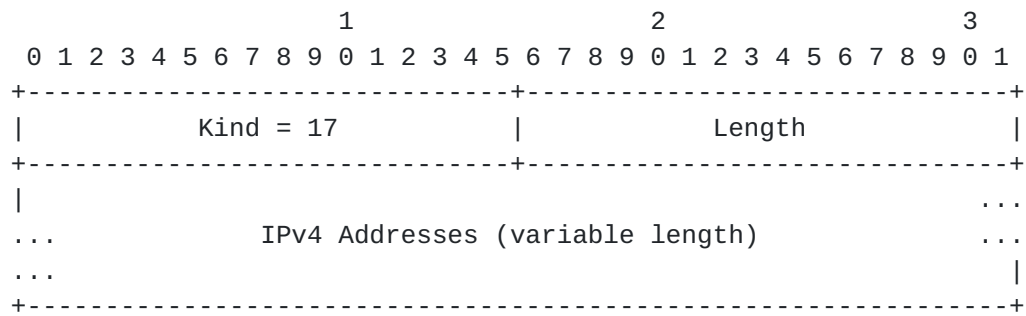


Figure 30: IPv4 Resolution

- o IPv4 Addresses: The resolved IPv4 addresses.

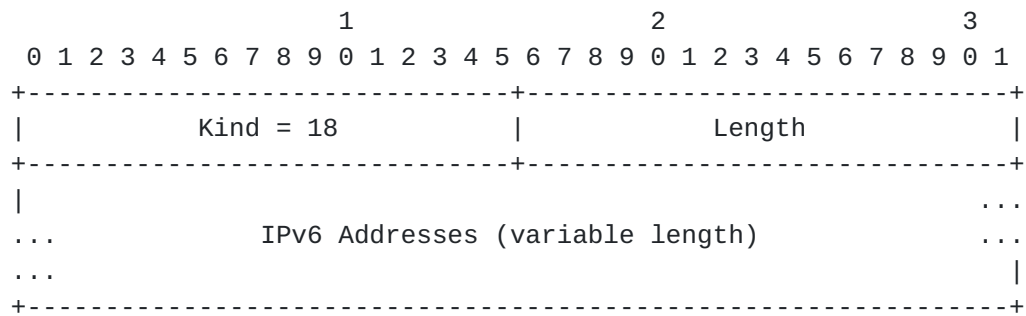


Figure 31: IPv6 Resolution

- o IPv6 Addresses: The resolved IPv6 addresses.

If resolving a given address type is supported, but no addresses were found, the proxy **MUST** send an empty option, rather than none at all. If the proxy does not support resolving either one of the address types, it **MUST** omit sending the corresponding option.

8.6.2. Reverse resolution

If the client supplies either an IPv4 or IPv6 address, the proxy performs a reverse lookup and replies with a list of domain names:

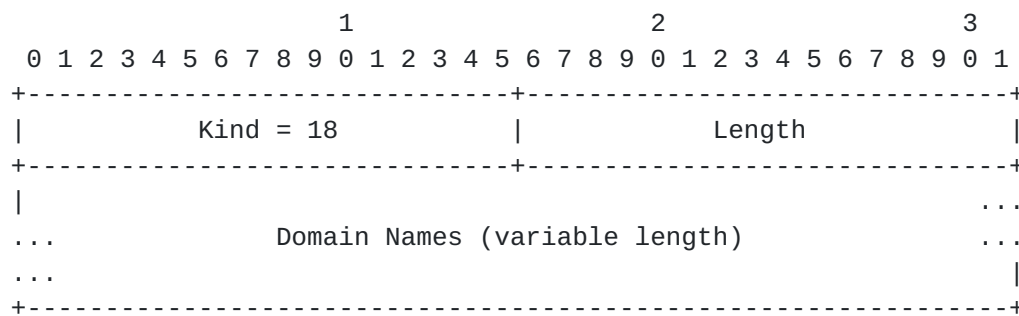


Figure 32: Domain Name Resolution

- o Domain Names: The resolved domain names. Their format is the same as the one used in Requests and Operation Replies, with each string being individually padded. (See [Section 4.](#))

If no domain names could be found, the proxy MUST send an empty option. If reverse resolution is unsupported, the proxy MUST NOT send any such option.

9. Username/Password Authentication

Username/Password authentication is carried out as in [\[RFC1929\]](#).

Clients can also attempt to authenticate by placing the Username/Password request in an Authentication Data Option.

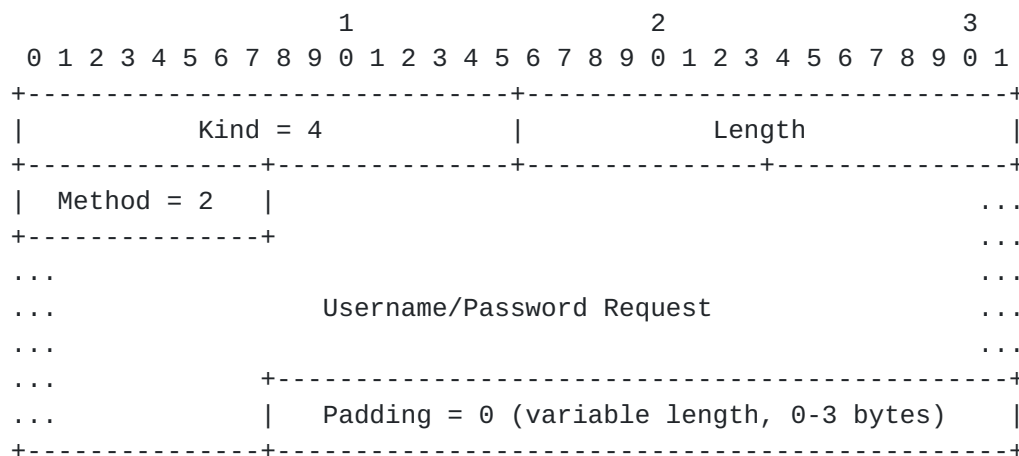


Figure 33: Password authentication via a SOCKS Option

- o Username/Password Request: The Username/Password Request, as described in [\[RFC1929\]](#).

Proxies reply by including a Authentication Data Option in the next Authentication Reply which contains the Username/Password reply:

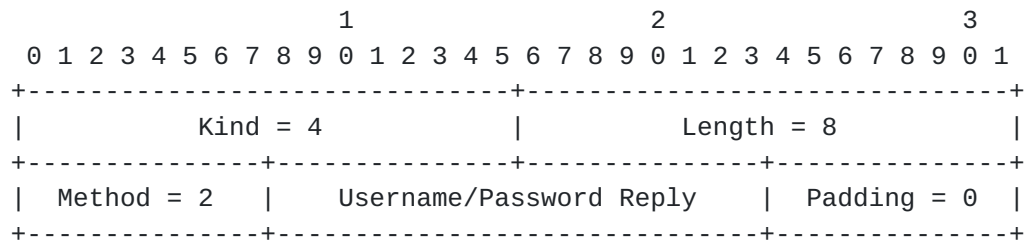


Figure 34: Reply to password authentication via a SOCKS Option

- o Username/Password Reply: The Username/Password Reply, as described in [\[RFC1929\]](#).

10. TCP Fast Open on the Client-Proxy Leg

TFO breaks TCP semantics, causing replays of the data in the SYN's payload under certain rare circumstances [\[RFC7413\]](#). A replayed SOCKS Request could itself result in a replayed connection on behalf of the client.

As such, client implementations SHOULD NOT use TFO on the client-proxy leg unless:

- o The protocol running on top of SOCKS tolerates the risks of TFO, or
- o The SYN's payload does not contain any application data (so that no data is replayed to the server, even though duplicate connections are still possible), or
- o The client uses Idempotence Options, making replays very unlikely, or
- o SOCKS is running on top of TLS and Early Data is not used.

11. False Starts

In case of CONNECT Requests, the client MAY start sending application data as soon as possible, as long as doing so does not incur the risk of breaking the SOCKS protocol.

Clients must work around the authentication phase by doing any of the following:

- o If the Request does not contain an Authentication Method Advertisement option, the authentication phase is guaranteed not to happen. In this case, application data MAY be sent immediately after the Request.
- o Application data MAY be sent immediately after receiving an Authentication Reply indicating success.
- o When performing a method-specific authentication sequence, application data MAY be sent immediately after the last client message.

12. Security Considerations

12.1. Large requests

Given the format of the request message, a malicious client could craft a request that is in excess of 16 KB and proxies could be prone to DDoS attacks.

To mitigate such attacks, proxy implementations SHOULD be able to incrementally parse the requests. Proxies MAY close the connection to the client if:

- o the request is not fully received after a certain timeout, or
- o the number of options or their size exceeds an imposed hard cap.

12.2. Replay attacks

In TLS 1.3, early data (which is likely to contain a full SOCKS request) is prone to replay attacks.

While Token Expenditure options can be used to mitigate replay attacks, anything prior to the initial Token Request is still vulnerable. As such, client implementations SHOULD NOT make use of TLS early data unless the Request attempts to spend a token.

12.3. Resource exhaustion

Malicious clients can issue a large number of Session Requests, forcing the proxy to keep large amounts of state.

To mitigate this, the proxy MAY implement policies restricting the number of concurrent sessions on a per-IP or per-user basis, or barring unauthenticated clients from establishing sessions.

13. IANA Considerations

This document requests that IANA allocate 2-byte option kinds for SOCKS 6 options. Further, this document requests the following option kinds:

- o Unassigned: 0
- o Stack: 1
- o Authentication Method Advertisement: 2
- o Authentication Method Selection: 3
- o Authentication Data: 4
- o Session Request: 5
- o Session ID: 6
- o Session Untrusted: 7
- o Session OK: 8
- o Session Invalid: 9
- o Session Teardown: 10
- o Idempotence Request: 11
- o Idempotence Window: 12
- o Idempotence Expenditure: 13
- o Idempotence Accepted: 14
- o Idempotence Rejected: 15
- o Resolution Request: 16
- o IPv4 Resolution: 17
- o IPv6 Resolution: 18
- o Domain Name Resolution: 19
- o Vendor-specific: 64512-0xFFFF

This document also requests that IANA allocate a TCP and UDP port for SOCKS over TLS and DTLS, respectively.

14. Acknowledgements

The protocol described in this draft builds upon and is a direct continuation of SOCKS 5 [[RFC1928](#)].

15. References

15.1. Normative References

- [RFC1929] Leech, M., "Username/Password Authentication for SOCKS V5", [RFC 1929](#), DOI 10.17487/RFC1929, March 1996, <<https://www.rfc-editor.org/info/rfc1929>>.
- [RFC2119] Bradner, S., "Key words for use in RFCs to Indicate Requirement Levels", [BCP 14](#), [RFC 2119](#), DOI 10.17487/RFC2119, March 1997, <<https://www.rfc-editor.org/info/rfc2119>>.

15.2. Informative References

- [I-D.ietf-tls-dtls-connection-id] Rescorla, E., Tschofenig, H., and T. Fossati, "Connection Identifiers for DTLS 1.2", [draft-ietf-tls-dtls-connection-id-06](#) (work in progress), July 2019.
- [RFC1928] Leech, M., Ganis, M., Lee, Y., Kuris, R., Koblas, D., and L. Jones, "SOCKS Protocol Version 5", [RFC 1928](#), DOI 10.17487/RFC1928, March 1996, <<https://www.rfc-editor.org/info/rfc1928>>.
- [RFC6824] Ford, A., Raiciu, C., Handley, M., and O. Bonaventure, "TCP Extensions for Multipath Operation with Multiple Addresses", [RFC 6824](#), DOI 10.17487/RFC6824, January 2013, <<https://www.rfc-editor.org/info/rfc6824>>.
- [RFC7413] Cheng, Y., Chu, J., Radhakrishnan, S., and A. Jain, "TCP Fast Open", [RFC 7413](#), DOI 10.17487/RFC7413, December 2014, <<https://www.rfc-editor.org/info/rfc7413>>.
- [RFC8446] Rescorla, E., "The Transport Layer Security (TLS) Protocol Version 1.3", [RFC 8446](#), DOI 10.17487/RFC8446, August 2018, <<https://www.rfc-editor.org/info/rfc8446>>.

Authors' Addresses

Vladimir Olteanu
University Politehnica of Bucharest
313 Splaiul Independentei, Sector 6
Bucharest
Romania

Email: vladimir.olteanu@cs.pub.ro

Dragos Niculescu
University Politehnica of Bucharest
313 Splaiul Independentei, Sector 6
Bucharest
Romania

Email: dragos.niculescu@cs.pub.ro

