

draft-omar-ipv10-04
Internet-Draft
Intended status: Standards Track
Expires: December 24, 2017

Khaled Omar
The Road
June 24, 2017

**Internet Protocol version 10 (IPv10)
Specification
draft-omar-ipv10-04**

Status of this Memo

This Internet-Draft is submitted in full conformance with the provisions of [BCP 78](#) and [BCP 79](#).

Internet-Drafts are working documents of the Internet Engineering Task Force (IETF). Note that other groups may also distribute working documents as Internet-Drafts. The list of current Internet-Drafts is at <http://datatracker.ietf.org/drafts/current/>.

Internet-Drafts are draft documents valid for a maximum of six months and may be updated, replaced, or obsoleted by other documents at any time. It is inappropriate to use Internet-Drafts as reference material or to cite them other than as "work in progress."

This Internet-Draft will expire on December 24, 2017.

Copyright Notice

Copyright (c) 2017 IETF Trust and the persons identified as the document authors. All rights reserved.

This document is subject to [BCP 78](#) and the IETF Trust's Legal Provisions Relating to IETF Documents (<http://trustee.ietf.org/license-info>) in effect on the date of publication of this document. Please review these documents carefully, as they describe your rights and restrictions with respect to this document. Code Components extracted from this document must include Simplified BSD License text as described in [Section 4.e](#) of the Trust Legal Provisions and are provided without warranty as described in the Simplified BSD License.

Abstract

This document specifies version 10 of the Internet Protocol (IPv10), sometimes referred to as IP Mixture (IPmix).

Table of Contents

1.	Introduction.....	1
2.	Internet Protocol version 10 (IPv10).....	3
3.	The advantages of Using IPv10.....	3
3.1.	IPv10: IPv6 Host to IPv4 Host.....	4
3.2.	IPv10: IPv4 Host to IPv6 Host.....	5
3.3.	IPv10: IPv6 Host to IPv6 Host.....	6
3.4.	IPv10: IPv4 Host to IPv4 Host.....	7
4.	IPv10 Packet Header Format.....	8
5.	Security Considerations.....	9
6.	Acknowledgments.....	9
7.	Author Address.....	9
8.	References.....	9
9.	IANA Considerations.....	9
10.	Full Copyright Statement.....	9

1. Introduction

IP version 10 (IPv10) is a new version of the Internet Protocol, designed to allow IP version 6 [[RFC-2460](#)] to communicate to IP version 4 (IPv4) [[RFC-791](#)] and vice versa.

- Internet is the global wide network used for communication between hosts connected to it.
- These connected hosts (PCs, servers, routers, mobile devices, etc.) must have a global unique addresses to be able to communicate through the Internet and these unique addresses are defined in the Internet Protocol (IP).
- The first version of the Internet Protocol is IPv4.
- When IPv4 was developed in 1975, it was not expected that the number of connected hosts to the Internet reach a very huge number of hosts more than the IPv4 address space, also it was aimed to be used for experimental purposes in the beginning.
- IPv4 is (32-bits) address allowing approximately 4.3 billion unique IP addresses.
- A few years ago, with the massive increase of connected hosts to the Internet, IPv4 addresses started to run out.
- Three short-term solutions (CIDR, Private addressing, and NAT) were introduced in the mid-1990s but even with using these solutions, the IPv4 address space ran out in February, 2011 as announced by IANA, The announcement of depletion of the IPv4 address space by the RIRs is as follows:
 - * April, 2011: APNIC announcement.
 - * September, 2012: RIPE NCC announcement.
 - * June, 2014: LACNIC announcement.
 - * September, 2015: ARIN announcement.
- A long term solution (IPv6) was introduced to increase the address space used by the Internet Protocol and this was defined in the Internet Protocol version 6 (IPv6).

- IPv6 was developed in 1998 by the Internet Engineering Task Force (IETF).
- IPv6 is (128-bits) address and can support a huge number of unique IP addresses that is approximately equals to 2^{128} unique addresses.
- So, the need for IPv6 became a vital issue to be able to support the massive increase of connected hosts to the Internet after the IPv4 address space exhaustion.

- The migration from IPv4 to IPv6 became a necessary thing, but unfortunately, it would take decades for this full migration to be accomplished.

- 19 years have passed since IPv6 was developed, but no full migration happened till now and this would cause the Internet to be divided into two parts, as IPv4 still dominating on the Internet traffic (85% as measured by Google in April, 2017) and new Internet hosts will be assigned IPv6-only addresses and be able to communicate with 15% only of the Internet services and apps.

- So, the need for solutions for the IPv4 and IPv6 coexistence became an important issue in the migration process as we cannot wake up in the morning and find all IPv4 hosts are migrated to be IPv6 hosts, especially, as most enterprises did not do this migration for creating a full IPv6 implementation.

- Also, the request for using IPv6 addresses in addition to the existing IPv4 addresses (IPv4/IPv6 Dual Stacks) in all enterprise networks did not achieve a large implementation that can make IPv6 the most dominated IP in the Internet as many people believe that they will not have benefits from just having a larger IP address bits and IPv4 satisfies their needs, also, not all enterprises devices support IPv6 and also many people are afraid of the service outage that can be caused due to this migration.

- The recent solutions for IPv4 and IPv6 coexistence are:
 - * IPv4/IPv6 Dual Stacks.
 - * Tunneling.
 - * NAT-PT and NAT64.

- The first solution: (IPv4/IPv6 Dual Stacks), allows both IPv4 and IPv6 to coexist by using both IPv4 and IPv6 addresses for all hosts at the same time, but this solution does not allows IPv4 hosts to communicate to IPv6 hosts and vice versa. Also, after the depletion of the IPv4 address space, new Internet hosts will not be able to use IPv4/IPv6 Dual Stacks.

- The second solution: (Tunneling), allows IPv6 hosts to communicate to each other through an IPv4 network, but still does not allow IPv4 hosts to communicate to IPv6 hosts and vice versa.
- The third solution: (NAT-PT), allows IPv6 hosts to communicate to IPv4 hosts with only using hostnames and getting DNS involved in the communication process but this solution was inefficient because it does not allow communication using direct IP addresses, also the need for so much protocol translations of the source and destination IP addresses made the solution complex and not applicable that's why it was moved to the Historic status in the [RFC 2766](#).
Also, NAT64 requires so much protocol translations and statically configured bindings, and also getting a DNS64 involved in the communication process.

2. Internet Protocol version 10 (IPv10).

- IPv10 is the solution presented in this Internet draft.
- It solves the issue of allowing IPv6 only hosts to communicate to IPv4 only hosts and vice versa in a simple and very efficient way, especially when the communication is done using both direct IP addresses and when using hostnames between IPv10 hosts, as there is no need for protocol translations or getting the DNS involved in the communication process more than its normal address resolution function.
- IPv10 allows hosts from two IP versions (IPv4 and IPv6) to be able to communicate, and this can be accomplished by having an IPv10 packet containing a mixture of IPv4 and IPv6 addresses in the same IP packet header.
- From here the name of IPv10 arises, as the IP packet can contain (IPv6 + IPv4 /IPv4 + IPv6) addresses in the same layer 3 packet header.

3. Advantages of Using IPv10.

- 1) Introduces an efficient way of communication between IPv6 hosts and IPv4 hosts.
- 2) Allows IPv4 only hosts to exist and communicate with IPv6 only hosts even after the depletion of the IPv4 address space.
- 3) Adds flexibility when making a query sent to the DNS for hostname resolution as IPv4 and IPv6 hosts can communicate with IPv4 or IPv6 DNS servers and the DNS can reply with any record it has (either an IPv6 record Host AAAA record or an IPv4 record Host A record).
- 4) There is no need to think about migration as both IPv4 and IPv6 hosts can coexist and communicate to each other which will allow the usage of the address space of both IPv4 and IPv6 making the available number of connected hosts be bigger.
- 5) IPv10 support on "all" Internet connected hosts can be deployed in a very short time by technology companies developing OSs (for hosts and networking devices, and there will be no dependence on enterprise users and it is just a software


development process in the NIC cards of all hosts to allow encapsulating both IPv4 and IPv6 in the same IP packet header.

6) Offers the four types of communication between hosts:

- IPv6 hosts to IPv4 hosts (6 to 4).
- IPv4 hosts to IPv6 hosts (4 to 6).
- IPv6 hosts to IPv6 hosts (6 to 6).
- IPv4 hosts to IPv4 hosts (4 to 4).

3.1) IPv10: IPv6 Host to IPv4 Host.

- IPv10 Packet:



- Sending IPv10 host TCP/IP Configuration:

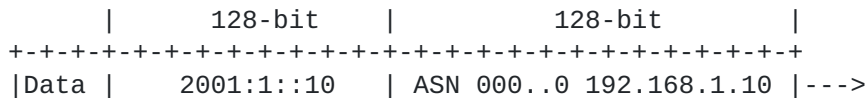
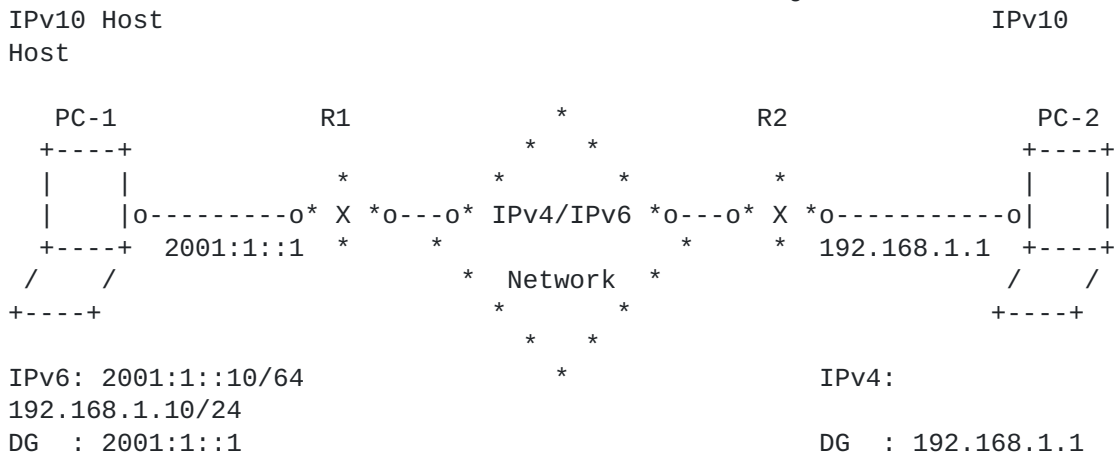
```

IP Address:           IPv6 Address
Prefix Length:       /length
Default Gateway:     IPv6 Address (Optional)
DNS Addresses:       IPv6/IPv4 Address

```

- Example of IPv10 Operation:

R1 & R2 have both IPv4/IPv6 routing enabled

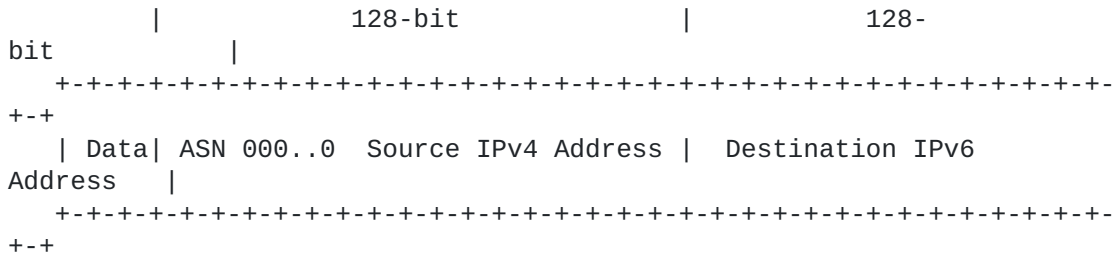


Src. IPv6 Address Dest. IPv4 Address

IPv10: IPv6 host to IPv4 host

3.2) IPv10: IPv4 Host to IPv6 Host.

- IPv10 Packet:



- Sending IPv10 host TCP/IP Configuration:


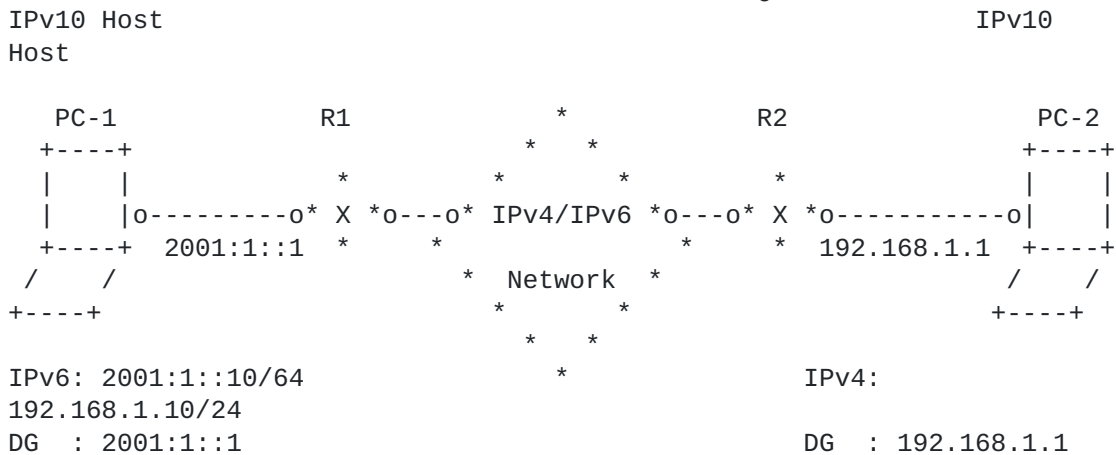
```

IP Address:           IPv4 Address
Subnet Mask:         /mask
Default Gateway:     IPv4 Address
DNS Addresses:       IPv4/IPv6 Address

```

- Example of IPv10 Operation:

R1 & R2 have both IPv4/IPv6 routing enabled



```

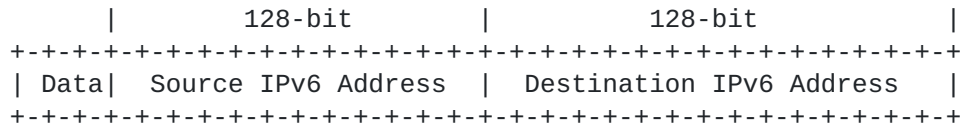
+-----+
+-----+-----+-----+-----+-----+-----+
192.168.1.10| Data| <---|      2001:1::10      |ASN 000..0
+-----+-----+-----+-----+-----+-----+
Dest. IPv6 Address      Src. IPv4
Address

```

IPv10: IPv4 host to IPv6 host

3.3) IPv10: IPv6 Host to IPv6 Host.

- IPv10 Packet:



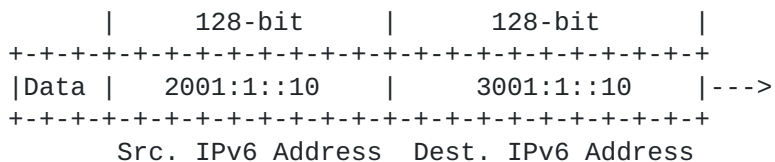
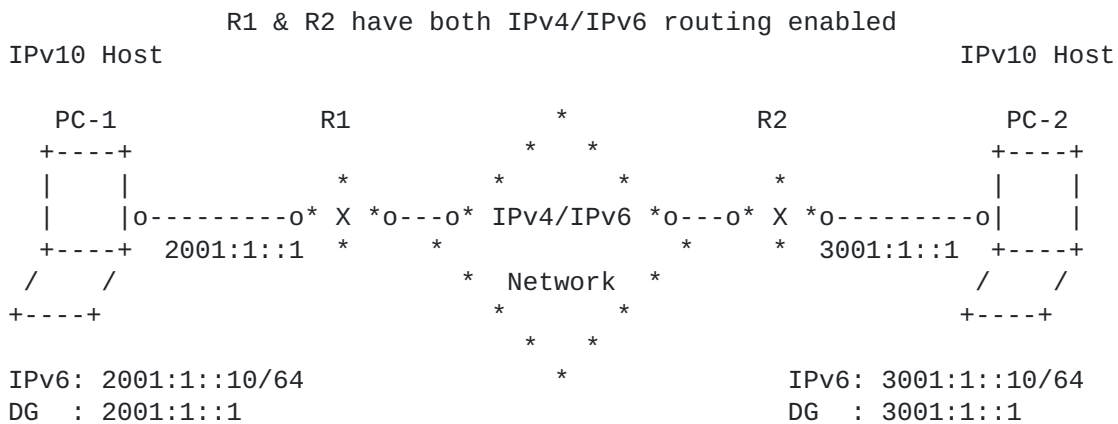
- Sending IPv10 host TCP/IP Configuration:

```

IP Address:           IPv6 Address
Prefix Length:       /Length
Default Gateway:     IPv6 Address (Optional)
DNS Addresses:       IPv6/IPv4 Address

```

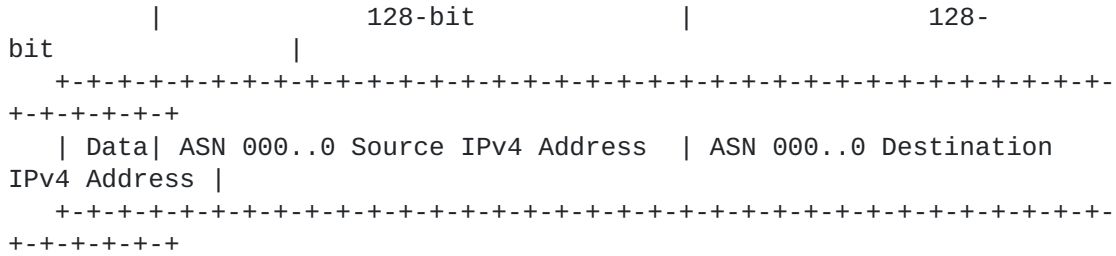
- Example of IPv10 Operation:



IPv10: IPv6 host to IPv6 host

3.4) IPv10: IPv4 Host to IPv4 Host.

- IPv10 Packet:



- Sending IPv10 host TCP/IP Configuration:

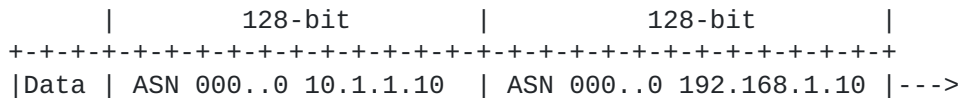
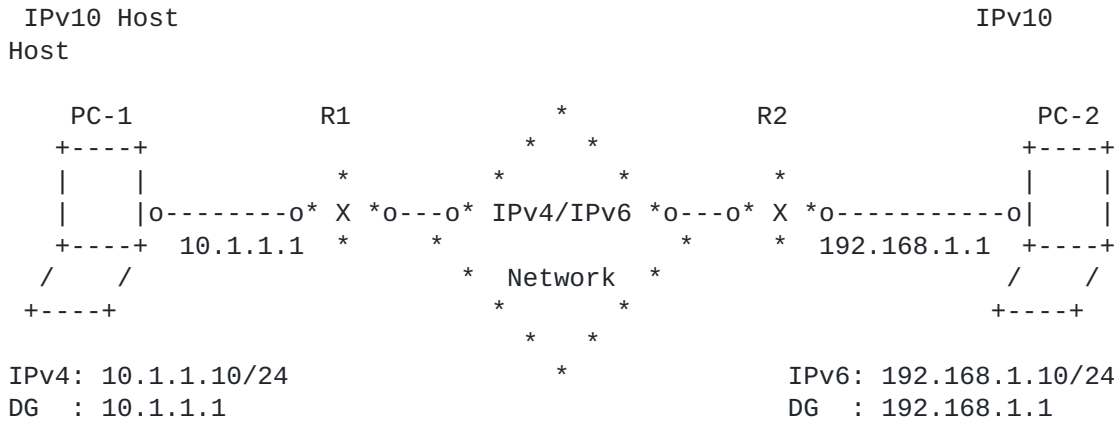
```

IP Address:           IPv4 Address
Subnet Mask:         /Mask
Default Gateway:     IPv4 Address
DNS Addresses:       IPv6/IPv4 Address

```

- Example of IPv10 Operation:

R1 & R2 have both IPv4/IPv6 routing enabled



+-+-+-+-+-+-+Src. IPv4 Address Dest. IPv4 Address+-+-+-+-+-+-+

Src. IPv4 Address Dest. IPv4 Address

IPv10: IPv4 host to IPv4 host

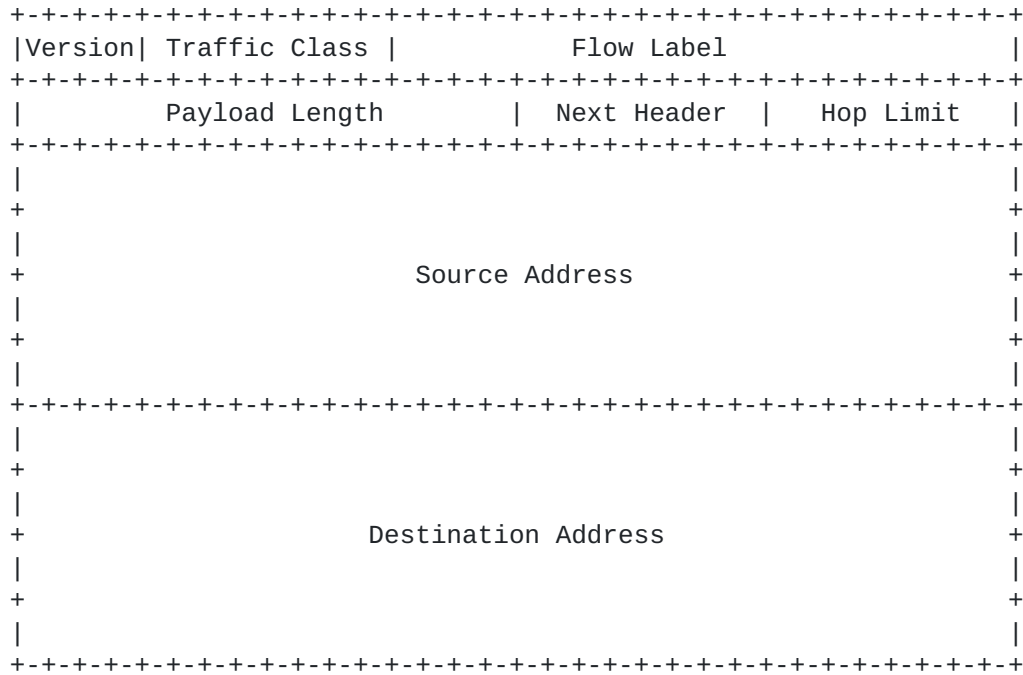
Important Notes: - IPv4 and IPv6 routing must be enabled on all routers, so when a router receives an IPv10 packet, it should use the appropriate routing table based on the destination address within the IPv10 packet.

IPv4 - That means, if the received IPv10 packet contains an address in the destination address field, the router should use the IPv4 routing table to make a routing decision, and if the received IPv10 packet contains an IPv6 address in the destination address field, the router should use the IPv6 routing table to make a routing decision.

be - All Internet connected hosts must be IPv10 hosts to be able to communicate regardless the used IP version, and the IPv10 deployment process can be accomplished by ALL technology companies developing OSs for hosts networking and security devices.

4. IPv10 Packet Header Format.

- The following figure shows the IPv10 packet header which is almost the same as the IPv6 packet header:



Version 4-bit Internet Protocol version number.

- 0100 : IPv4 Packet
 (Src. and dest. are IPv4).
- 0110 : IPv6 Packet
 (Src. and dest. are IPv6).
- 1010 : IPv10 Packet
 (Src. and dest. are IPv4/IPv6).

Traffic Class 8-bit traffic class field.

Flow Label 20-bit flow label.

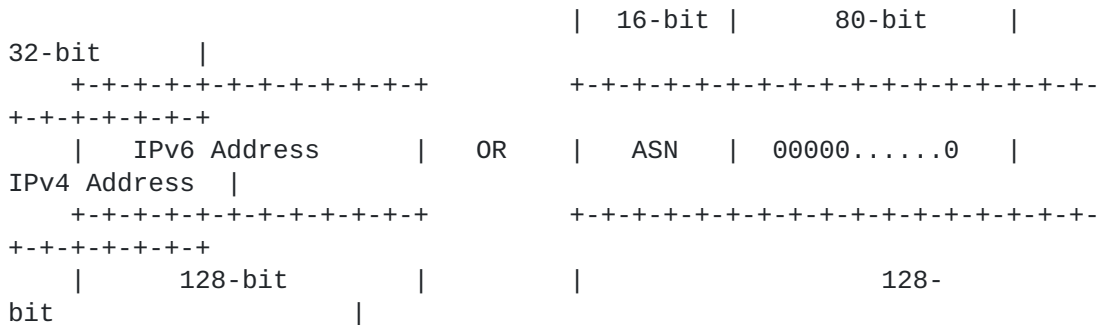
Payload Length 16-bit unsigned integer. Length of the
payload,
i.e., the rest of the packet following

this IP header, in octets. (Note that any extension headers [section 4] present are considered part of the payload, i.e., included in the length count.)

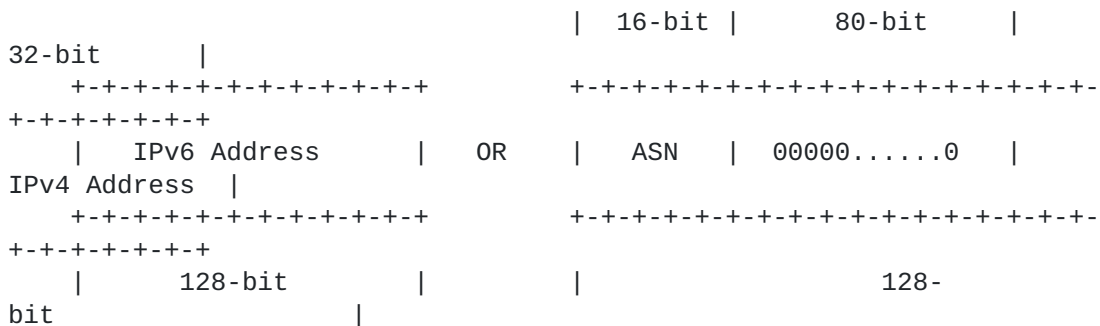
Next Header 8-bit selector. Identifies the type of header immediately following the IP header.

Hop Limit 8-bit unsigned integer. Decremented by 1 by each node that forwards the packet. The packet is discarded if Hop Limit is decremented to zero.

Source Address 128-bit address of the originator of the packet.



Destination Address 128-bit address of the intended recipient of the packet (possibly not the ultimate recipient, if a Routing header is present).



Security Considerations

The security features of IPv10 are described in the Security Architecture for the Internet Protocol [[RFC-2401](#)].

Acknowledgments

The author would like to thank S. Krishnan, W. Haddad, C. Huitema, T. Manderson, JC. Zuniga, A. Sullivan, Lee H., K. Thomann, M. Abrahamsson, S. Bortzmeyer, J. Linkova, and T. Herbert for the useful inputs and discussions about IPv10.

Author Address

Khaled Omar Ibrahim Omar
The Road
6th of October City,
Giza, Egypt
Passport ID no.: A19954283

Phone: +2 01003620284
E-mail: eng.khaled.omar@hotmail.com

References

[RFC-2401] Stephen E. Deering and Robert M. Hinden, "IPv6 Specification", [RFC 2460](#), December 1998.

IANA Considerations

IANA must reserve version number 10 for the 4-bit Version Field in the Layer 3 packet header for the IPv10 packet.

Full Copyright Statement

Copyright (C) IETF (2017). All Rights Reserved.

This document and translations of it may be copied and furnished to others, and derivative works that comment on or otherwise explain it or assist in its implementation may be prepared, copied, published and distributed, in whole or in part, without restriction of any kind, provided that the above copyright notice and this paragraph are included on all such copies and derivative works. However, this document itself may not be modified in any way, such as by removing the copyright notice or references, except as needed for the purpose

of

developing Internet standards in which case the procedures for copyrights defined in the Internet Standards process must be followed, or as required to translate it into languages other than English.

The limited permissions granted above are perpetual and will not be revoked.

This document and the information contained herein is provided on THE INTERNET ENGINEERING TASK FORCE DISCLAIMS ALL WARRANTIES, EXPRESS OR IMPLIED, INCLUDING BUT NOT LIMITED TO ANY WARRANTY THAT THE USE OF THE INFORMATION HEREIN WILL NOT INFRINGE ANY RIGHTS OR ANY IMPLIED WARRANTIES OF MERCHANTABILITY OR FITNESS FOR A PARTICULAR PURPOSE.