

TRILL Working Group
INTERNET-DRAFT
Updates: [6325](#)
Intended status: Proposed Standard

Radia Perlman
EMC
Donald Eastlake
Yizhou Li
Huawei
Anoop Ghanwani
Dell

Expires: March 25, 2017

September 26, 2016

RBridges: TRILL Link Data Optimizations
<[draft-perlman-trill-rbridge-data-encoding-06.txt](#)>

Abstract

TRILL (TRansparent Interconnection of Lots of Links) Data frames can be encoded so as to make more efficient use of communications links under certain circumstances. This document specifies two such optional optimizations. One, called Compact Format, improves the compactness of encoding where a TRILL link is a point-to-point Ethernet link. The other, called Specific Addressing, optionally decreases the burden on multi-access TRILL links for multi-destination TRILL Data frames. This document updates [RFC 6325](#).

Status of This Memo

This Internet-Draft is submitted to IETF in full conformance with the provisions of [BCP 78](#) and [BCP 79](#).

Distribution of this document is unlimited. Comments should be sent to the TRILL working group mailing list <trill@ietf.org>.

Internet-Drafts are working documents of the Internet Engineering Task Force (IETF), its areas, and its working groups. Note that other groups may also distribute working documents as Internet-Drafts.

Internet-Drafts are draft documents valid for a maximum of six months and may be updated, replaced, or obsoleted by other documents at any time. It is inappropriate to use Internet-Drafts as reference material or to cite them other than as "work in progress."

The list of current Internet-Drafts can be accessed at <http://www.ietf.org/1id-abstracts.html>. The list of Internet-Draft Shadow Directories can be accessed at <http://www.ietf.org/shadow.html>.

Table of Contents

1. Introduction.....	3
1.1 Structure of This Document.....	3
1.2 Terminology Used in This Document.....	4
2. TRILL Frame Formats.....	5
2.1 The General TRILL Frame Format.....	5
2.2 Ethernet Link TRILL Data Frame General Encapsulation...	6
3. Compact Format for Point-to-Point Ethernet Links.....	8
3.1 Conditions for Using Compact Format.....	8
3.2 RBridge Originated and Terminated Native Frames.....	10
3.3 Compact TRILL Data Reception and Transmission.....	10
3.3.1 Compact TRILL Data Frame Reception.....	10
3.3.2 Compact TRILL Data Frame Transmission.....	12
3.4 Announcing Support for Compact Format.....	12
4. Specific Addressing.....	13
4.1 Current Multi-Destination Addressing.....	13
4.2 Specific Addressing Specification.....	13
4.3 Announcing Support for Specific Addressing.....	13
5. Interaction Between The Optimizations.....	15
6. IANA Considerations.....	16
7. Security Considerations.....	17
7.1 Compact Format Security Considerations.....	17
7.2 Specific Addressing Security Considerations.....	17
7.3 Results of Frame Misinterpretation.....	17
8. References.....	19
8.1 Normative References.....	19
8.2 Informative References.....	20
Authors' Addresses.....	21

1. Introduction

TRILL switches (also called RBridges (Routing Bridges)) are devices that support the IETF TRILL (TRansparent Interconnection of Lots of Links) protocol [[RFC6325](#)] [[RFC7177](#)] [[RFC7780](#)]. They provide transparent forwarding of frames in multi-hop networks with arbitrary topology and link technology using least cost paths for unicast traffic, support VLANs (Virtual Local Area Networks) and 24-bit Fine Grained Labels [[RFC7172](#)], and support the multipathing of both unicast and multi-destination traffic. They accomplish this by use of a hop count and IS-IS (Intermediate System to Intermediate System) link state routing [[IS-IS](#)] [[RFC7176](#)].

A link between two TRILL switches in a TRILL campus can be any of a variety of technologies, ranging from a complex bridged LAN to PPP [[RFC6361](#)]. In the general case under the base TRILL protocol [[RFC6325](#)], a TRILL Data frame consists of an inner payload formatted as an Ethernet frame, preceded by a TRILL Header, and then encapsulated by a link envelope appropriate for the link technology.

1.1 Structure of This Document

[Section 2](#) discusses General Format TRILL Data frames without the enhancements specified in this document.

In the case where the link is a point-to-point Ethernet link, an optional Compact Format is specified for TRILL Data frames that saves 16 bytes. [Section 3](#) specifies that format, its processing, and the conditions for its safe use.

In the case where a multi-destination TRILL Data frame is being forwarded over a multi-access link with multiple ports connected but there is only one (or perhaps a few) next hop TRILL switches of interest, optional Specific Addressing allows the TRILL Data frame to be link unicast. This can substantially reduce the burden that frame represents if, for example, the link is a complex bridged LAN through which the frame might otherwise be flooded. [Section 4](#) specifies the Specific Addressing enhancement and the conditions for its safe use.

[Section 5](#) discusses potential interaction between these two enhancements. The remaining Sections after [Section 5](#) provide IANA and Security Considerations, References, and the like.

This document updates [[RFC6325](#)].

1.2 Terminology Used in This Document

The terminology and acronyms defined in [[RFC6325](#)] are used herein with the same meaning. In particular, the terms "campus", "native frame", "link", etc., are as defined [[RFC6325](#)].

"Point-to-point", as used herein, means a link which appears to be an isolated channel between exactly two TRILL switch ports. Such a link may not include customer bridges but may include hubs/repeaters, Two Port MAC Relays, Provider Bridges, Provider Back Bone Bridges [[802.1Q](#)], or other technology, provided that technology is configured to provide a transparent point-to-point path between the end point RBridge ports.

References herein to "VLAN Tag" or the like are to customer VLANs (C-Tags, Ethertype 0x8100). Use of S-Tags, also known as Service Tags, or stacked VLAN or other tags is beyond the scope of this document but is an obvious extension.

The key words "MUST", "MUST NOT", "REQUIRED", "SHALL", "SHALL NOT", "SHOULD", "SHOULD NOT", "RECOMMENDED", "MAY", and "OPTIONAL" in this document are to be interpreted as described in [[RFC2119](#)].

2. TRILL Frame Formats

The subsections below provide a description of the general format of TRILL Data frames. It then narrows in to describe the format of TRILL Data frames on Ethernet links.

2.1 The General TRILL Frame Format

The general "on-the-wire" form of TRILL frames is illustrated below.

The Link Headers and Trailers in the formats below depend on the specific link technology. The Link Header contains one or more fields that distinguish TRILL Data from TRILL IS-IS. For example, over Ethernet, the TRILL Data Link Header ends with the TRILL Ethertype while the TRILL IS-IS frame Link Header ends with the L2-IS-IS Ethertype; on the other hand, over PPP, there are no Ethertypes but PPP protocol codes perform that function [[RFC6361](#)].

A TRILL Data frame in transit between two neighboring RBridges is as shown below:

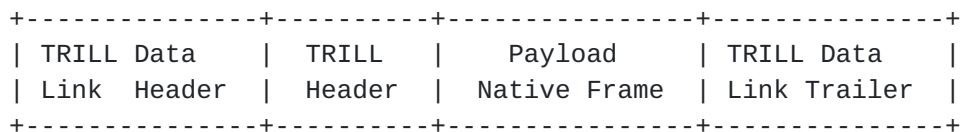


Figure 1. Format of TRILL Data Frames

In the above diagram, the Payload Native Frame is in a restricted Ethernet frame format with a VLAN or FGL [[RFC7172](#)] label but with no trailing Frame Check Sequence (FCS). The payload frame format is shown below, assuming the payload starts with an Ethertype (it might alternatively be LLC [[802-2014](#)] encoded or some other format):

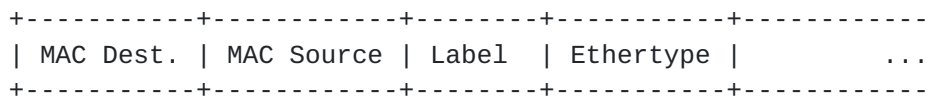


Figure 2. Format of the Payload Frame

The encapsulated payload has the following fields in sequence:

- o A 6-byte destination MAC address (Inner.MacDA)
- o A 6-byte source MAC address (Inner.MacSA)
- o An Inner.Label giving the VLAN ID or FGL [[RFC7172](#)], Priority, and

DEI (Drop Eligibility Indicator) [[RFC7780](#)] of the payload (use of

an S-tag or stacked tags is beyond the scope of this document but is an obvious extension)

- o The payload frame's content (which usually starts with an Ethertype, such as the Ethertype for IPv4 or IPv6)

TRILL IS-IS frames are also sent between neighboring RBridges and must be distinguished from TRILL Data frames. TRILL IS-IS frames are formatted as follows and cannot use the Compact Format specified herein:

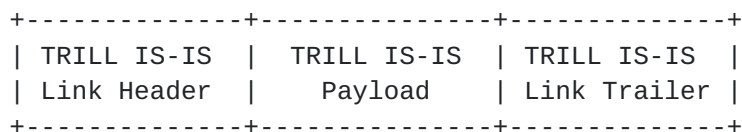


Figure 3. TRILL IS-IS Frame

2.2 Ethernet Link TRILL Data Frame General Encapsulation

If the link between neighbor RBridges is Ethernet, then the general TRILL Data frame format has the following link encapsulation:

Link Header: a 6-byte outer MAC destination address (Outer.MacDA) followed by a 6-byte outer MAC source address (Outer.MacSA) followed by an optional 4-byte outer VLAN tag Ethertype and value (Outer.VLAN), and finally the 2-byte TRILL Ethertype (0x22F3). Additional tags could be included after the outer MAC addresses and before the TRILL Ethertype such a MACSEC [802.1AE].

Under the TRILL standard before this document, the Outer.MacDA was required to be the unicast MAC address of the destination RBridge port, if the TRILL Data frame was a unicast frame to a known destination, and was required to be the All-RBridges multicast address, if the TRILL Data frame was a multi-destination frame.

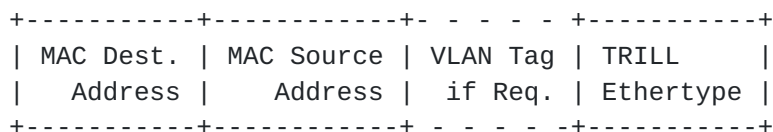


Figure 4. TRILL Data Link Header on an Ethernet Link

Link Trailer: the 32-bit IEEE [802.3] Frame Check Sequence (FCS).

In the General Format for Ethernet links, the Outer.VLAN can be omitted when it is not required by VLAN sensitive equipment in the link.

3. Compact Format for Point-to-Point Ethernet Links

TRILL Data frames may optionally be sent using a Compact Format that compresses the headers involved if the link is a point-to-point Ethernet link, Compact Format can be enabled by both R Bridges on the link if other conditions met as listed below.

The Compact Format is simple: the Outer.MacDA, Outer.MacSA, and Outer.VLAN are replaced by the Inner.MacDA, Inner.MacSA, and Inner Label and the Inner fields are deleted. This saves 6 + 6 + 4 or 16 bytes. To avoid confusion, Compact Format MUST NOT be used if the Inner.MacDA is a multi-cast address assigned to TRILL (01-80-C2-00-00-40 through 01-80-C2-00-00-4F).

Compact Format is not applicable to TRILL IS-IS frames because there is no inner Ethernet header. (And, of course, Compact Format is not applicable to native frames or Layer 2 Ethernet control frames since those frames are not TRILL frames.)

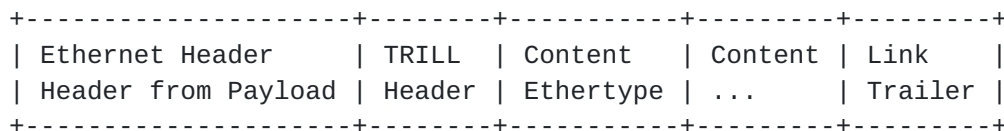


Figure 5. Compact Format TRILL Data Frame

Compact Format is generally intended for use on point-to-point Ethernet links between R Bridges, a common arrangement in many LANs. However, if there are any transparent devices in the apparent point-to-point link, such as Provider Bridges or Provider Backbone Bridges, then the use of the Compact Format will increase the MAC address learning table stress on such Provider Bridges or Provider Edge Back Bone bridges.

3.1 Conditions for Using Compact Format

Use of Compact Format is a hop-by-hop decision. In successive R Bridge to R Bridge hops, a TRILL Data frame might be sent alternately in Compact Format and General Format.

There are a number of conditions, listed below, for using Compact Format TRILL Data frames. Most of these boil down to maximizing the assurance that the R Bridge-to-R Bridge Ethernet link over which the Compact Format TRILL Data frame is to be sent is really point-to-point. Only the General Format for TRILL Data frames is safe to use on an R Bridge Ethernet port that is to a multi-access link even if the ports between which it is being sent have been configured as

point-to-point ports. (See also the frame reception process

variations described in [Section 3.3.1.](#))

- o The RBridge Ethernet port over which Compact Format TRILL Data frames are to be sent MUST be configured as an IS-IS point-to-point port (see [Section 4.9.1 of \[RFC6325\]](#)).
- o The RBridge port through which the Compact Format TRILL Data frame is being transmitted MUST be configured to send VLAN/FGL tagged frames. Otherwise the Data Label of the payload will be lost (unless it just happens to be the default VLAN ID of the receiving port).
- o The RBridge port at the other end of the link MUST be announcing that it supports the Compact Format. See [Section 3.4.](#)
- o Receipt of a native frame indicates that the link is multi-access and has end stations on it. These are frames that are not Layer 2 control frames (see [Section 1.4 of \[RFC6325\]](#)) and have neither an Outer.MacDA in the block assigned to TRILL nor an outer payload EtherType assigned to/for TRILL (currently the TRILL, L2-IS-IS, and RBridge-Channel [\[RFC7178\]](#) EtherTypes). On receipt of such a frame, the port MUST stop using Compact Format TRILL Data frames for at least ten seconds, unless it is reset by management or rebooted before that.
- o The sending RBridge MUST have exactly one adjacency in the Report state on the link and no other adjacencies in any state but Down [\[RFC7177\]](#). Thus, receipt of a TRILL IS-IS Hello frame, other than one of the correct type (point-to-point or LAN) from the RBridge believed to be at the other end of the link, indicates that the link really isn't point-to-point or that the RBridge at the other end of that link is mis-behaving. In either case, the RBridge receiving such an unexpected Hello MUST stop using Compact Format TRILL Data frames on that port for at least twice the holding time in the unexpected Hello but not less than ten seconds, unless it is reset by management or rebooted before that. This is a change to [\[RFC6325\]](#) which states that an RBridge port configured as point-to-point ignores LAN Hellos and such a port configured as LAN ignores point-to-point Hellos.
- o RBridge Ethernet ports are required to monitor ports for BPDUs received ([Section 4.9.3 \[RFC6325\]](#)). On receipt of a customer bridging BPDU at an RBridge port, the RBridge MUST stop using Compact Format on that port and revert to sending General Format TRILL Data frames for at least four times the Bridge Hello Time in the BPDU, but not less than ten seconds, unless the port or RBridge is reset by management or rebooted before that.

- o It is RECOMMENDED that RBridge ports intending to use Compact Format also use the Link Layer Discovery Protocol (LLDP) [[802.1AB](#)]

to provide additional assurance that the link is actually point-to-point. For this use, LLDP should be run to the Nearest Customer Bridge MAC address (01-80-C2-00-00-00). Receipt by an RBridge port supporting LLDP of an LLDP message indicating the presence on the link of a MAC Bridge, Layer 3 Router, or End Station indicates that the link is not point-to-point and the RBridge MUST stop using Compact Format on the port for at least twice the TTL in the received LLDP frame but not less than ten second, unless the port or RBridge is reset by management or rebooted before that.

3.2 RBridge Originated and Terminated Native Frames

There can be native frames originated by or intended for consumption by an RBridge. Examples include SNMP over IP frames or RBridge Channel frames [RFC7178]. In many cases, such internal sinks and sources of native frames are treated as a virtual end-station internally attached to the RBridge. Such frames are converted to TRILL Data frames before being transmitted outside the originating RBridge.

Because of the way that Compact Format TRILL Data frames are recognized, particularly the change in [RFC6325], Section 4.6.2, Point 3, made by Section 3.3.1 of this document, an RBridge MUST use a MAC address different from the address of any of its ports as the Inner.MacSA of frames it locally originates and as the Inner.MacDA it expects to see in unicast TRILL Data frames that it receives and decapsulates for locally processing.

3.3 Compact TRILL Data Reception and Transmission

If an RBridge's Ethernet port has Compact Format enabled, frame reception and transmission are modified as described below.

Section 4.6 of the TRILL base protocol standard [RFC6325] provides a specification of the processing of all possible types of received frames. TRILL frames are any frame starting with the TRILL or L2-IS-IS or RBridge-Channel Ethertype or that has an Outer.MacDA that is any of the block of 16 multicast addresses assigned to TRILL ([RFC6325] Section 7.2).

3.3.1 Compact TRILL Data Frame Reception

Section 4.6.2 of [RFC6325] specifies the processing of received TRILL

frames. A complete replacement for [Section 4.6.2 of \[RFC6325\]](#) that

supports Compact Format and incorporates the correction in [Section 5.1.2 of \[RFC7780\]](#) is provided in the quoted text below.

Even when Compact Format is enabled, the sender is not required to compact all or any TRILL Data frames and a receiver MUST be prepared for an arbitrary mix of Compact Format and General Format TRILL Data frames arriving on a point-to-point link.

NOTE: All of the Section references in the quoted text below are references to Sections in [\[RFC6325\]](#).

"A TRILL frame either has the TRILL or L2-IS-IS Ethertype or has a multicast Outer.MacDA allocated to TRILL (see [Section 7.2](#)). The following tests are performed sequentially, and the first that matches controls the handling of the frame:"

"By default a frame is classified as General Format."

"1. If the Ethertype is L2-IS-IS and the Outer.MacDA is either All-IS-IS-RBridges or the unicast MAC address of the receiving RBridge port, the frame is handled as described in [Section 4.6.2.1](#) on TRILL Control frames."

"2. If the Outer.MacDA is a multicast address allocated to TRILL other than All-RBridges then the frame is discarded."

"3. If the Outer.MacDA is a unicast address other than the address of the receiving Rbridge then (3a) if Compact Format TRILL Data frames are disabled, the frame is discarded or (3b) if Compact Format TRILL Data frames are enabled, the frame is classified as compact."

"4. If the Ethertype is not TRILL, the frame is discarded."

"5. If the Version field in the TRILL Header is greater than 0, the frame is discarded."

"6. If the hop count is 0, the frame is discarded."

"7. If the Outer.MacDA is multicast and the M bit is zero the frame is discarded. If the Outer.MacDA is unicast and M bit is one processing continues if Specific Addressing is enabled. If Specific Addressing is not enabled, the frame is discarded."

"8. If the frame has been classified as Compact Format, skip the rest of this rule and go to Rule 9. By default, an RBridge MUST discard General Format TRILL Data frames from a Outer.MacSA that is not an adjacency on the port where the

frame was received. RBridges MAY be configured per port to

accept such frames in cases where it is known that a non-peering device (such as an end-station) is configured to originate general TRILL encapsulated data frames that can be safely accepted."

- "9. If a frame has been classified as a Compact Format TRILL Data frame but it was received untagged, that is, without an Outer.VLAN, discard the frame."
- "10. For all subsequent processing, including Rule 11, if the frame has been classified as Compact Format, all references to Inner.MacDA, Inner.MacSA, or Inner.VLAN are to be understood to actually refer to the Outer.MacDA, Outer.MacSA, and Outer.VLAN as the frame was received."
- "11. The Inner.MacDA is then tested. If it is the All-Egress-Rbridges (also known as All-ESADI-RBridges) multicast address and RbN implements the ESADI protocol, processing proceeds as in [Section 4.6.2.2](#) for TRILL ESADI frames. If it is any other address or RbN does not implement ESADI, processing proceeds as in [Section 4.6.2.3](#) for TRILL Data frames."

[3.3.2](#) Compact TRILL Data Frame Transmission

When a TRILL Data frame is being transmitted out an RBridge port, if the conditions listed in [Section 3](#) above are met, the frame MAY be sent in Compact Format.

[3.4](#) Announcing Support for Compact Format

The Compact Format option is a hop-by-hop optional Ethernet link TRILL frame format and it is possible that an RBridge would support it on some ports and not others depending, for example, on port hardware. Therefore, if Compact Format is enabled at a port, this is indicated in every Hello ([Section 6](#)) it sends out that port.

4. Specific Addressing

Specific addressing optionally enables more efficient use of some types of multi-access links.

4.1 Current Multi-Destination Addressing

When multiple RBridges are connected to an Ethernet link, the base TRILL protocol standard [[RFC6325](#)] requires that multi-destination TRILL Data frames be sent on the Ethernet link addressed to the All-RBridges multicast address.

If the link is a multi-access link, such as a large bridged LAN, use of a multicast address may impose a significant burden, causing the frame to be flooded in the bridged LAN. In addition, all or many stations attached to the bridged LAN may receive the frame using up some of their input bandwidth. Those TRILL switches that receive the frame but are not the next hop on the frame's distribution tree will discard the frame due to the Reverse Path Forwarding Check.

4.2 Specific Addressing Specification

Multi-destination TRILL Data frames are sent on the distribution tree identified in the TRILL Header subject to optional pruning. The transmitting RBridge thus knows which next hop RBridge or RBridges on the link it needs to get the frame to.

If the next hop RBridges on the multi-access link and the transmitting RBridge all have Specific Addressing enabled, then the frame MAY be link unicast to the next hop RBridge or RBridges.

Use of Specific Addressing is a hop-by-hop optional decision. Successive TRILL Data frames received by an RBridge, even from the same sending RBridge on the same distribution tree, may be specifically (unicast) or multicast addressed. (The same frame is never sent both ways.) In successive RBridge to RBridge hops, a multi-destination TRILL Data frame might be sent alternately in specifically addressed and multicast addressed form.

4.3 Announcing Support for Specific Addressing

The Specific Addressing option is a hop-by-hop optional format. It is possible that an RBridge would support it on some ports and not

others. Therefore enablement of this option is indicated in every

TRILL Hello (see [Section 6](#)) sent on the port.

5. Interaction Between The Optimizations

Compact Format can only be used for TRILL Data frames on Ethernet links that are point-to-point. Compact Format works under the conditions specified above regardless of whether the frame is TRILL unicast (M=0) or TRILL multi-destination (M=1). It sets the Outer.MacDA, Outer.MacSA, and Outer.VLAN to the corresponding Inner fields and removes the Inner fields.

Specific Addressing is only beneficial for frames that are TRILL multi-destination Data frames on multi-access links. Specific Addressing causes the frame to be link unicast by setting the Outer.MacDA to the unicast address of a next hop RBridge.

Both optimizations change the Outer.MacDA from its value in the base TRILL protocol and thus they conflict. Specific Addressing **MUST NOT** be used on point-to-point Ethernet links. This avoids conflict.

6. IANA Considerations

IANA is requested to allocate two capability bits in the TRILL-PORT-VER sub-TLV [[RFC7176](#)] as follows:

Bit	Description	Reference
=====	=====	=====
tbd1	Compact Ethernet enabled.	(This document)
tbd2	Specific addressing enabled.	(This document)

7. Security Considerations

For general TRILL protocol security considerations, see [[RFC6325](#)]. See other security considerations below.

7.1 Compact Format Security Considerations

An RBridge conformant to the TRILL standard that has Compact Format TRILL Data not implemented or not enabled on a port will, as part of its normal procedures, discard any Compact Format TRILL Data frame it receives on that port because the EtherType of the frame would be TRILL but (1) if the Compact Format resulted in a unicast Outer.MacDA, it would not be the address of the receiving RBridge port, and (2) if the Compact Format resulted in a multicast or broadcast Outer.MacDA, it would not be the All-RBridges multicast address. If the RBridge port failed to discard the frame and erroneously handled it as being in General Format, bad things will usually happen as described in [Section 7.3](#).

With a General Format TRILL Data frame, the Data Label of the data is somewhat protected in the Inner Label field. With Compact Format, it is put in the more exposed Outer.VLAN field. If it is stripped, perhaps by an intervening bridge, and the frame arrives untagged, the rules in this document require that it be discarded to avoid changing the labeling of the frame to the default of the receiving RBridge port.

7.2 Specific Addressing Security Considerations

It is important not to apply both Compact Format optimization and Specific Addressing optimization to the same frame or else the frame may be misinterpreted as described in [Section 7.3](#). For this reasons, use of Specific Addressing on point-to-point links, where it would not provide an advantage anyway, is prohibited.

7.3 Results of Frame Misinterpretation

For frames that are misinterpreted due to circumstances described in Sections [7.1](#) and [7.2](#), the first six bytes of the native frame content will be treated as the Inner.MacDA, the next six bytes of that content as the Inner.MacSA, and the next four bytes as the Data Label. If the EtherType or the Data Label is not checked or some of the payload data accidentally has the value of a valid tag EtherType, the payload

may be delivered in the wrong VLAN violating security policy. For

this reason, the provisions of Sections [3](#) of this document should be scrupulously enforced.

8. References

Normative and informative references for this document are given below.

8.1 Normative References

- [802.1AB] - IEEE, "IEEE Standard for Local and metropolitan area networks / Station and Media Access Control Connectivity Discovery", IEEE Std 802.1AB-2009, 17 September 2009.
- [802.1Q] - IEEE, "IEEE Standard for Local and metropolitan area networks / Virtual Bridged Local Area Networks", IEEE Std 802.1Q-2014, 2014.
- [IS-IS] - ISO/IEC 10589:2002, Second Edition, "Intermediate System to Intermediate System Intra-Domain Routing Exchange Protocol for use in Conjunction with the Protocol for Providing the Connectionless-mode Network Service (ISO 8473)", 2002.
- [RFC2119] - Bradner, S., "Key words for use in RFCs to Indicate Requirement Levels", [BCP 14](#), [RFC 2119](#), DOI 10.17487/RFC2119, March 1997, <<http://www.rfc-editor.org/info/rfc2119>>.
- [RFC6325] - Perlman, R., Eastlake 3rd, D., Dutt, D., Gai, S., and A. Ghanwani, "Routing Bridges (RBriges): Base Protocol Specification", [RFC 6325](#), DOI 10.17487/RFC6325, July 2011, <<http://www.rfc-editor.org/info/rfc6325>>.
- [RFC7172] - Eastlake 3rd, D., Zhang, M., Agarwal, P., Perlman, R., and D. Dutt, "Transparent Interconnection of Lots of Links (TRILL): Fine-Grained Labeling", [RFC 7172](#), DOI 10.17487/RFC7172, May 2014, <<http://www.rfc-editor.org/info/rfc7172>>.
- [RFC7176] - Eastlake 3rd, D., Senevirathne, T., Ghanwani, A., Dutt, D., and A. Banerjee, "Transparent Interconnection of Lots of Links (TRILL) Use of IS-IS", [RFC 7176](#), DOI 10.17487/RFC7176, May 2014, <<http://www.rfc-editor.org/info/rfc7176>>.
- [RFC7780] - Eastlake 3rd, D., Zhang, M., Perlman, R., Banerjee, A., Ghanwani, A., and S. Gupta, "Transparent Interconnection of Lots of Links (TRILL): Clarifications, Corrections, and Updates", [RFC 7780](#), DOI 10.17487/RFC7780, February 2016, <<http://www.rfc-editor.org/info/rfc7780>>.

8.2 Informative References

- [802-2014] - IEEE 802, "IEEE Standard for Local and Metropolitan Area Networks / Overview and Architecture", 802-2014, 12 June 2014.
- [802.1AE] - IEEE 802, "IEEE Standard for Local and metropolitan area networks / Media Access Control (MAC) Security", 802.1AE-2006, 18 August 2006.
- [802.3] - IEEE, "IEEE Standard for Information technology / Telecommunications and information exchange between systems / Local and metropolitan area networks / Specific requirements Part 3: Carrier sense multiple access with collision detection (CSMA/CD) access method and physical layer specifications", IEEE Std 802.3-2012, 28 December 2012.
- [RFC6361] - Carlson, J. and D. Eastlake 3rd, "PPP Transparent Interconnection of Lots of Links (TRILL) Protocol Control Protocol", [RFC 6361](#), August 2011.
- [RFC7177] - Eastlake 3rd, D., Perlman, R., Ghanwani, A., Yang, H., and V. Manral, "Transparent Interconnection of Lots of Links (TRILL): Adjacency", [RFC 7177](#), DOI 10.17487/RFC7177, May 2014, <<http://www.rfc-editor.org/info/rfc7177>>.
- [RFC7178] - Eastlake 3rd, D., Manral, V., Li, Y., Aldrin, S., and D. Ward, "Transparent Interconnection of Lots of Links (TRILL): RBridge Channel Support", [RFC 7178](#), DOI 10.17487/RFC7178, May 2014, <<http://www.rfc-editor.org/info/rfc7178>>.

Authors' Addresses

Radia Perlman
EMC
2010 256th Avenue NE, #200
Bellevue, WA 98007 USA

EMail: radia@alum.mit.edu

Donald E. Eastlake 3rd
Huawei Technologies
155 Beaver Street
Milford, MA 01757, USA

Phone: +1-508-333-2270
Email: d3e3e3@gmail.com

Yizhou Li
Huawei Technologies
101 Software Avenue,
Nanjing 210012, China

Phone: +86-25-56622310
Email: liyizhou@huawei.com

Anoop Ghanwani
Dell
350 Holger Way
San Jose, CA 95134 USA

Phone: +1-408-571-3500
Email: anoop@alumni.duke.edu

Copyright and IPR Provisions

Copyright (c) 2016 IETF Trust and the persons identified as the document authors. All rights reserved.

This document is subject to [BCP 78](#) and the IETF Trust's Legal Provisions Relating to IETF Documents (<http://trustee.ietf.org/license-info>) in effect on the date of publication of this document. Please review these documents carefully, as they describe your rights and restrictions with respect to this document. Code Components extracted from this document must include Simplified BSD License text as described in Section 4.e of the Trust Legal Provisions and are provided without warranty as described in the Simplified BSD License. The definitive version of an IETF Document is that published by, or under the auspices of, the IETF. Versions of IETF Documents that are published by third parties, including those that are translated into other languages, should not be considered to be definitive versions of IETF Documents. The definitive version of these Legal Provisions is that published by, or under the auspices of, the IETF. Versions of these Legal Provisions that are published by third parties, including those that are translated into other languages, should not be considered to be definitive versions of these Legal Provisions. For the avoidance of doubt, each Contributor to the IETF Standards Process licenses each Contribution that he or she makes as part of the IETF Standards Process to the IETF Trust pursuant to the provisions of [RFC 5378](#). No language to the contrary, or terms, conditions or rights that differ from or are inconsistent with the rights and licenses granted under [RFC 5378](#), shall have any effect and shall be null and void, whether published or posted by such Contributor, or included with or in such Contribution.

