

NETMOD Working Group N.  
Sambo  
Internet-Draft P.  
Castoldi  
Intended status: Standards Track Scuola Superiore  
Sant'Anna  
Expires: May 3, 2018 G.  
Fioccola  
Telecom  
Italia  
F.  
Cugini  
CNIT  
H.  
Song  
T.  
Zhou  
Huawei  
October 30,  
2017

**YANG model for finite state machine  
draft-sambo-netmod-yang-fsm-00**

Abstract

Network operators and service providers are facing the challenge of deploying systems from different vendors while looking for a trade-off among transmission performance, network device reuse, and capital

expenditure without the need of being tied to single vendor equipment. The deployment and operation of more dynamic and programmable network infrastructures can be driven by adopting model-

driven and software-defined control and management paradigms. In this context, YANG enables to compile a set of consistent vendor-neutral data models for networks and components based on actual operational needs emerging from heterogeneous use cases. This document proposes YANG models to describe events, operations, and finite state machine of YANG-defined network elements. The proposed models can be applied in several use cases: i) in the context of optical networks to pre-instruct data plane devices (e.g., an optical

transponder) on the actions to be performed (e.g., code adaptation) in case some events, such as physical layer degradations, occur; ii) in general data networks, network telemetry applications can define and embed custom data probes into data plane devices. A probe in many cases can be modeled as an FSM; iii) the monitoring of packet loss and delay through a network clustering approach.

Status of This Memo

This Internet-Draft is submitted in full conformance with the

provisions of [BCP 78](#) and [BCP 79](#).

Internet-Drafts are working documents of the Internet Engineering Task Force (IETF). Note that other groups may also distribute working documents as Internet-Drafts. The list of current Internet-Drafts is at <https://datatracker.ietf.org/drafts/current/>.

Sambo, et al.  
1]

Expires May 3, 2018

[Page

Internet-Drafts are draft documents valid for a maximum of six months and may be updated, replaced, or obsoleted by other documents at any time. It is inappropriate to use Internet-Drafts as reference material or to cite them other than as "work in progress."

This Internet-Draft will expire on May 3, 2018.

Copyright Notice

Copyright (c) 2017 IETF Trust and the persons identified as the document authors. All rights reserved.

This document is subject to [BCP 78](#) and the IETF Trust's Legal Provisions Relating to IETF Documents (<https://trustee.ietf.org/license-info>) in effect on the date of publication of this document. Please review these documents carefully, as they describe your rights and restrictions with respect to this document. Code Components extracted from this document must include Simplified BSD License text as described in Section 4.e of the Trust Legal Provisions and are provided without warranty as described in the Simplified BSD License.

Table of Contents

- [1](#) Introduction . . . . .
- [3](#) [2](#) Conventions used in this document . . . . .
- [3](#) [3](#) Terminology . . . . .
- [4](#) [4](#) Example of application . . . . .
- [4](#) [4.1](#) Pre-programming resiliency schemes in EONs . . . . .
- [4](#) [4.2](#) Deploying Dynamic Probes for Programmable Network Telemetry . . . . .
- [7](#) [4.3](#) IP Performance Measurements on multipoint-to-multipoint large Networks . . . . .
- [9](#) [5](#) YANG for finite state machine (FSM) . . . . .
- [10](#) [6](#) Implementation of the pre-programming resiliency schemes in EONs . . . . .
- [13](#) [7](#) Appendix . . . . .
- [14](#) [7.1](#) YANG model for FSM - Tree . . . . .
- [14](#) [7.2](#) YANG model for FSM - Code . . . . .

[15](#)      [7.3.](#) Example of values for the YANG model . . . . .

[27](#)      [8.](#) Acknowledgements . . . . .

[28](#)      [9.](#) Other Contributors . . . . .

[28](#)      [10.](#) Security Considerations . . . . .

[28](#)      [11.](#) References . . . . .

[28](#)      [11.1.](#) Normative References . . . . .

[28](#)      [11.2.](#) Informative References . . . . .

[28](#)      Authors' Addresses . . . . .

[29](#)

## 1. Introduction

Networks are evolving toward more programmability, flexibility, and multi-vendor interoperability. Multi-vendor interoperability can be applied in the context of nodes, i.e. a node composed of components provided by different vendors (named fully disaggregated white box) is assembled under the same control system. This way, operators can optimize costs and network performance without the need of being tied

to single vendor equipment. NETCONF protocol [RFC6241](#) [[RFC6241](#)] based

on YANG data modeling language [RFC6020](#) [[RFC6020](#)] is emerging as a candidate Software Defined Networking (SDN) enabled protocol.

First,

NETCONF supports both control and management functionalities, thus permits high programmability. Then, YANG enables data modeling in a vendor-neutral way. Some recent works have provided YANG models to describe attributes of links (e.g., identification), nodes (e.g., connectivity matrix), media channels, and transponders (e.g., supported forward error correction - FEC) of networks ([\[I-D.ietf-i2rs-yang-network-topo\]](#) [[I-D.vergara-ccamp-flexigrid-yang](#)]

[\[I-D.zhang-ccamp-l1-topo-yang\]](#)), also including optical technologies.

This document presents YANG models to describe events, operations, and finite state machine of YANG-defined network elements. Such models can be applied to several use cases. In the context of elastic optical networks (EONs), the model enables a centralized remote network controller (managed by a network operator) to

instruct

a transponder controller about the actions to perform when certain events (e.g., failures) occur. The actions to be taken and the events can be re-programmed on the device. In general data

networks,

programmable network telemetry is considered a killer SDN

application

which can help applications gain unprecedented visibility to network data plane. Instead of providing raw data, network devices can be configured to filter and process data directly on the data plane and only hand preprocessed data to the collector, in order to save data bandwidth and reduce reaction delay ([\[I-D.song-opsawg-dnp4iq\]](#)) .

Such

configurations can be programmed as custom probes and dynamically deployed into data plane devices. A probe in many cases can be modeled as an FSM. Another use case is the monitoring of packet

loss

and delay through a network clustering approach: in this case, each FSM state is determined by a specific subdivision of the network in Clusters ([\[I-D.fioccola-ippm-multipoint-alt-mark\]](#)).

## 2. Conventions used in this document

The key words "MUST", "MUST NOT", "REQUIRED", "SHALL", "SHALL NOT", "SHOULD", "SHOULD NOT", "RECOMMENDED", "MAY", and "OPTIONAL" in this document are to be interpreted as described in [RFC2119](#) [[RFC2119](#)].

### **3. Terminology**

ABNO: Application-Based Network Operations

BER: Bit Error Rate

EON: Elastic Optical Network

FEC: Forward Error Correction

FSM: Finite State Machine

NETCONF: Network Configuration Protocol

OAM: Operation Administration and Maintenance

SDN: Software Defined Network

YANG: Yet Another Network Generator

DNP: Dynamic Network Probe

AMM: Alternate Marking Method

### **4. Example of application**

#### **4.1. Pre-programming resiliency schemes in EONs**

EONs (optical networks based on flexible grid supporting circuits of different bandwidth) are expected to employ flexible transponders, i.e. transponders supporting multiple bit rates, multiple modulation formats, and multiple codes. Such transponders permits the (re-) configuration of the bit rate value based on traffic requirements,

as

well as the configuration of the modulation format and code based on the physical characteristics of a path (e.g., quadrature phase shift keying is more robust than 16 quadrature amplitude modulation).

This

way, transmission parameters can be (re-) configured based on physical layer changes. The YANG model presented in this draft enables to pre-program reconfiguration settings of data plane

devices

in case of failures or physical layer degradations. In particular, soft failures are assumed. Soft failures imply transmission performance degradation, in turns a bit error rate (BER) increase, e.g. due to the ageing of some network devices. Without losing generality, the ABNO architecture is assumed for the control and management of EONs ([RFC7491](#) [[RFC7491](#)]). Considering the state of

the

art, when pre-FEC BER passes above a predefined threshold, it is expected that an alarm is sent to the OAM Handler, which

communicates

with the ABNO controller that may trigger an SDN controller (that

Sambo, et al.  
4]

Expires May 3, 2018

[Page



could be the Provisioning Manager of ABNO [RFC7491](#) [[RFC7491](#)]) for computing new transmission parameters. The involved ABNO modules are

shown in the simplified ABNO architecture of Fig. 1. Then, transponders are reconfigured. When alarms related to several connections impacted by the soft failure are generated, this procedure may be particularly time consuming. The related workflow for transponder reconfiguration is shown in Fig. 2. The proposed model enables an SDN controller to instruct the transponder about reconfiguration of new transmission parameters values if a soft failure occurs. This can be done before the failure occurs (e.g., during the connection instantiation phase or during the connection service), so that data plane devices can promptly reconfigure themselves without querying the SDN controller to trigger an on-demand recovery. This is expected to speed up the recovery process from soft failures. The related flow chart is shown in Fig. 3.

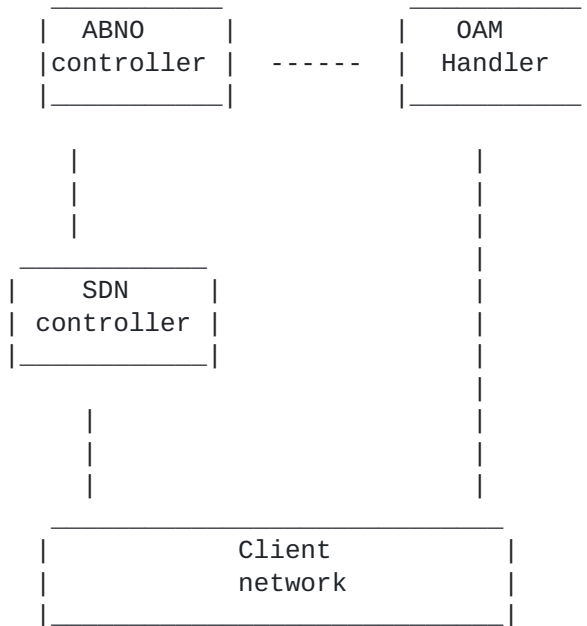


Figure 1: Assumed ABNO functional modules



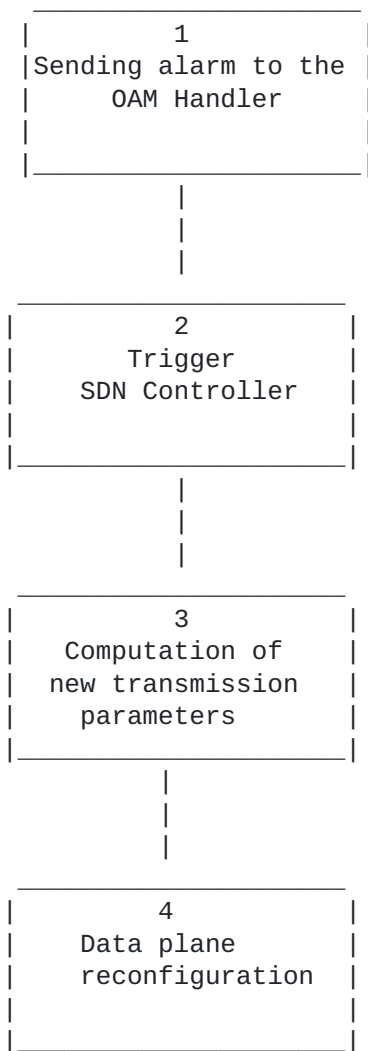


Figure 2: Flow chart of the expected state-of-the-art approach



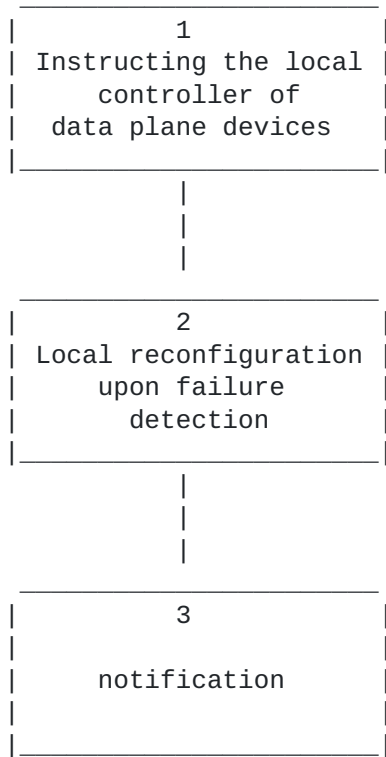


Figure 3: Flow chart of the approach exploiting YANG models in this draft

#### 4.2. Deploying Dynamic Probes for Programmable Network Telemetry

In the past, network data analytics was considered a separate function from networks. They consume raw data extracted from networks through piecemeal protocols and interfaces. With the advent of user programmable data plane, we expect a paradigm shift that makes the data plane be an active component of the data telemetry and analytics solution. The programmable in-network data preprocessing is efficient and flexible to offload some light-weight data processing through dynamic data plane programming or configuration. A universal network data analytics platform built on top of this enables a tight and agile network control and OAM feedback loop. A proposed dynamic network telemetry system architecture is illustrated in Fig.4.

An application translates its data requirements into a set of Dynamic Network Probes (DNP) targeting a subset of data plane devices. After the probes are deployed, each probe conducts its corresponding in-

network data preprocessing and feeds the preprocessed data to the

Sambo, et al.  
7]

Expires May 3, 2018

[Page

collector. The collector finishes the data post-processing and presents the results to the data-requesting application.

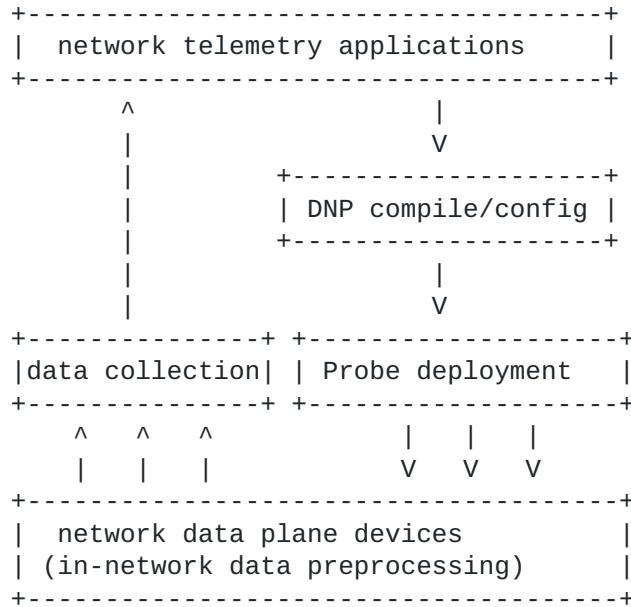


Figure 4: Deploy dynamic network probes using YANG FSM models

Many DNPs can be modeled as FSM which are configured to capture specific events. Here FSMs essentially preprocess the raw stream data and only report the necessary data to subscribing applications.

For example, a congestion control application needs to monitor the router buffer occupancy. Instead of polling the buffer depth periodically, it is only interested in the real-time events when the buffer depth crosses a low and a high threshold. We can install a probe to achieve this data plane function and the probe can be modeled as a three-state FSM. Each state represents a buffer region:

below the low threshold, above the high threshold, and in between the

two thresholds. A possible state transition is checked against the buffer depth for each incoming and outgoing packet. Whenever a state

transition happens, an event is generated and reported to the application. This approach significantly reduces the amount of data sent to the application and also allows a timely event notification.

For another example, an application would like to monitor the delay experienced by a flow. The packet delay on its forwarding path can be acquired by using iOAM [[I-D.brockners-inband-oam-requirements](#)]. However, the application only needs to know that N consecutive flow packets experience a delay longer than T. Instead of forwarding the





raw delay data to the application, a probe can be deployed to detect the event. Similarly, the probe can be modeled as an FSM.

**4.3. IP Performance Measurements on multipoint-to-multipoint large Networks**

Networks offer rich sets of network performance measurement data, but traditional approaches run into limitations. One reason for this is the fact that in many cases, the bottleneck is the generation and export of the data and the amount of data that can be reasonably collected from the network runs into bandwidth and processing constraints in the network itself. In addition, management tasks related to determining and configuring which data to generate lead to significant deployment challenges.

In order to address these issues, an SDN controller application orchestrates network performance measurements tasks across the network to allow an optimized monitoring. In fact the IP Performance Measurement SDN Controller Application in Figure 5 can calibrate how deep can be obtained monitoring data from the network by configuring measurement points roughly or meticulously. This can be established by using the feedback mechanism reported in Figure 5.

For instance, the SDN Controller can configure initially an end to end monitoring between ingress points and egress points of the network. If the network does not experiment issues, this approximate monitoring is good enough and is very cheap in terms of network resources. But, in case of problems, the SDN Controller becomes aware of the issues from this approximate monitoring and, in order to localize the portion of the network that has issues, configures the measurement points more exhaustively. So a new detailed monitoring is performed. After the detection and resolution of the problem the initial approximate monitoring can be used again. This idea is general and can be applied to different performance measurements techniques both active and passive (and hybrid).

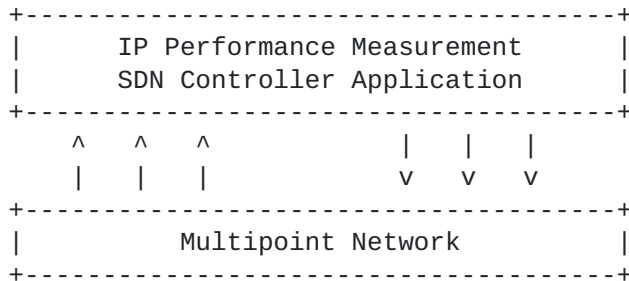


Figure 5: Feedback mechanism on multipoint-to-multipoint large



One of the most efficient methodology to perform packet, loss delay and jitter measurements both in an IP and Overlay Networks is the Alternate Marking method, as presented in [[I-D.ietf-ippm-alt-mark](#)] and [[I-D.fioccola-ippm-multipoint-alt-mark](#)].

This technique can be applied to point-to-point flows but also to multipoint-to-multipoint flows (see [[I-D.ietf-ippm-alt-mark](#)] and [[I-D.fioccola-ippm-multipoint-alt-mark](#)]). The Alternate Marking method creates batches of packets by alternating the value of 1 or 2 bits of the packet header. These batches of packets are unambiguously recognized over the network and the comparison of packet counters permits the packet loss calculation. The same idea can be applied for delay measurement by selecting special packets with a marking bit dedicated for delay measurements. This method needs two counters each marking period for each flow under monitor. For this reason by considering  $n$  measurement points and  $n$  monitored flows, the order of magnitude of the packet counters for each time interval is  $n*n*2$  (1 per color).

Multipoint Alternate Marking, described in [[I-D.fioccola-ippm-multipoint-alt-mark](#)], aims to reduce this value and makes the performance monitoring more flexible in case a detailed analysis is not needed.

It is possible to monitor a Multipoint Network without examining in depth by using the Network Clustering (subnetworks that are portions of the entire network that preserve the same property of the entire network). So in case there is packet loss or the delay is too high the filtering criteria could be specified more in order to perform a per flow detailed analysis, as described in [[I-D.ietf-ippm-alt-mark](#)].

An application of the multipoint performance monitoring can be done by using FSM (each state is a composition of clusters) and feedback mechanism where the SDN Controller is the brain of the network and can manage flow control to the switches and routers and, in the same way, can calibrate the performance measurements depending on the necessity.

## **5. YANG for finite state machine (FSM)**

This model defines a list of states and transitions to describe a generic finite state machine (FSM). The related code and tree are shown in the Appendix.

<current-state>: it defines the current state of the FSM.

<states>: this element defines the FSM as follows.

    <state>: this list defines all the FSM states.

        <id>: this leaf attribute of <state> defines the



identifier of the state  
<name>: this leaf attribute of <state> defines the name of the state  
<description>: this leaf is a "string" describing the state  
<transitions>: this attribute defines a list of transitions to other states in the FSM.

the

<name>: this attribute defines the name of a transition  
<type>: this attribute defines the type of

transition from a pool of possible transition types predefined inside the YANG model. Together with the <name> attribute, it uniquely identifies the transition.

<description>: this optional attribute is a "string" describing the transition

<filters>: this leaf is a list of input parameters related to the transition. This attribute enables to further express a transition: as an example, if a transition

can

be triggered by a parameter (e.g., a

monitored

performance parameter) exceeding a threshold (as in Sec. 5), an element of the list

defines

this threshold. Thus, if the parameter is outside the threshold, the transition is taken, otherwise not.

defines

<filter>: this leaf of <filters>

a filter parameter.

<filter-id>: this leaf of <filters> define the identifier number associated with the <filter> attribute.

<actions>: this attribute defines a list of actions to take during the transition.

<action>: this attribute is the list of actions

<id>: this leaf of <action> defines the identifier number of an action.

<type>: this leaf of <action> defines the type of an action.

<simple>: this leaf defines (differently from <conditional> detailed below) an action that has to be directly executed.

<execute>: this attribute recalls an RPC

encapsulating

the effective task (action)  
to be executed by the

Sambo, et al.  
11]

Expires May 3, 2018

[Page

defined hardware. If more actions (e.g., "A" and "B"), in the <action> list, have to be executed, these actions can be executed sequentially according to the <next-action> attribute detailed below. Thus, by referring to the tree of

the Appendix, when an action ("A") is executed, the <next-action> attribute

will bring to another action ("B"). If more actions have to be executed in parallel (e.g., "A" & "B"), not sequentially, an element of the <action> list should be defined to express an

action (e.g., "A&B") consisting of more actions to be executed in parallel.

<next-action>: this attribute defines the identification number of a next action that has to be taken. The <next-action> can assume a NULL value.

a <conditional>: this leaf enables check ("true" or "false") to be verified before executing the action. Based on the check, the proper attributes <execute> and <next-operation> are considered.

executing <statement>: this leaf of <conditional> defines the condition to be verified before the action.

<true>: this leaf of <conditional> defines a result of the check associated to <statement>. Proper <execute> and <next-operation>

associated

attributes are  
with this result of the

Sambo, et al.  
12]

Expires May 3, 2018

[Page



associated

check.  
<false>: this leaf of  
<conditional> defines a  
result of the check  
associated to  
<statement>. Proper  
<execute> and  
<next-operation>  
attributes are

with this result of the  
check.  
<next-state>: this attribute defines  
the next state of FSM when an action

is

executed.

## **6. Implementation of the pre-programming resiliency schemes in EONs**

These presented model can be used to enable a centralized network controller, managed by a network operator, to instruct data plane hardware on its reconfiguration if some events, such as a failure or physical layer degradation, occur. As an example, an optical signal impacted by a soft failure (i.e., a physical layer degradation inducing a pre forward error correction bit error rate increase - pre-FEC) can be maintained by adapting the FEC of the signal itself. This action to be taken and, more in general operations to be executed depending on critical events, can be (re-) programmed on

the

transponder by (re-) sending a NETCONF <edit-config> message to the device controller including a FSM defined by the YANG model. Such a system has the main goal to speed up the reaction of the network to certain events/faults and to alleviate the workload of the centralized controller. The speed up derives from the fact that the centralized controller is able to pre-compute and pre-configure on the network devices the actions to take when an event occurs taking into account a global view and knowledge of the network. In this way, the device is already aware of the actions to be locally

applied

to reconfigure a connection, avoiding to inform the controller and

to

wait for the response indicating what to do. Consequently, part of the workload is also removed from the centralized controller. When the reaction is successfully completed in the data plane, the centralized controller can be notified about the faults and the

taken

action. A flexible transponder supporting two FEC types, 7% and 20%,

is considered. A two-states FSM is also assumed. The states have <name> attribute set to "Steady" and "Fec-Baud-Adapt", respectively. In the "Steady" state, the signal is in a healthy condition,

adopting

a 7% FEC, with a pre-FEC BER below an assigned threshold of  $9 \times 10^{-4}$ .

A transition from this state can be triggered by the event with `<name>=BER_CHANGE` and `<filter-type>=9 x 10-4`, thus expressing a change of the pre-FEC BER above the threshold. In case the pre-FEC

BER exceeds  $9 \times 10^{-4}$  due to a soft failure, the state machine evolves to the "Fec-Baud-Adapt" state and an adaptation to a more robust FEC of 20% (executed by the attribute <execute>) is performed. The system can return to the "Steady" state if the pre-FEC BER goes below another pre-defined threshold and the FEC is reconfigured to 7%.

## 7. Appendix

This appendix reports the YANG models code and the related tree.

### 7.1. YANG model for FSM - Tree

```
module: finite-state-machine
  +--rw current-state?  leafref
  +--rw states
    +--rw state [id]
      +--rw id          state-id-type
      +--rw description? string
      +--rw transitions
        +--rw transition [name type]
          +--rw name      string
          +--rw type      transition-type
          +--rw description? string
          +--rw filters
            | +--rw filter [filter-id]
            |   +--rw filter-id  yp:filter-id
          +--rw actions
            +--rw action [id]
              +--rw id          transition-id-type
              +--rw type        enumeration
              +--rw conditional
                | +--rw statement  string
                | +--rw true
                | | +--rw execute
                | | +--rw next-action?  transition-id-type
                | | +--rw next-state?  leafref
                | +--rw false
                |   +--rw execute
                |   +--rw next-action?  transition-id-type
                |   +--rw next-state?  leafref
            +--rw simple
              +--rw execute
              +--rw next-action?  transition-id-type
              +--rw next-state?  leafref
```



## 7.2. YANG model for FSM - Code

```
module transitions {
  namespace "http://sssup.it/transitions";
  prefix ev;

  import ietf-yang-push {
    prefix yp;
  }

  organization
    "Scuola Superiore Sant'Anna Network and Services Laboratory";

  contact
    " Editor: Matteo Dallaglio
      <mailto:m.dallaglio@sssup.it>
    ";

  description
    "This module contains a YANG definitions of events and generic
    reactions.";

  revision 2016-03-15 {
    description "Initial Revision.";
    reference
      "RFC xxxx: A YANG data model for the description of events and
```



```
        reactions";
    }

// identity statements

identity TRANSITION {
    description "Base for all types of event";
}

identity ON_CHANGE {
    base TRANSITION;
    description
        "The event when the database changes.";
}

// typedef statements

typedef transition-type {
    type identityref {
        base TRANSITION;
    }
}

typedef transition-id-type {
```





```
    type uint32;
}

// grouping statements
grouping action-block {
    leaf id {
        type transition-id-type;
    }
    leaf type {
        type enumeration {
            enum CONDITIONAL_OP;
            enum SIMPLE_OP;
        }
        mandatory true;
    }
}

grouping execution-top {
    anyxml execute {
        description "Represent the action to perform";
    }
    leaf next-action {
        type transition-id-type;
        description "the id of the next action to execute";
    }
}
```



```
    }  
  }
```

```
container conditional {  
  when "../type = 'CONDITIONAL_OP';"  
  leaf statement {  
    type string;  
    mandatory true;  
    description  
      "The statement to be evaluated before execution.  
      E.g. if a=b";  
  }  
  container true {  
    uses execution-top;  
  }  
  container false {  
    uses execution-top;  
  }  
}
```

```
container simple {  
  when "../type = 'SIMPLE_OP';"  
  description  
    "Simple execution of an action without checking any  
condition";
```



```
    uses execution-top;
  }
}
```

```
grouping action-top {
  list action {
    key "id";
    ordered-by user;
    uses action-block;
  }
}
```

```
grouping on-change {
  description
    "Event occurring when a modification of one or more
    objects occurs";
```

```
container filters {
  description
    "This container contains a list of configurable filters
    that can be applied to subscriptions. This facilitates
    the reuse of complex filters once defined.";
  list filter {
    key "filter-id";
```



```
    description
      "A list of configurable filters that can be applied to
      subscriptions.";
    leaf filter-id {
      type yp:filter-id;
      description
        "An identifier to differentiate between filters.";
    }
    uses yp:datatree-filter;
  }
}

grouping transition-top {
  leaf name {
    type string;
    mandatory true;
  }

  leaf type {
    type transition-type;
    mandatory true;
  }
}
```





```
leaf description {
    type string;
}

// list of all possible events
uses on-change {
    when "type = 'ON_CHANGE'";
}

container actions {
    uses action-top;
}

grouping transitions-top {
    container transitions {
        list transition {
            key "name type";
            uses transition-top;
        }
    }
}
```



```
// data definition statements

uses transitions-top;

// extension statements

// feature statements

// augment statements

// rpc statements

// notification statements

} // module transitions

module finite-state-machine {
  namespace "http://sssup.it/fsm";
  prefix fsm;

  import transitions {
    prefix ev;
  }
}
```



organization

"Scuola Superiore Sant'Anna Network and Services Laboratory";

contact

" Editor: Matteo Dallaglio

<mailto:m.dallaglio@sssup.it>

";

description

"This module contains a YANG definitions of a generic finite state machine.";

revision 2016-03-15 {

description "Initial Revision.";

reference

"RFC xxxx:";

}

// identity statements

// typedef statements

typedef state-id-type {

type uint32;

}



```
// grouping statements
```

```
grouping state-top {
```

```
  leaf id {
```

```
    type state-id-type;
```

```
  }
```

```
  leaf description {
```

```
    type string;
```

```
  }
```

```
grouping next-state-top {
```

```
  leaf next-state {
```

```
    type leafref {
```

```
      path "../../../../../../../../states/state/id";
```

```
    }
```

```
    description "Id of the next state";
```

```
  }
```

```
}
```

```
uses ev:transitions-top {
```

```
  augment "transitions/transition/actions/action/conditional/true" {
```

```
    uses next-state-top;
```





```
}
```

```
    augment "transitions/transition/actions/action/conditional/  
false" {
```

```
        uses next-state-top;
```

```
    }
```

```
    augment "transitions/transition/actions/action/simple" {
```

```
        //uses next-state-top;
```

```
        leaf next-state {
```

```
            type leafref {
```

```
                path "../states/state/id";
```

```
            }
```

```
            description "Id of the next state";
```

```
        }
```

```
    }
```

```
}
```

```
}
```

```
grouping states-top {
```

```
    leaf current-state {
```

```
        type leafref {
```

```
            path "../states/state/id";
```



```
    }  
  }  
  
  container states {  
    list state {  
      key "id";  
      uses state-top;  
    }  
  }  
}  
  
// data definition statements  
  
uses states-top;  
  
// extension statements  
  
// feature statements  
  
// augment statements.
```



```
// rpc statements

// notification statements

} // module fsm
```

**7.3. Example of values for the YANG model**

FIELD NAME	YANG DATA TYPE	VALUE
Current State	leafref	"an existing state id in the FSM"
State		
id	uint32	1
name	string	Steady
description	string	"whatever string"
transition		
name	string	"whatever string"
type	enum	BER_CHANGE
description	string	"whatever string"
filter		
filter-id	uint32	2
filter-type	anyxml or xpath	BER>0.0009
action		
id	uint32	3
type	enum	SIMPLE
statement	string	"whatever string"
execute	anyxml	"this recalls an RPC where the FEC value is expressed"
next-operation	uint32	NULL
next-state	leafref	"an existing state id in the FSM"



## **8. Acknowledgements**

This work has been partially supported by the European Commission through the H2020 ORCHESTRA (Optical perFormanCe monitoring enabling dynamic networks using a Holistic cross-layEr, Self-configurable Truly flexible approach, grant agreement no: H2020-645360) project. The views expressed here are those of the authors only. The

European

Commission is not liable for any use that may be made of the information in this document.

## **9. Other Contributors**

Matteo Dallaglio (Scuola Superiore Sant'Anna), Andrea Di Giglio (Telecom Italia), Giacomo Bernini (Nextworks).

## **10. Security Considerations**

TBD

## **11. References**

### **11.1. Normative References**

[RFC2119] Bradner, S., "Key words for use in RFCs to Indicate Requirement Levels", [BCP 14](#), [RFC 2119](#), DOI 10.17487/RFC2119, March 1997, <<https://www.rfc-editor.org/info/rfc2119>>.

[RFC6020] Bjorklund, M., Ed., "YANG - A Data Modeling Language for the Network Configuration Protocol (NETCONF)", [RFC 6020](#), DOI 10.17487/RFC6020, October 2010, <<https://www.rfc-editor.org/info/rfc6020>>.

[RFC6241] Enns, R., Ed., Bjorklund, M., Ed., Schoenwaelder, J., Ed., and A. Bierman, Ed., "Network Configuration Protocol (NETCONF)", [RFC 6241](#), DOI 10.17487/RFC6241, June 2011, <<https://www.rfc-editor.org/info/rfc6241>>.

[RFC7491] King, D. and A. Farrel, "A PCE-Based Architecture for Application-Based Network Operations", [RFC 7491](#), DOI 10.17487/RFC7491, March 2015, <<https://www.rfc-editor.org/info/rfc7491>>.

### **11.2. Informative References**





[I-D.brockners-inband-oam-requirements]

Brockners, F., Bhandari, S., Dara, S., Pignataro, C., Gredler, H., Leddy, J., Youell, S., Mozes, D., Mizrahi, T., <>, P., and r. remy@barefootnetworks.com, "Requirements for In-situ OAM", [draft-brockners-inband-oam-requirements-03](#) (work in progress), March 2017.

[I-D.fioccola-ippm-multipoint-alt-mark]

Fioccola, G., Cociglio, M., Sapio, A., and R. Sisto, "Multipoint Alternate Marking method for passive and hybrid performance monitoring", [draft-fioccola-ippm-multipoint-alt-mark-01](#) (work in progress), October 2017.

[I-D.ietf-i2rs-yang-network-topo]

Network  
in  
Clemm, A., Medved, J., Varga, R., Bahadur, N., Ananthakrishnan, H., and X. Liu, "A Data Model for Topologies", [draft-ietf-i2rs-yang-network-topo-17](#) (work in progress), October 2017.

[I-D.ietf-ippm-alt-mark]

(work  
in progress), October 2017.  
Fioccola, G., Capello, A., Cociglio, M., Castaldelli, L., Chen, M., Zheng, L., Mirsky, G., and T. Mizrahi, "Alternate Marking method for passive and hybrid performance monitoring", [draft-ietf-ippm-alt-mark-13](#)

[I-D.song-opsawg-dnp4iq]

Song, H. and J. Gong, "Requirements for Interactive Query with Dynamic Network Probes", [draft-song-opsawg-dnp4iq-01](#) (work in progress), June 2017.

[I-D.vergara-ccamp-flexigrid-yang]

for  
Madrid, U., Perdices, D., Lopezalvarez, V., Dios, O., King, D., Lee, Y., and G. Galimberti, "YANG data model Flexi-Grid Optical Networks", [draft-vergara-ccamp-flexigrid-yang-05](#) (work in progress), July 2017.

[I-D.zhang-ccamp-l1-topo-yang]

zhenghaomian@huawei.com, z., Fan, Z., Sharma, A., and X. Liu, "A YANG Data Model for Optical Transport Network Topology", [draft-zhang-ccamp-l1-topo-yang-07](#) (work in progress), April 2017.

Authors' Addresses



Internet-Draft  
2017

YANG for FSM

October

Nicola Sambo  
Scuola Superiore Sant'Anna  
Via Moruzzi 1  
Pisa 56124  
Italy

Email: [nicola.sambo@sssusup.it](mailto:nicola.sambo@sssusup.it)

Piero Castoldi  
Scuola Superiore Sant'Anna  
Via Moruzzi 1  
Pisa 56124  
Italy

Email: [piero.castoldi@sssusup.it](mailto:piero.castoldi@sssusup.it)

Giuseppe Fioccola  
Telecom Italia  
Via Reiss Romoli, 274  
Torino 10148  
Italy

Email: [giuseppe.fioccola@telecomitalia.it](mailto:giuseppe.fioccola@telecomitalia.it)

Filippo Cugini  
CNIT  
Via Moruzzi 1  
Pisa 56124  
Italy

Email: [filippo.cugini@cnit.it](mailto:filippo.cugini@cnit.it)

Haoyu Song  
Huawei  
2330 Central Expressway  
Santa Clara, CA 95050  
USA

Email: [haoyu.song@huawei.com](mailto:haoyu.song@huawei.com)



Internet-Draft  
2017

YANG for FSM

October

Tianran Zhou  
Huawei  
156 Beiqing Road  
Beijing 100095  
China

Email: zhoutianran@huawei.com

