

ROLL
Internet-Draft
Intended status: Standards Track
Expires: May 19, 2017

S. Anamalamudi
M. Zhang
AR. Sangi
Huawei Technologies
C. Perkins
Futurewei
S.V.R.Anand
Indian Institute of Science
November 15, 2016

Asymmetric AODV-P2P-RPL in Low-Power and Lossy Networks (LLNs)
draft-satish-roll-aodv-rpl-03

Abstract

Route discovery for symmetric and asymmetric Point-to-Point (P2P) traffic flows is a desirable feature in Low power and Lossy Networks (LLNs). For that purpose, this document specifies a reactive P2P route discovery mechanism for hop-by-hop routing (storing mode) based on Ad Hoc On-demand Distance Vector Routing (AODV) based RPL protocol. Two separate Instances are used to construct directional paths in case some of the links between source and target node are asymmetric.

Status of This Memo

This Internet-Draft is submitted in full conformance with the provisions of [BCP 78](#) and [BCP 79](#).

Internet-Drafts are working documents of the Internet Engineering Task Force (IETF). Note that other groups may also distribute working documents as Internet-Drafts. The list of current Internet-Drafts is at <http://datatracker.ietf.org/drafts/current/>.

Internet-Drafts are draft documents valid for a maximum of six months and may be updated, replaced, or obsoleted by other documents at any time. It is inappropriate to use Internet-Drafts as reference material or to cite them other than as "work in progress."

This Internet-Draft will expire on May 19, 2017.

Copyright Notice

Copyright (c) 2016 IETF Trust and the persons identified as the document authors. All rights reserved.

Internet-Draft

[draft-satish-ROLL-AODV-RPL](#)

November 2016

This document is subject to [BCP 78](#) and the IETF Trust's Legal Provisions Relating to IETF Documents (<http://trustee.ietf.org/license-info>) in effect on the date of publication of this document. Please review these documents carefully, as they describe your rights and restrictions with respect to this document. Code Components extracted from this document must include Simplified BSD License text as described in Section 4.e of the Trust Legal Provisions and are provided without warranty as described in the Simplified BSD License.

Table of Contents

1.	Introduction	2
2.	Terminology	3
3.	Overview of AODV-RPL	5
4.	AODV-RPL Mode of Operation (MoP)	5
5.	RREQ Message	8
6.	RREP Message	9
7.	Gratuitous RREP	11
8.	Operation of Trickle Timer	12
9.	IANA Considerations	12
9.1.	New Mode of Operation: AODV-RPL	12
9.2.	AODV-RPL Options: RREQ and RREP	12
10.	Security Considerations	12
11.	References	12
11.1.	Normative References	13
11.2.	Informative References	14
	Authors' Addresses	14

[1.](#) Introduction

RPL[RFC6550], the IPv6 distance vector routing protocol for Low-power and Lossy Networks (LLNs), is designed to support multiple traffic flows through a root-based Destination-Oriented Directed Acyclic Graph (DODAG). For traffic flows between routers within the DODAG (i.e., Point-to-Point (P2P) traffic), this means that data packets either have to traverse the root in non-storing mode (source routing), or traverse a common ancestor in storing mode (hop-by-hop routing). Such P2P traffic is thereby likely to flow along sub-optimal routes and may suffer severe traffic congestion near the DAG root [[RFC6997](#)], [[RFC6998](#)].

To discover optimal paths for P2P traffic flows in RPL, P2P-RPL

[RFC6997] specifies a temporary DODAG where the source acts as temporary root. The source initiates "P2P Route Discovery mode (P2P-RDO)" with an address vector for both non-storing mode (H=0) and storing mode (H=1). Subsequently, each intermediate router adds its IP address and multicasts the P2P-RDO message, until the message

reaches the target node (TargNode). TargNode sends the "Discovery Reply" option. P2P-RPL is efficient for source routing, but much less efficient for hop-by-hop routing due to the extra address vector overhead. In fact, when the P2P-RDO message is being multicast from the source hop-by-hop, receiving nodes are able to determine a next hop towards the source in symmetric links. When TargNode subsequently replies to the source along the established forward route, receiving nodes can determine the next hop towards TargNode. In other words, it is efficient to use only routing tables for P2P-RDO message instead of "Address vector" for hop-by-hop routes (H=1) in symmetric links.

RPL and P2P-RPL both specify the use of a single DODAG in networks of symmetric links. But, application-specific routing requirements that are defined in IETF ROLL Working Group [[RFC5548](#)], [[RFC5673](#)], [[RFC5826](#)] and [[RFC5867](#)] may need routing metrics and constraints enabling use of asymmetric bidirectional links. For this purpose, [[I-D.thubert-roll-asymlink](#)] describes bidirectional asymmetric links for RPL [[RFC6550](#)] with Paired DODAGs, for which the DAG root (DODAGID) is common for two Instances. This can satisfy application-specific routing requirements for bidirectional asymmetric links in base RPL [[RFC6550](#)]. P2P-RPL for Paired DODAGs, on the other hand, requires two DAG roots: one for the source and another for the target node due to temporary DODAG formation. For networks composed of bidirectional asymmetric links (see [Section 4](#)), AODV-RPL specifies P2P route discovery, utilizing RPL with a new MoP. AODV-RPL makes use of two multicast messages to discover possibly asymmetric routes. AODV-RPL eliminates the need for address vector control overhead, significantly reducing the control packet size which is important for Constrained LLN networks. Both discovered routes meet the application specific metrics and constraints that are defined in the Objective Function for each Instance [[RFC6552](#)].

2. Terminology

The key words "MUST", "MUST NOT", "REQUIRED", "SHALL", "SHALL NOT",

"SHOULD", "SHOULD NOT", "RECOMMENDED", "NOT RECOMMENDED", "MAY", and "OPTIONAL" in this document are to be interpreted as described in [\[RFC2119\]](#). Additionally, this document uses the following terms:

AODV

Ad Hoc On-demand Distance Vector Routing[\[RFC3561\]](#).

AODV-Instance

Either the RREQ-Instance or RREP-Instance

Bi-directional Asymmetric Link

A link that can be used in both directions but with different link characteristics (see [\[I-D.thubert-roll-asymlink\]](#)).

DODAG RREQ-Instance (or simply RREQ-Instance)

AODV Instance built using the RREQ option; used for control transmission from OrigNode to TargNode, thus enabling data transmission from TargNode to OrigNode.

DODAG RREP-Instance (or simply RREP-Instance)

AODV Instance built using the RREP option; used for control transmission from TargNode to OrigNode thus enabling data transmission from OrigNode to TargNode.

downstream

Routing along the direction from OrigNode to TargNode.

hop-by-hop routing

Routing when each node stores routing information about the next hop.

OrigNode

The IPv6 router (Originating Node) initiating the AODV-RPL route discovery to obtain a route to TargNode.

Paired DODAGs

Two DODAGs for a single application.

P2P

Point-to-Point -- in other words, not constrained to traverse a

common ancestor.

RREQ message

An AODV-RPL MoP DIO message containing the RREQ option. The InstanceID in DIO object of RREQ option MUST be always an odd number.

RREP message

An AODV-RPL MoP DIO message containing the RREP option. The InstanceID in DIO object of RREP option MUST be always an even number (InstanceID of RREQ-Instance+1).

source routing

The mechanism by which the source supplies the complete route towards the target node along with each data packet. [[RFC6997](#)].

TargNode

The IPv6 router (Target Node) for which OrigNode requires a route and initiates Route Discovery within the LLN network.

upstream

Routing along the direction from TargNode to OrigNode.

[3.](#) Overview of AODV-RPL

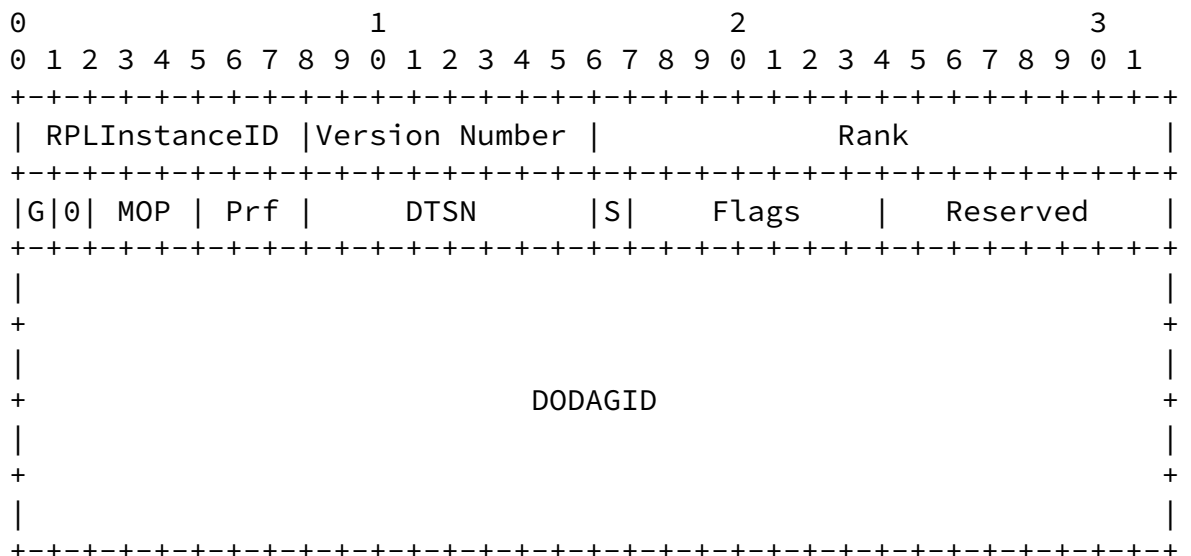
With AODV-RPL, routes from OrigNode to TargNode within the LLN network established are "on-demand". In other words, the route discovery mechanism in AODV-RPL is invoked reactively when OrigNode has data for delivery to the TargNode but existing routes do not satisfy the application's requirements. The routes discovered by AODV-RPL are point-to-point; in other words the routes are not constrained to traverse a common ancestor. Unlike base RPL [[RFC6550](#)] and P2P-RPL [[RFC6997](#)], AODV-RPL can enable asymmetric communication paths in networks with bidirectional asymmetric links. For this purpose, AODV-RPL enables discovery of two routes: namely, one from OrigNode to TargNode, and another from TargNode to OrigNode. When possible, AODV-RPL also enables symmetric routing along Paired DODAGs (see [Section 4](#)).

[4.](#) AODV-RPL Mode of Operation (MoP)

In AODV-RPL, route discovery is initiated by forming a temporary DAG

rooted at the OrigNode. Paired DODAGs (Instances) are constructed according to a new AODV-RPL Mode of Operation (MoP) during route formation between the OrigNode and TargNode. The RREQ-Instance is formed by route control messages from OrigNode to TargNode whereas the RREP-Instance is formed by route control messages from TargNode to OrigNode (as shown in Figure 2). Intermediate routers join the Paired DODAGs based on the rank as calculated from the DIO message. Henceforth in this document, the RREQ-Instance message means the AODV-RPL DIO message from OrigNode to TargNode, containing the RREQ option. Similarly, the RREP-Instance means the AODV-RPL DIO message from TargNode to OrigNode, containing the RREP option. Subsequently, the RREQ-Instance is used for data transmission from TargNode to OrigNode and RREP-Instance is used for Data transmission from OrigNode to TargNode.

The AODV-RPL Mode of Operation defines a new bit, the Symmetric bit ('S'), which is added to the base DIO message as illustrated in Figure 1. OrigNode sets the the 'S' bit to 1 in the RREQ-Instance message when initiating route discovery.



| Option(s)...

Figure 1: DIO modification to support asymmetric route discovery

A device originating a AODV-RPL message supplies the following information in the DIO header of the message:

'S' bit

Symmetric bit in the DIO base object

MOP

MOP operation in the DIO object MUST be set to "5(TBD1)" for AODV-RPL DIO messages

RPLInstanceID

RPLInstanceID in the DIO object MUST be the InstanceID of AODV-Instance(RREQ-Instance). The InstanceID for RREQ-Instance MUST be always an odd number.

DODAGID

For RREQ-Instance :

DODAGID in the DIO object MUST be the IPv6 address of the device that initiates the RREQ-Instance.

For RREP-Instance

DODAGID in the DIO object MUST be the IPv6 address of the device that initiates the RREP-Instance.

Rank

Rank in the DIO object MUST be the the rank of the AODV-Instance (RREQ-Instance).

Metric Container Options

AODV-Instance(RREQ-Instance) messages MAY carry one or more Metric

Container options to indicate the relevant routing metrics.

The 'S' bit is set to mean that the route is symmetric. If the RREQ-Instance arrives over an interface that is known to be symmetric, and the 'S' bit is set to 1, then it remains set at 1, as illustrated in Figure 2.

In this figure:

S := OrigNode; R := Intermediate nodes; D := TargNode

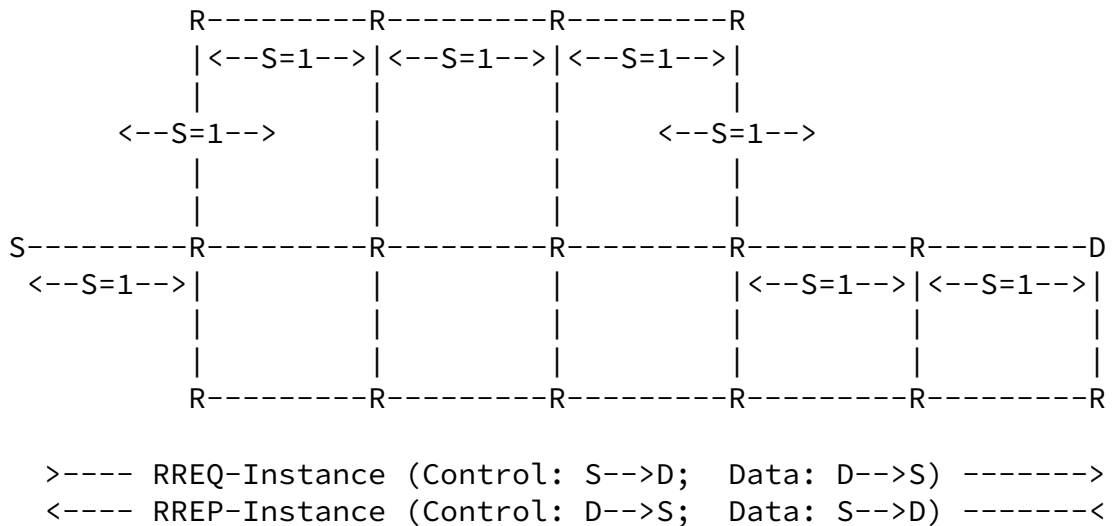


Figure 2: AODV-RPL with Symmetric Paired Instances

If the RREQ-Instance arrives over an interface that is not known to be symmetric, or is known to be asymmetric, the 'S' bit is set to be 0. Moreover, if the 'S' bit arrives already set to be '0', it is set to be '0' on retransmission (Figure 3). Based on the 'S' bit received in RREQ-Instance, the TargNode decides whether or not the route is symmetric before transmitting the RREP-Instance message upstream towards the OrigNode. The metric used to determine symmetry (i.e., set the "S" bit to be "1" (Symmetric) or "0" (asymmetric)) is not specified in this document.

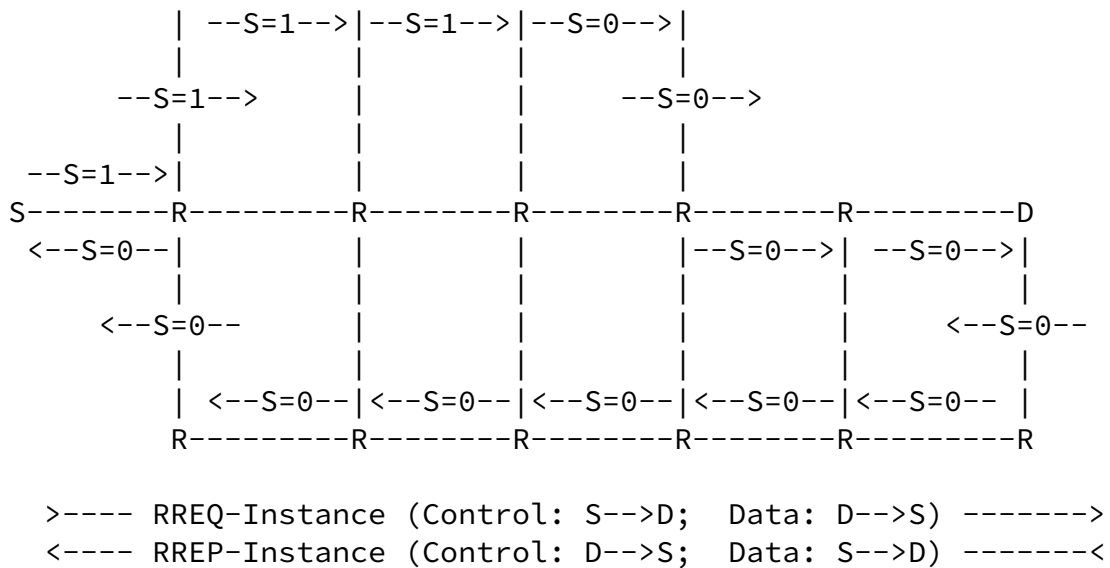


Figure 3: AODV-RPL with Asymmetric Paired Instances

5. RREQ Message

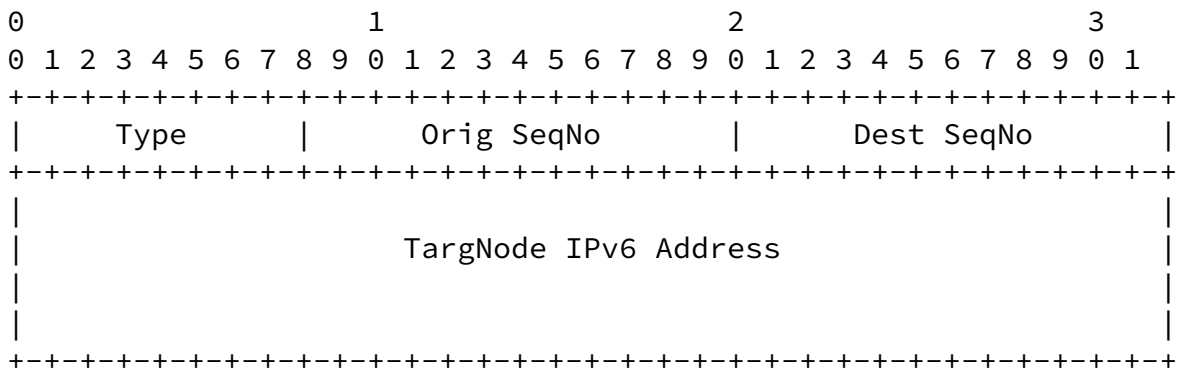


Figure 4: DIO RREQ option format for AODV-RPL MoP

OrigNode supplies the following information in the RREQ option of the RREQ-Instance message:

Type

The type of the RREQ option (see [Section 9.2](#))

Orig SeqNo

Sequence Number of OrigNode.

Dest SeqNo

If nonzero, the last known Sequence Number for TargNode for which a route is desired.

TargNode IPv6 Address

IPv6 address of the TargNode that receives RREQ-Instance message. This address MUST be in the RREQ option (see Figure 4) of AODV-RPL.

In order to establish the upstream route from TargNode to OrigNode, OrigNode multicasts the RREQ-Instance message (see Figure 4) to its one-hop neighbours. In order to enable intermediate nodes R_i to associate a future RREP message to an incoming RREQ message, the InstanceID of RREQ-Instance MUST assign an odd number.

Each intermediate node R_i computes the rank for RREQ-Instance and creates a routing table entry for the upstream route towards the source if the routing metrics/constraints are satisfied. For this purpose R_i must use the asymmetric link metric measured in the upstream direction, from R_i to its upstream neighbor that multicasted the RREQ-Instance message.

When an intermediate node R_i receives a RREQ message in storing mode, it MUST store the OrigNode's InstanceID (RREQ-Instance) along with the other routing information needed to establish the route back to the OrigNode. This will enable R_i to determine that a future RREP message (containing a paired InstanceID for the TargNode) must be transmitted back to the OrigNode's IP address.

If the paths to and from TargNode are not known, the intermediate node multicasts the RREQ-Instance message with updated rank to its next-hop neighbors until the message reaches TargNode (Figure 2). Based on the 'S' bit in the received RREQ message, the TargNode will decide whether to unicast or multicast the RREP message back to OrigNode.

As described in [Section 7](#), in certain circumstances R_i MAY unicast a Gratuitous RREP towards OrigNode, thereby helping to minimize multicast overhead during the Route Discovery process.

6. RREP Message

The TargNode supplies the following information in the RREP message:

Internet-Draft

[draft-satish-ROLL-AODV-RPL](#)

November 2016

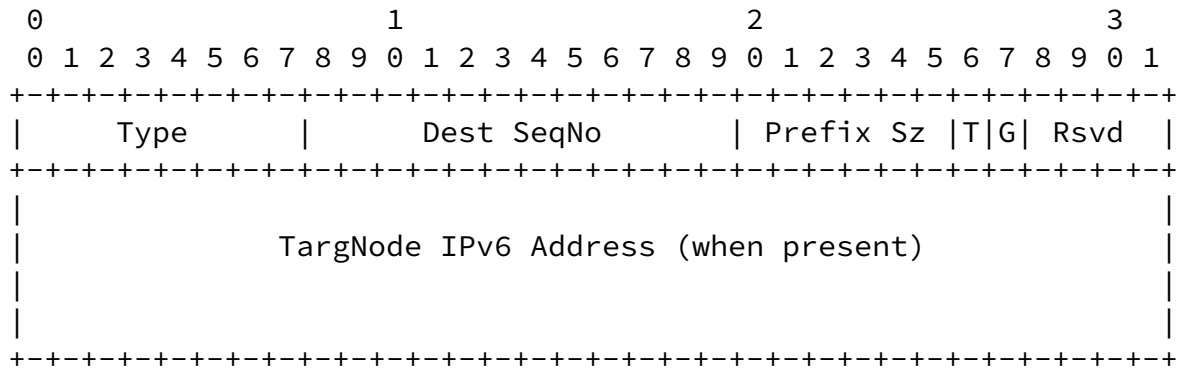


Figure 5: DIO RREP option format for AODV-RPL MoP

Type

The type of the RREP option (see [Section 9.2](#))

Dest SeqNo

The Sequence Number for the TargNode for which a route is established.

Prefix Sz

The size of the prefix which the route to the TargNode is available. This allows routing to other nodes on the same subnet as the TargNode.

'T' bit

'T' is set to true to indicate that the TargNode IPv6 Address field is present

'G' bit

(see [Section 7](#))

TargNode IPv6 Address (when present)

IPv6 address of the TargNode that receives RREP-Instance message.

In order to reduce the need for the TargNode IPv6 Address to be included with the RREP message, the InstanceID of the RREP-Instance is paired, whenever possible, with the InstanceID from the RREQ message, which is always an odd number. The pairing is accomplished by adding one to the InstanceID from the RREQ message and using that, whenever possible, as the InstanceID for the RREP message. If this is not possible (for instance because the incremented InstanceID is

still a valid InstanceID for another route to the TargNode from an earlier Route Discovery operation), then the 'T' bit is set and an odd number is chosen for the InstanceID of RREP from TargNode.

The OrigNode IP address for RREQ-Instance is available as the DODAGID in the DIO base message (see Figure 1). When TargNode receives a RREQ message with the 'S' bit set to 1 (as illustrated in Figure 2), it unicasts the RREP message with the 'S' bit set to 1. In this case, route control messages and application data between OrigNode and TargNode for both RREQ-Instance and RREP-Instance are transmitted along symmetric links. When the InstanceID of RREP-Instance is even number then the TargNode IPv6 Address is elided in RREP option. When the InstanceID of RREP-Instance is an odd number with "T" bit set to "1" then TargNode IPv6 Address is transmitted in RREP option.

When (as illustrated in Figure 3) the TargNode receives RREQ message with the 'S' bit set to 0, it also multicasts the RREP message with the 'S' bit set to 0. Intermediate nodes create a routing table entry for the path towards the TargNode while processing the RREP message to OrigNode. Once OrigNode receives the RREP message, it starts transmitting application data to TargNode along the path as discovered through RREP messages. Similarly, application data from TargNode to OrigNode is transmitted through the path that is discovered from RREQ message.

7. Gratuitous RREP

Under some circumstances, an Intermediate Node that receives a RREQ message MAY transmit a "Gratuitous" RREP message back to OrigNode instead of continuing to multicast the RREQ message towards TargNode. For these circumstances, the 'G' bit of the RREP option is provided to distinguish the Gratuitous RREP sent by the Intermediate node from

the RREP sent by TargNode.

When an Intermediate node R receives a RREQ message and has recent information about the cost of an upstream route from TargNode to R, then R MAY unicast the Gratuitous RREP (GRREP) message to OrigNode. R determines whether its information is sufficiently recent by comparing the value it has stored for the Sequence Number of TargNode against the DestSeqno in the incoming RREQ message. R also must have information about the metric information of the upstream route from TargNode. The GRREP message MUST have PrefixSz == 0 and the 'G' bit set to 1. R SHOULD also unicast the RREQ message to TargNode, to make sure that TargNode will have a route to OrigNode.

[8.](#) Operation of Trickle Timer

The trickle timer operation to control RREQ-Instance/RREP-Instance multicast is similar to that in P2P-RPL [[RFC6997](#)].

[9.](#) IANA Considerations

[9.1.](#) New Mode of Operation: AODV-RPL

IANA is required to assign a new Mode of Operation, named "AODV-RPL" for Point-to-Point(P2P) hop-by-hop routing under the RPL registry. The value of TBD1 is assigned from the "Mode of Operation" space [[RFC6550](#)].

Value	Description	Reference
TBD1 (5)	AODV-RPL	This document

Figure 6: Mode of Operation

[9.2.](#) AODV-RPL Options: RREQ and RREP

Two entries are required for new AODV-RPL options "RREQ-Instance" and

"RREQ-Instance", with values of TBD2 (0x0A) and TBD3 (0x0B) from the "RPL Control Message Options" space [[RFC6550](#)].

Value	Meaning	Reference
TBD2 (0x0A)	RREQ Option	This document
TBD3 (0x0B)	RREP Option	This document

Figure 7: AODV-RPL Options

[10.](#) Security Considerations

This document does not introduce additional security issues compared to base RPL. For general RPL security considerations, see [[RFC6550](#)].

[11.](#) References

[11.1.](#) Normative References

- [RFC2119] Bradner, S., "Key words for use in RFCs to Indicate Requirement Levels", [BCP 14](#), [RFC 2119](#), DOI 10.17487/RFC2119, March 1997, <<http://www.rfc-editor.org/info/rfc2119>>.
- [RFC3561] Perkins, C., Belding-Royer, E., and S. Das, "Ad hoc On-Demand Distance Vector (AODV) Routing", [RFC 3561](#), DOI 10.17487/RFC3561, July 2003, <<http://www.rfc-editor.org/info/rfc3561>>.
- [RFC5548] Dohler, M., Ed., Watteyne, T., Ed., Winter, T., Ed., and D. Barthel, Ed., "Routing Requirements for Urban Low-Power and Lossy Networks", [RFC 5548](#), DOI 10.17487/RFC5548, May 2009, <<http://www.rfc-editor.org/info/rfc5548>>.
- [RFC5673] Pister, K., Ed., Thubert, P., Ed., Dwars, S., and T.

Phinney, "Industrial Routing Requirements in Low-Power and Lossy Networks", [RFC 5673](#), DOI 10.17487/RFC5673, October 2009, <<http://www.rfc-editor.org/info/rfc5673>>.

- [RFC5826] Brandt, A., Buron, J., and G. Porcu, "Home Automation Routing Requirements in Low-Power and Lossy Networks", [RFC 5826](#), DOI 10.17487/RFC5826, April 2010, <<http://www.rfc-editor.org/info/rfc5826>>.
- [RFC5867] Martocci, J., Ed., De Mil, P., Riou, N., and W. Vermeylen, "Building Automation Routing Requirements in Low-Power and Lossy Networks", [RFC 5867](#), DOI 10.17487/RFC5867, June 2010, <<http://www.rfc-editor.org/info/rfc5867>>.
- [RFC6550] Winter, T., Ed., Thubert, P., Ed., Brandt, A., Hui, J., Kelsey, R., Levis, P., Pister, K., Struik, R., Vasseur, JP., and R. Alexander, "RPL: IPv6 Routing Protocol for Low-Power and Lossy Networks", [RFC 6550](#), DOI 10.17487/RFC6550, March 2012, <<http://www.rfc-editor.org/info/rfc6550>>.
- [RFC6552] Thubert, P., Ed., "Objective Function Zero for the Routing Protocol for Low-Power and Lossy Networks (RPL)", [RFC 6552](#), DOI 10.17487/RFC6552, March 2012, <<http://www.rfc-editor.org/info/rfc6552>>.

- [RFC6997] Goyal, M., Ed., Baccelli, E., Philipp, M., Brandt, A., and J. Martocci, "Reactive Discovery of Point-to-Point Routes in Low-Power and Lossy Networks", [RFC 6997](#), DOI 10.17487/RFC6997, August 2013, <<http://www.rfc-editor.org/info/rfc6997>>.
- [RFC6998] Goyal, M., Ed., Baccelli, E., Brandt, A., and J. Martocci, "A Mechanism to Measure the Routing Metrics along a Point-to-Point Route in a Low-Power and Lossy Network", [RFC 6998](#), DOI 10.17487/RFC6998, August 2013, <<http://www.rfc-editor.org/info/rfc6998>>.

11.2. Informative References

[I-D.thubert-roll-asymlink]

Thubert, P., "RPL adaptation for asymmetrical links",
[draft-thubert-roll-asymlink-02](#) (work in progress),
December 2011.

Authors' Addresses

Satish Anamalamudi
Huawei Technologies
No. 156 Beiqing Rd. Haidian District
Beijing 100095
China

Email: satishnaidu80@gmail.com

Mingui Zhang
Huawei Technologies
No. 156 Beiqing Rd. Haidian District
Beijing 100095
China

Email: zhangmingui@huawei.com

Abdur Rashid Sangi
Huawei Technologies
No.156 Beiqing Rd. Haidian District
Beijing 100095
P.R. China

Email: rashid.sangi@huawei.com

Anamalamudi, et al.

Expires May 19, 2017

[Page 14]

Internet-Draft

[draft-satish-ROLL-AODV-RPL](#)

November 2016

Charles E. Perkins
Futurewei
2330 Central Expressway
Santa Clara 95050

Unites States

Email: charliep@computer.org

S.V.R Anand
Indian Institute of Science
Bangalore 560012
India

Email: anand@ece.iisc.ernet.in