

CoRE Working Group  
Internet-Draft  
Intended status: Standards Track  
Expires: October 12, 2014

T. Savolainen  
Nokia  
K. Hartke  
Universitaet Bremen TZI  
B. Silverajan  
Tampere University of Technology  
April 10, 2014

**CoAP over WebSockets**  
**draft-savolainen-core-coap-websockets-02**

Abstract

This document specifies how to retrieve and update CoAP resources using CoAP requests and responses over the WebSocket Protocol.

Status of this Memo

This Internet-Draft is submitted in full conformance with the provisions of [BCP 78](#) and [BCP 79](#).

Internet-Drafts are working documents of the Internet Engineering Task Force (IETF). Note that other groups may also distribute working documents as Internet-Drafts. The list of current Internet-Drafts is at <http://datatracker.ietf.org/drafts/current/>.

Internet-Drafts are draft documents valid for a maximum of six months and may be updated, replaced, or obsoleted by other documents at any time. It is inappropriate to use Internet-Drafts as reference material or to cite them other than as "work in progress."

This Internet-Draft will expire on October 12, 2014.

Copyright Notice

Copyright (c) 2014 IETF Trust and the persons identified as the document authors. All rights reserved.

This document is subject to [BCP 78](#) and the IETF Trust's Legal Provisions Relating to IETF Documents (<http://trustee.ietf.org/license-info>) in effect on the date of publication of this document. Please review these documents carefully, as they describe your rights and restrictions with respect to this document. Code Components extracted from this document must include Simplified BSD License text as described in Section 4.e of the Trust Legal Provisions and are provided without warranty as described in the Simplified BSD License.

## Table of Contents

|                             |  |                    |
|-----------------------------|--|--------------------|
| <a href="#">1.</a>          | Introduction . . . . .                       | <a href="#">3</a>  |
| <a href="#">1.1.</a>        | Overview . . . . .                           | <a href="#">4</a>  |
| <a href="#">1.2.</a>        | Terminology . . . . .                        | <a href="#">6</a>  |
| <a href="#">2.</a>          | CoAP over WebSockets . . . . .               | <a href="#">6</a>  |
| <a href="#">2.1.</a>        | Opening Handshake . . . . .                  | <a href="#">6</a>  |
| <a href="#">2.2.</a>        | Message Format . . . . .                     | <a href="#">7</a>  |
| <a href="#">2.3.</a>        | Message Transmission . . . . .               | <a href="#">8</a>  |
| <a href="#">2.4.</a>        | Connection Health . . . . .                  | <a href="#">8</a>  |
| <a href="#">2.5.</a>        | Closing the Connection . . . . .             | <a href="#">8</a>  |
| <a href="#">3.</a>          | CoAP over WebSockets URIs . . . . .          | <a href="#">9</a>  |
| <a href="#">4.</a>          | Security Considerations . . . . .            | <a href="#">9</a>  |
| <a href="#">5.</a>          | IANA Considerations . . . . .                | <a href="#">10</a> |
| <a href="#">5.1.</a>        | URI Scheme Registrations . . . . .           | <a href="#">10</a> |
| <a href="#">5.2.</a>        | WebSocket Subprotocol Registration . . . . . | <a href="#">12</a> |
| <a href="#">5.3.</a>        | Well-Known URI Suffix Registration . . . . . | <a href="#">12</a> |
| <a href="#">6.</a>          | Acknowledgements . . . . .                   | <a href="#">12</a> |
| <a href="#">7.</a>          | References . . . . .                         | <a href="#">12</a> |
| <a href="#">7.1.</a>        | Normative References . . . . .               | <a href="#">12</a> |
| <a href="#">7.2.</a>        | Informative References . . . . .             | <a href="#">13</a> |
| <a href="#">Appendix A.</a> | Examples . . . . .                           | <a href="#">14</a> |
|                             | Authors' Addresses . . . . .                 | <a href="#">17</a> |



## 1. Introduction

The Constrained Application Protocol (CoAP) [[I-D.ietf-core-coap](#)] is a web protocol designed for communications between resource constrained nodes. By default, CoAP operates on top of UDP or DTLS, but there is interest in using CoAP also over other types of transports, such as SMS [[I-D.becker-core-coap-sms-gprs](#)].

An interesting transport for CoAP could be the WebSocket Protocol [[RFC6455](#)]. The WebSocket protocol provides two-way communication between a client and a server after upgrading an HTTP [[RFC2616](#)] connection, and may be available in an environment that does not allow transportation of CoAP over UDP. This environment can be, for example, a corporate network with Internet access only via an HTTP proxy, or a CoAP application running in a web browser without access to connectivity means other than HTTP and WebSockets.

This document specifies how to access resources using CoAP requests and responses over the WebSocket Protocol. This allows connectivity-limited applications to obtain end-to-end CoAP connectivity either by communicating CoAP directly with a CoAP server that is accessible over a WebSocket Connection, or via an intermediary that proxies CoAP requests and responses between different transports, such as between WebSockets and UDP.

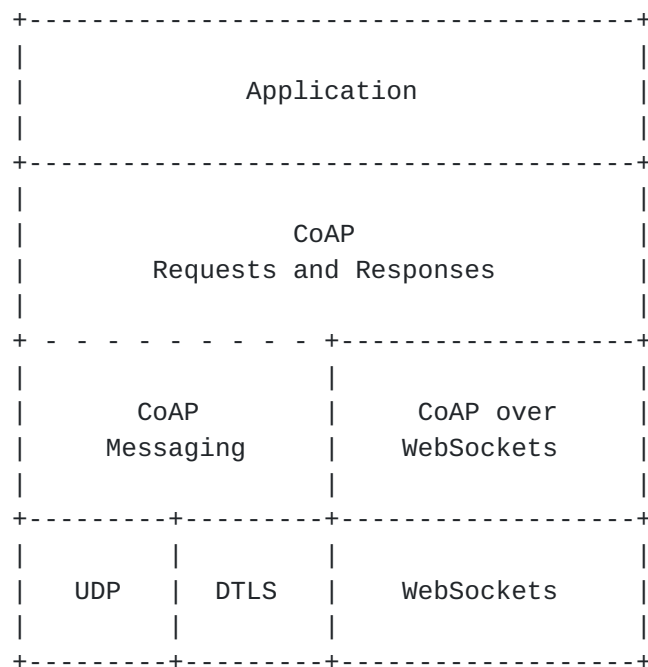


Figure 1: Abstract layering of CoAP extended by WebSockets



### 1.1. Overview

CoAP over WebSockets can be used in a number of configurations. The most basic configuration is a CoAP client seeking to retrieve or update a CoAP resource located at a CoAP server that exposes a WebSocket endpoint (Figure 2). The CoAP client takes the role of the WebSocket client, establishes a WebSocket Connection and sends a CoAP request, to which the CoAP server returns a CoAP response. The WebSocket Connection can be used for any number of requests.

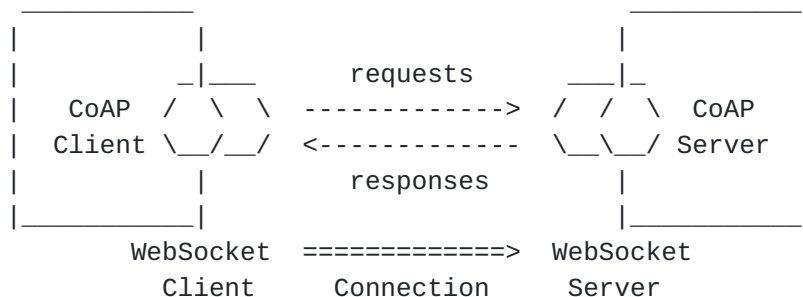


Figure 2: CoAP client (WebSocket client) accesses CoAP server (WebSocket server)

The challenge in this configuration is to identify resource in the namespace of the CoAP server: When the WebSocket Protocol is used by a dedicated client directly (i.e., not from a web page through a web browser), the client can connect to any WebSocket endpoint. This means it is necessary that the client is able to determine both the WebSocket endpoint (identified by a "ws" or "wss" URI) and the path and query of the CoAP resource within that endpoint from the same URI. When the WebSocket Protocol is used from a web page, the choices are more limited [[RFC6454](#)], but the challenge persists.

[Section 3](#) proposes a new "coap+ws" URI scheme that identifies both a WebSocket endpoint and a resource within that endpoint as follows:

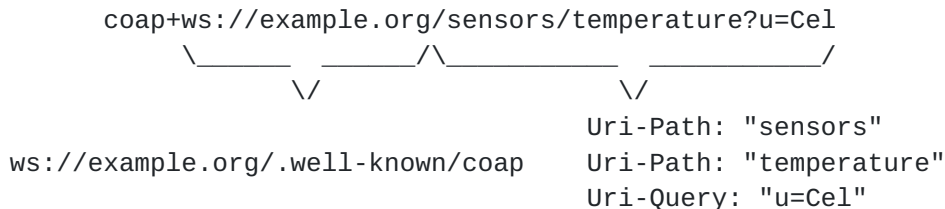


Figure 3: The "coap+ws" URI Scheme



Another possible configuration is to set up a CoAP forward proxy at the WebSocket endpoint. Depending on what transports are available to the proxy, it could forward the request to a CoAP server with a CoAP UDP endpoint (Figure 4), an SMS endpoint (a.k.a. mobile phone), or even another WebSocket endpoint. The client specifies the resource to be updated or retrieved in the Proxy-URI Option.

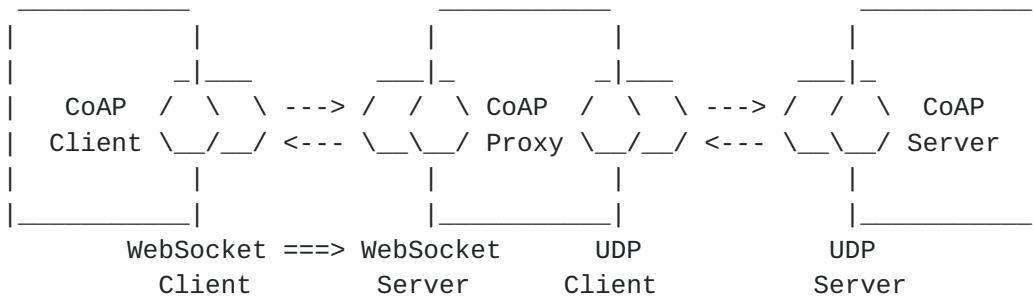


Figure 4: CoAP Client (WebSocket client) accesses CoAP Server (UDP server) via a CoAP proxy (WebSocket server/UDP client)

In a completely different way, another possible configuration is a CoAP server running inside a web browser (Figure 5). The web browser initially connects to a WebSocket endpoint and is then reachable through the WebSocket server. When no connection exists, the CoAP server is not reachable; it therefore can be considered a Sleepy Endpoint [[I-D.dijk-core-sleepy-reqs](#)].

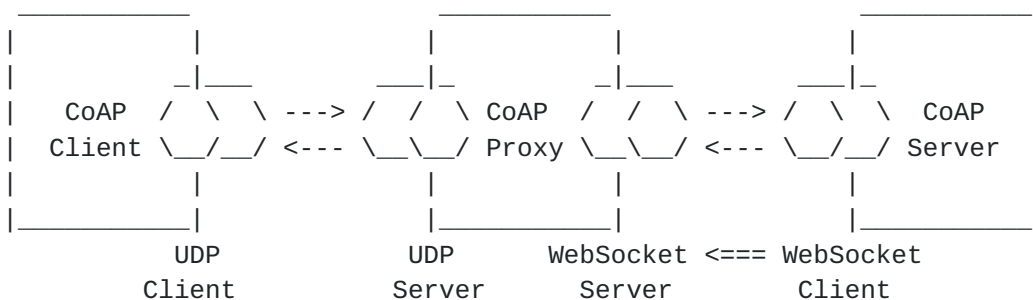


Figure 5: CoAP Client (UDP client) accesses sleepy CoAP Server (WebSocket client) via a CoAP proxy (UDP server/WebSocket server)

The challenge, again, is to identify the resource. Since the CoAP server is running inside the web browser, this requires not only to identify the WebSocket client and the path and query, but also the intermediary, which is the only path to reach the server. The



problem can be avoided if the intermediary is turned into a Reverse Proxy or a Mirror Server [[I-D.vial-core-mirror-server](#)].

Further configurations are possible, including those where a WebSocket Connection is established through an HTTP proxy.

## 1.2. Terminology

This document assumes that readers are familiar with the terms and concepts that are used in [[RFC6455](#)] and [[I-D.ietf-core-coap](#)].

The key words "MUST", "MUST NOT", "REQUIRED", "SHALL", "SHALL NOT", "SHOULD", "SHOULD NOT", "RECOMMENDED", "MAY", and "OPTIONAL" in this document are to be interpreted as described in [[RFC2119](#)].

## 2. CoAP over WebSockets

CoAP over WebSockets is intentionally very similar to CoAP as defined over UDP. Therefore, instead of presenting CoAP over WebSockets as a new protocol, this document specifies it as a series of deltas from [[I-D.ietf-core-coap](#)].

### 2.1. Opening Handshake

Before CoAP requests and responses can be exchanged, a WebSocket Connection needs to be established as defined in [Section 4 of \[RFC6455\]](#). The WebSocket client MUST include the subprotocol name "coap.v1" in the list of protocols, which indicates support for the protocol defined in this document. Figure 6 shows an example.

```
GET /.well-known/coap HTTP/1.1
Host: example.org
Upgrade: websocket
Connection: Upgrade
Sec-WebSocket-Key: dGhlIHNhbXBsZSBub25jZQ==
Sec-WebSocket-Protocol: coap.v1
Sec-WebSocket-Version: 13

HTTP/1.1 101 Switching Protocols
Upgrade: websocket
Connection: Upgrade
Sec-WebSocket-Accept: s3pPLMBiTxaQ9kYGzzhZRbK+x0o=
Sec-WebSocket-Protocol: coap.v1
```

Figure 6: Example of an Opening Handshake



## 2.2. Message Format

Once a WebSocket Connection has been established, CoAP requests and responses can be exchanged as WebSocket messages. Since CoAP uses a binary message format, the messages are transmitted in binary data frames as specified in Sections 5 and 6 of [RFC6455].

The message format is very similar to the format specified for CoAP over UDP [I-D.ietf-core-coap]. The differences are as follows:

- o Since the underlying TCP connection provides retransmissions and deduplication, there is no need for the reliability mechanisms provided by CoAP over UDP. This means the "T" and "Message ID" fields in the CoAP message header can be elided.
- o Furthermore, since the CoAP version is already negotiated during the opening handshake, the "Ver" field can be elided as well.

The resulting message format is shown in Figure 7. The four most-significant bits of the first byte are reserved (R). The remaining fields and structure are the same as defined in [I-D.ietf-core-coap].

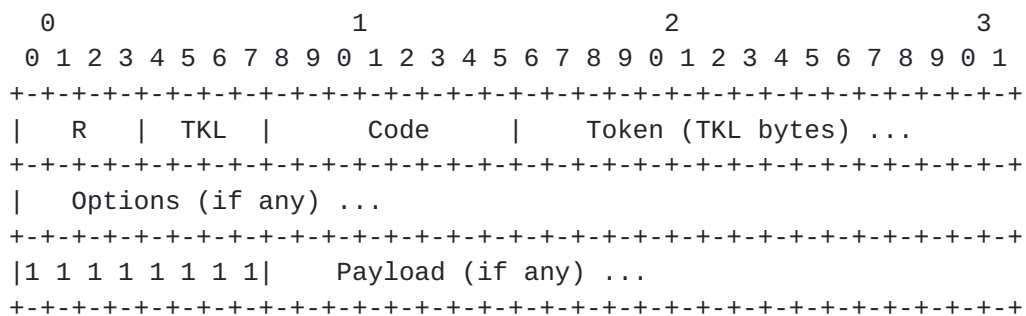


Figure 7: CoAP Message Format over WebSockets

Requests and response messages can be fragmented as specified in Section 5.4 of [RFC6455], though typically they are sent unfragmented as they tend to be small and fully buffered before transmission. The WebSocket protocol does not provide means for multiplexing; if it is not desirable for a large message to monopolize the connection, a multiplexing extension such as [I-D.ietf-hybi-websocket-multiplexing] can be used. Alternatively, requests and responses can be transferred in a blockwise fashion, as defined in [I-D.ietf-core-block].

Messages MUST NOT be Empty (Code 0.00), i.e., messages always carry either a request or a response.



### **2.3. Message Transmission**

CoAP requests and responses are exchanged asynchronously over the WebSocket Connection, i.e., a CoAP client can send multiple requests without waiting for a response, and the CoAP server can return responses in any order. Responses **MUST** be returned over the same connection as the originating request. Concurrent requests are differentiated by the Token, which is locally scoped to the connection.

The connection is bi-directional, so requests can be sent both by the entity that established the connection and the remote host.

Retransmission and deduplication of messages is provided by the WebSocket Protocol. CoAP over WebSockets therefore does not make a distinction between Confirmable or Non-Confirmable messages, and does not provide Acknowledgement or Reset messages.

Since the WebSocket Protocol provides ordered delivery of messages, the mechanism for reordering detection when observing resources [[I-D.ietf-core-observe](#)] is not needed. The value of the Observe Option in notifications therefore **MAY** be empty on transmission and **MUST** be ignored on reception.

### **2.4. Connection Health**

When a client does not receive any response for some time after sending a CoAP request (or, similarly, when a client observes a resource and it does not receive any notification), the connection between the WebSocket client and the WebSocket server may be lost or temporarily disrupted without the client being aware of it.

To check the health of the WebSocket Connection (and thereby of all active requests, if any), the client can send a Ping frame or an unsolicited Pong frame, as specified in [Section 5.5 of \[RFC6455\]](#).

### **2.5. Closing the Connection**

The WebSocket Connection is closed as specified in [Section 7 of \[RFC6455\]](#).

All requests (if any) for which the CoAP client has not received a response yet, are cancelled when the connection is closed. If the client observes one or more resource over the WebSocket Connection, then the CoAP server (or intermediary in the role of the CoAP server) **MUST** remove all entries associated with the client from the lists of observers when the connection is closed.



### 3. CoAP over WebSockets URIs

For the first configuration discussed in [Section 1.1](#), this document defines two new URIs schemes that can be used for identifying CoAP resources and providing a means of locating these resources: "coap+ws" and "coap+wss".

Similar to the "coap" and "coaps" schemes, the "coap+ws" and "coap+wss" schemes organize resources hierarchically under a CoAP origin server. The key difference is that the server is potentially reachable on a WebSocket endpoint instead of a UDP endpoint.

The WebSocket endpoint is identified by an "ws" or "wss" URI that is composed of the authority part of the "coap+ws" or "coap+wss" URI, respectively, and the well-known path `"/.well-known/coap"` [\[RFC5785\]](#). The path and query parts of a "coap+ws" or "coap+wss" URI identify a resource within the specified endpoint which can be operated on by the methods defined by the CoAP protocol.

The syntax of the "coap+ws" and "coap+wss" URI schemes is specified below in Augmented Backus-Naur Form (ABNF) [\[RFC5234\]](#). The definitions of "host", "port", "path-abempty" and "query" are the same as in [\[RFC3986\]](#).

```
coap-ws-URI =  
    "coap+ws:" "://" host [ ":" port ] path-abempty [ "?" query ]  
  
coap-wss-URI =  
    "coap+wss:" "://" host [ ":" port ] path-abempty [ "?" query ]
```

The port component is OPTIONAL; the default for "coap+ws" is port 80, while the default for "coap+wss" is port 443.

Fragment identifiers are not part of the request URI and thus MUST NOT be transmitted in a WebSocket handshake or in a CoAP request.

### 4. Security Considerations

CoAP over WebSockets and CoAP over TLS-secured WebSockets do not introduce additional security issues beyond CoAP and DTLS-secured CoAP respectively [\[I-D.ietf-core-coap\]](#).

The security considerations of [\[RFC6455\]](#) apply.



## **5. IANA Considerations**

### **5.1. URI Scheme Registrations**

#### **5.1.1. "coap+ws"**

This document requests the registration of the Uniform Resource Identifier (URI) scheme "coap+ws".

URI scheme name.  
coap+ws

Status.  
Permanent.

URI scheme syntax.  
Defined in [Section 3](#).

URI scheme semantics.  
The "coap+ws" URI scheme provides a way to identify resources that are potentially accessible over the Constrained Application Protocol (CoAP) using the WebSocket Protocol.

Encoding considerations.  
The scheme encoding conforms to the encoding rules established for URIs in [[RFC3986](#)], i.e., internationalized and reserved characters are expressed using UTF-8-based percent-encoding.

Applications/protocols that use this URI scheme name.  
The scheme is used by CoAP endpoints to access CoAP resources using the WebSocket protocol.

Interoperability considerations.  
None.

Security considerations.  
See [Section 4](#).

Contact.  
IETF Chair <chair@ietf.org>

Author/Change controller.  
IESG <iesg@ietf.org>

References.  
This document.



### [5.1.2.](#) "coap+wss"

This document requests the registration of the Uniform Resource Identifier (URI) scheme "coap+wss".

URI scheme name.

coap+wss

Status.

Permanent.

URI scheme syntax.

Defined in [Section 3](#).

URI scheme semantics.

The "coap+wss" URI scheme provides a way to identify resources that are potentially accessible over the Constrained Application Protocol (CoAP) using the WebSocket Protocol secured with Transport Layer Security (TLS).

Encoding considerations.

The scheme encoding conforms to the encoding rules established for URIs in [[RFC3986](#)], i.e., internationalized and reserved characters are expressed using UTF-8-based percent-encoding.

Applications/protocols that use this URI scheme name.

The scheme is used by CoAP endpoints to access CoAP resources using the WebSocket protocol secured with TLS.

Interoperability considerations.

None.

Security considerations.

See [Section 4](#).

Contact.

IETF Chair <chair@ietf.org>

Author/Change controller.

IESG <iesg@ietf.org>

References.

This document.



## **5.2. WebSocket Subprotocol Registration**

This document requests the registration of the subprotocol name "coap.v1" in the WebSocket Subprotocol Name Registry.

Subprotocol Identifier.

coap.v1

Subprotocol Common Name.

Constrained Application Protocol (CoAP).

Subprotocol Definition.

This document.

## **5.3. Well-Known URI Suffix Registration**

This document requests the registration of the Well-Known URI suffix "coap" in the Well-Known URI Registry.

URI suffix.

coap

Change controller.

IETF.

Specification document(s).

This document.

Related information.

None.

## **6. Acknowledgements**

Thanks to Nadir Javed for helpful comments and discussions that have shaped the document.

## **7. References**

### **7.1. Normative References**

[I-D.ietf-core-coap]

Shelby, Z., Hartke, K., and C. Bormann, "Constrained Application Protocol (CoAP)", [draft-ietf-core-coap-18](#) (work in progress), June 2013.

[I-D.ietf-core-observe]



Hartke, K., "Observing Resources in CoAP",  
[draft-ietf-core-observe-13](#) (work in progress), April 2014.

[RFC2119] Bradner, S., "Key words for use in RFCs to Indicate Requirement Levels", [BCP 14](#), [RFC 2119](#), March 1997.

[RFC3986] Berners-Lee, T., Fielding, R., and L. Masinter, "Uniform Resource Identifier (URI): Generic Syntax", STD 66, [RFC 3986](#), January 2005.

[RFC5785] Nottingham, M. and E. Hammer-Lahav, "Defining Well-Known Uniform Resource Identifiers (URIs)", [RFC 5785](#), April 2010.

[RFC6455] Fette, I. and A. Melnikov, "The WebSocket Protocol", [RFC 6455](#), December 2011.

## 7.2. Informative References

[I-D.becker-core-coap-sms-gprs]  
Becker, M., Li, K., Poetsch, T., and K. Kuladinithi,  
"Transport of CoAP over SMS",  
[draft-becker-core-coap-sms-gprs-04](#) (work in progress),  
August 2013.

[I-D.dijk-core-sleepy-reqs]  
Dijk, E., "Sleepy Devices using CoAP - Requirements",  
[draft-dijk-core-sleepy-reqs-00](#) (work in progress),  
June 2013.

[I-D.ietf-core-block]  
Bormann, C. and Z. Shelby, "Blockwise transfers in CoAP",  
[draft-ietf-core-block-14](#) (work in progress), October 2013.

[I-D.ietf-hybi-websocket-multiplexing]  
Tamplin, J. and T. Yoshino, "A Multiplexing Extension for WebSockets", [draft-ietf-hybi-websocket-multiplexing-11](#)  
(work in progress), July 2013.

[I-D.vial-core-mirror-server]  
Vial, M., "CoRE Mirror Server",  
[draft-vial-core-mirror-server-01](#) (work in progress),  
April 2013.

[RFC2616] Fielding, R., Gettys, J., Mogul, J., Frystyk, H.,  
Masinter, L., Leach, P., and T. Berners-Lee, "Hypertext Transfer Protocol -- HTTP/1.1", [RFC 2616](#), June 1999.



- [RFC5234] Crocker, D. and P. Overell, "Augmented BNF for Syntax Specifications: ABNF", STD 68, [RFC 5234](#), January 2008.
- [RFC6454] Barth, A., "The Web Origin Concept", [RFC 6454](#), December 2011.

## [Appendix A](#). Examples

This section gives examples for the first two configurations discussed in [Section 1.1](#).

An example of the process followed by a CoAP client to retrieve the representation of a resource identified by a "coap+ws" URI might be as follows. Figure 8 below illustrates the WebSocket and CoAP messages exchanged in detail.

1. The CoAP client obtains the URI `<coap+ws://example.org/sensors/temperature?u=Cel>`, for example, from a resource representation that it retrieved previously.
2. It establishes a WebSocket Connection to the endpoint URI composed of the authority "example.org" and the well-known path `"/.well-known/coap"`, `<ws://example.org/.well-known/coap>`.
3. It sends a single-frame, masked, binary message containing a CoAP request. The request indicates the target resource with the Uri-Path ("sensors", "temperature") and Uri-Query ("u=Cel") options.
4. It waits for the server to return a response.
5. The CoAP client uses the connection for further requests, or the connection is closed.



| CoAP<br>Client<br>(WebSocket<br>Client) | CoAP<br>Server<br>(WebSocket<br>Server)            |
|---|--|
|   |  |
|   |  |
| +=====>                                 | GET /.well-known/coap HTTP/1.1                     |
|   | Host: example.org                                  |
|   | Upgrade: websocket                                 |
|   | Connection: Upgrade                                |
|   | Sec-WebSocket-Key: dGhlIHNhbXBsZSBub25jZQ==        |
|   | Sec-WebSocket-Protocol: coap.v1                    |
|   | Sec-WebSocket-Version: 13                          |
|   |  |
| <=====+                                 | HTTP/1.1 101 Switching Protocols                   |
|   | Upgrade: websocket                                 |
|   | Connection: Upgrade                                |
|   | Sec-WebSocket-Accept: s3pPLMBiTxaQ9kYGzzhZRbK+x0o= |
|   | Sec-WebSocket-Protocol: coap.v1                    |
|   |  |
|   |  |
| +----->                                 | Binary frame (opcode=%x2, FIN=1, MASK=1)           |
|   | +-----+  |
|   | GET  |
|   | Token: 0x53  |
|   | Uri-Path: "sensors"                                |
|   | Uri-Path: "temperature"                            |
|   | Uri-Query: "u=Cel"                                 |
|   | +-----+  |
|   |  |
| <-----+                                 | Binary frame (opcode=%x2, FIN=1, MASK=0)           |
|   | +-----+  |
|   | 2.05 Content                                       |
|   | Token: 0x53  |
|   | Payload: "22.3 Cel"                                |
|   | +-----+  |
|   |  |
| :                                       | :  |
| :                                       | :  |
|   |  |
| +----->                                 | Close frame (opcode=%x8, FIN=1, MASK=1)            |
|   |  |
| <-----+                                 | Close frame (opcode=%x8, FIN=1, MASK=0)            |
|   |  |

Figure 8: A CoAP client retrieves the representation of a resource identified by a "coap+ws" URI



Figure 9 shows how a CoAP client uses a CoAP forward proxy with a WebSocket endpoint to retrieve the representation of the resource `<coap://[2001:DB8::1]/>`. The use of the forward proxy and the address of the WebSocket endpoint are determined by the client from local configuration rules. The request URI is specified in the Proxy-Uri Option. Since the request URI uses the "coap" URI scheme, the proxy fulfills the request by issuing a Confirmable GET request over UDP to the CoAP server and returning the response over the WebSocket connection to the client.

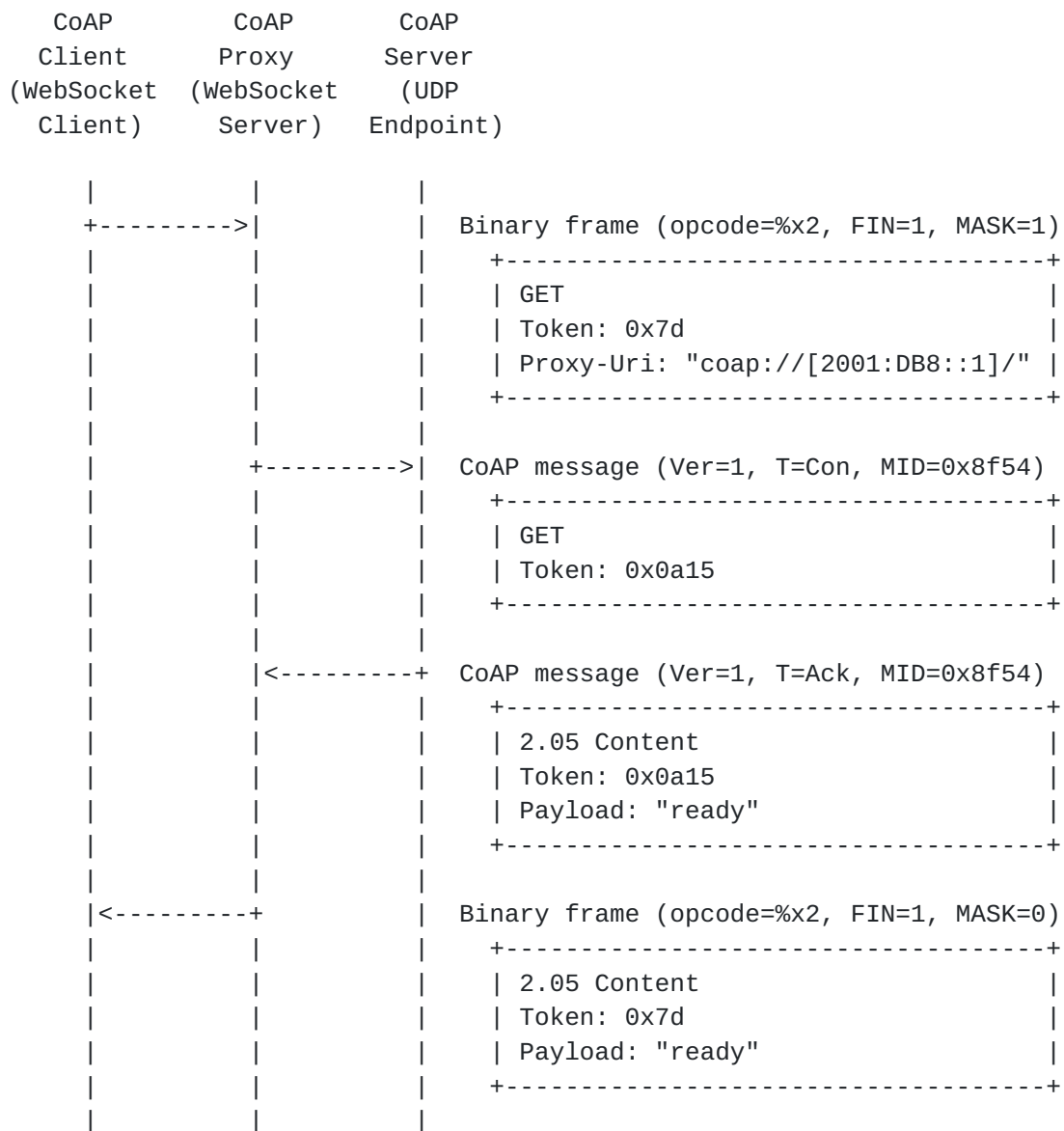


Figure 9: A CoAP client retrieves the representation of a resource identified by a "coap" URI via a WebSockets-enabled CoAP proxy



Authors' Addresses

Teemu Savolainen  
Nokia  
Hermiankatu 12 D  
Tampere FI-33720  
Finland

Email: [teemu.savolainen@nokia.com](mailto:teemu.savolainen@nokia.com)

Klaus Hartke  
Universitaet Bremen TZI  
Postfach 330440  
Bremen D-28359  
Germany

Phone: +49-421-218-63905  
Email: [hartke@tzi.org](mailto:hartke@tzi.org)

Bilhanan Silverajan  
Tampere University of Technology  
Korkeakoulunkatu 10  
Tampere FI-33720  
Finland

Email: [bilhanan.silverajan@tut.fi](mailto:bilhanan.silverajan@tut.fi)

