

CoRE Working Group
Internet-Draft
Intended status: Standards Track
Expires: December 18, 2016

T. Savolainen
Nokia
K. Hartke
Universitaet Bremen TZI
B. Silverajan
Tampere University of Technology
June 16, 2016

CoAP over WebSockets
draft-savolainen-core-coap-websockets-07

Abstract

This document specifies how to retrieve and update CoAP resources using CoAP requests and responses over the WebSocket Protocol.

Status of This Memo

This Internet-Draft is submitted in full conformance with the provisions of [BCP 78](#) and [BCP 79](#).

Internet-Drafts are working documents of the Internet Engineering Task Force (IETF). Note that other groups may also distribute working documents as Internet-Drafts. The list of current Internet-Drafts is at <http://datatracker.ietf.org/drafts/current/>.

Internet-Drafts are draft documents valid for a maximum of six months and may be updated, replaced, or obsoleted by other documents at any time. It is inappropriate to use Internet-Drafts as reference material or to cite them other than as "work in progress."

This Internet-Draft will expire on December 18, 2016.

Copyright Notice

Copyright (c) 2016 IETF Trust and the persons identified as the document authors. All rights reserved.

This document is subject to [BCP 78](#) and the IETF Trust's Legal Provisions Relating to IETF Documents (<http://trustee.ietf.org/license-info>) in effect on the date of publication of this document. Please review these documents carefully, as they describe your rights and restrictions with respect to this document. Code Components extracted from this document must include Simplified BSD License text as described in Section 4.e of the Trust Legal Provisions and are provided without warranty as described in the Simplified BSD License.

Table of Contents

1.	Introduction	2
1.1.	Overview	3
1.2.	Terminology	5
2.	CoAP over WebSockets	5
2.1.	Opening Handshake	5
2.2.	Message Format	6
2.3.	Message Transmission	7
2.4.	Connection Health	7
2.5.	Closing the Connection	8
3.	CoAP over WebSockets URIs	8
3.1.	Decomposing and Composing URIs	9
4.	Security Considerations	9
5.	IANA Considerations	9
5.1.	URI Scheme Registrations	9
5.2.	WebSocket Subprotocol Registration	11
5.3.	Well-Known URI Suffix Registration	12
6.	References	12
6.1.	Normative References	12
6.2.	Informative References	13
Appendix A.	Examples	13
	Acknowledgements	17
	Authors' Addresses	17

[1.](#) Introduction

The Constrained Application Protocol (CoAP) [[RFC7252](#)] is a web protocol designed for communications between resource constrained nodes. By default, CoAP operates as a layer on top of UDP or DTLS, but there is interest in using CoAP also over other types of transports, such as TCP, TLS [[I-D.ietf-core-coap-tcp-tls](#)], or SMS [[I-D.becker-core-coap-sms-gprs](#)].

An interesting transport for CoAP could be the WebSocket Protocol [[RFC6455](#)]. The WebSocket protocol provides two-way communication between a client and a server after upgrading an HTTP/1.1 [[RFC7230](#)] connection, and may be available in an environment that does not allow transportation of CoAP over UDP. This environment can be, for example, a corporate network with Internet access only via an HTTP proxy, or a CoAP application running inside a web browser without access to connectivity means other than HTTP and WebSockets.

This document specifies how to access resources using CoAP requests and responses over the WebSocket Protocol. This allows connectivity-limited applications to obtain end-to-end CoAP connectivity either by communicating CoAP directly with a CoAP server accessible over a WebSocket Connection or via a CoAP intermediary that proxies CoAP

requests and responses between different transports, such as between WebSockets and UDP.

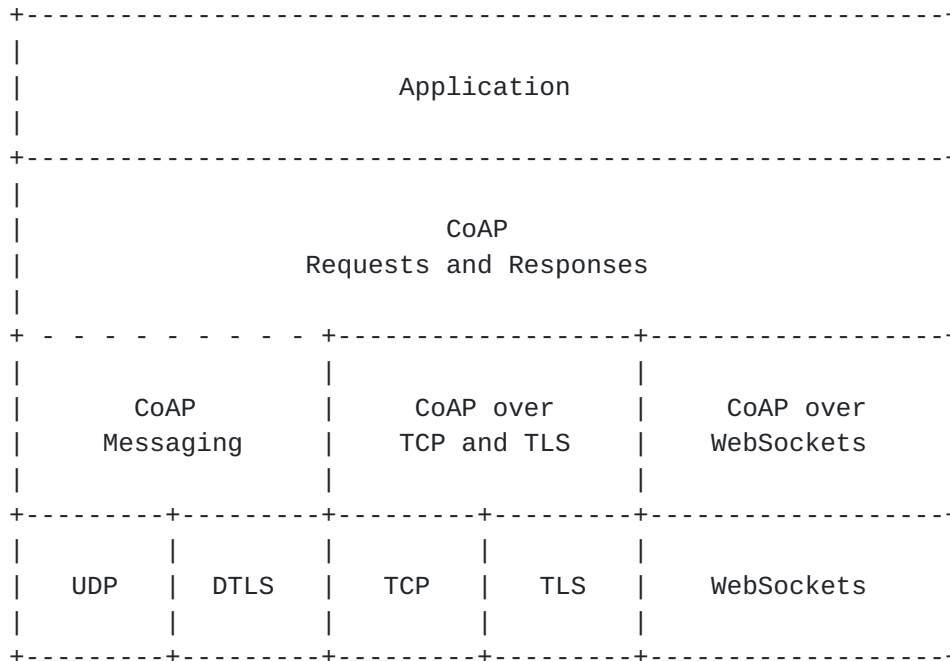


Figure 1: Abstract layering of CoAP extended by WebSockets

1.1. Overview

CoAP over WebSockets can be used in a number of configurations. The most basic configuration is a CoAP client seeking to retrieve or update a CoAP resource located at a CoAP server that exposes a WebSocket endpoint (Figure 2). The CoAP client takes the role of the WebSocket client, establishes a WebSocket Connection and sends a CoAP request, to which the CoAP server returns a CoAP response. The WebSocket Connection can be used for any number of requests.

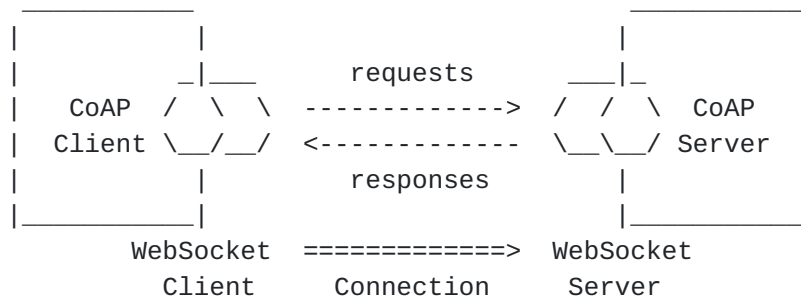


Figure 2: CoAP client (WebSocket client) accesses CoAP server (WebSocket server)

The challenge in this configuration is to identify resource in the namespace of the CoAP server: When the WebSocket Protocol is used by a dedicated client directly (i.e., not from a web page through a web browser), the client can connect to any WebSocket endpoint. This means it is necessary that the client is able to determine both the WebSocket endpoint (identified by a "ws" or "wss" URI) and the path and query of the CoAP resource within that endpoint from the same URI. When the WebSocket Protocol is used from a web page, the choices are more limited [[RFC6454](#)], but the challenge persists.

[Section 3](#) proposes a new "coap+ws" URI scheme that identifies both a WebSocket endpoint and a resource within that endpoint as follows:

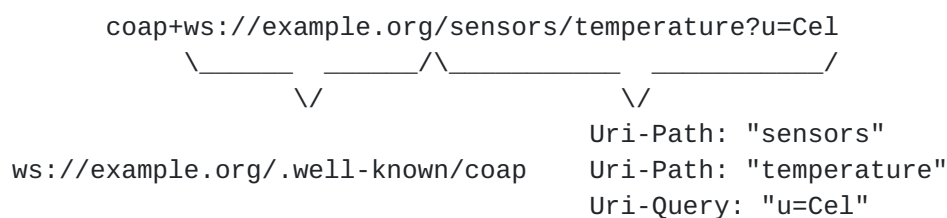


Figure 3: The "coap+ws" URI Scheme

Another possible configuration is to set up a CoAP forward proxy at the WebSocket endpoint. Depending on what transports are available to the proxy, it could forward the request to a CoAP server with a CoAP UDP endpoint (Figure 4), an SMS endpoint (a.k.a. mobile phone), or even another WebSocket endpoint. The client specifies the resource to be updated or retrieved in the Proxy-URI Option.

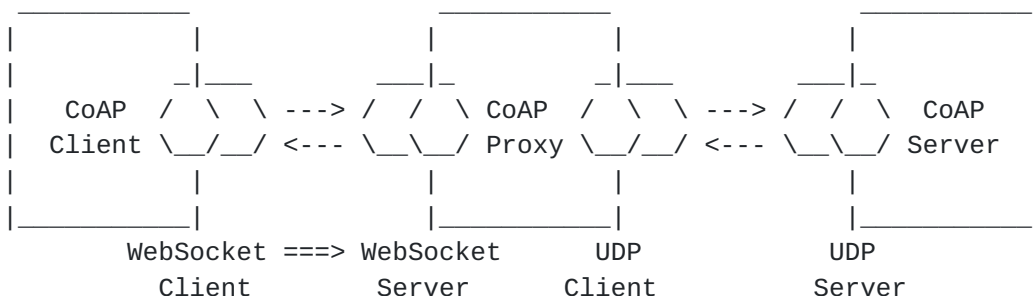


Figure 4: CoAP Client (WebSocket client) accesses CoAP Server (UDP server) via a CoAP proxy (WebSocket server/UDP client)

A third possible configuration is a CoAP server running inside a web browser (Figure 5). The web browser initially connects to a WebSocket endpoint and is then reachable through the WebSocket server. When no connection exists, the CoAP server is not reachable; it therefore can be considered a Sleepy Endpoint (SEP) [[I-D.dijk-core-sleepy-reqs](#)]. Because the WebSocket server is the

only way to reach the CoAP server, the CoAP proxy should be a Reverse Proxy.

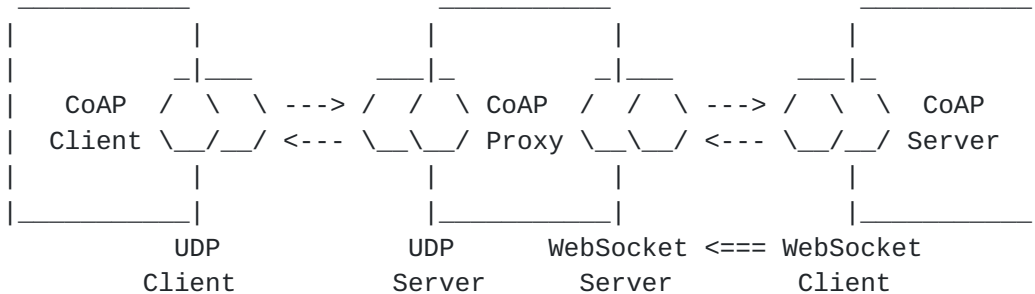


Figure 5: CoAP Client (UDP client) accesses sleepy CoAP Server (WebSocket client) via a CoAP proxy (UDP server/WebSocket server)

Further configurations are possible, including those where a WebSocket Connection is established through an HTTP proxy.

1.2. Terminology

This document assumes that readers are familiar with the terms and concepts that are used in [RFC6455] and [RFC7252].

The key words "MUST", "MUST NOT", "REQUIRED", "SHALL", "SHALL NOT", "SHOULD", "SHOULD NOT", "RECOMMENDED", "MAY", and "OPTIONAL" in this document are to be interpreted as described in [RFC2119].

2. CoAP over WebSockets

CoAP over WebSockets is intentionally very similar to CoAP as defined over UDP. Therefore, instead of presenting CoAP over WebSockets as a new protocol, this document specifies it as a series of deltas from [RFC7252].

2.1. Opening Handshake

Before CoAP requests and responses can be exchanged, a WebSocket Connection needs to be established as defined in [Section 4 of \[RFC6455\]](#). Figure 6 shows an example.

The WebSocket client MUST include the subprotocol name "coap" in the list of protocols, which indicates support for the protocol defined in this document. Any later, incompatible versions of CoAP or CoAP over WebSockets will use a different subprotocol name.

The WebSocket client includes the hostname of the WebSocket server in the Host header field of its handshake as per [RFC6455]. The Host

header field also indicates the default value of the Uri-Host Option in requests from the WebSocket client to the WebSocket server.

```
GET /.well-known/coap HTTP/1.1
Host: example.org
Upgrade: websocket
Connection: Upgrade
Sec-WebSocket-Key: dGhlIHNhbXBsZSBub25jZQ==
Sec-WebSocket-Protocol: coap
Sec-WebSocket-Version: 13

HTTP/1.1 101 Switching Protocols
Upgrade: websocket
Connection: Upgrade
Sec-WebSocket-Accept: s3pPLMBiTxaQ9kYGzzhZRbK+x0o=
Sec-WebSocket-Protocol: coap
```

Figure 6: Example of an Opening Handshake

2.2. Message Format

Once a WebSocket Connection has been established, CoAP requests and responses can be exchanged as WebSocket messages. Since CoAP uses a binary message format, the messages are transmitted in binary data frames as specified in Sections 5 and 6 of [RFC6455].

The message format is very similar to the format specified for CoAP over UDP [RFC7252]. The differences are as follows:

- o Since the underlying TCP connection provides retransmissions and deduplication, there is no need for the reliability mechanisms provided by CoAP over UDP. This means the "T" and "Message ID" fields in the CoAP message header can be elided.
- o Furthermore, since the CoAP version is already negotiated during the opening handshake, the "Ver" field can be elided as well.

```

      0               1               2               3
0 1 2 3 4 5 6 7 8 9 0 1 2 3 4 5 6 7 8 9 0 1 2 3 4 5 6 7 8 9 0 1
+---+---+---+---+---+---+---+---+---+---+---+---+---+---+---+
|  R   | TKL |      Code      |   Token (TKL bytes) ...
+---+---+---+---+---+---+---+---+---+---+---+---+---+---+---+
| Options (if any) ...
+---+---+---+---+---+---+---+---+---+---+---+---+---+---+---+
|1 1 1 1 1 1 1 1|   Payload (if any) ...
+---+---+---+---+---+---+---+---+---+---+---+---+---+---+---+
```

Figure 7: CoAP Message Format over WebSockets

The resulting message format is shown in Figure 7. The four most-significant bits of the first byte are reserved (R) and MUST be set to zero. The remaining fields and structure are the same as defined in [\[RFC7252\]](#).

Requests and response messages can be fragmented as specified in [Section 5.4 of \[RFC6455\]](#), though typically they are sent unfragmented as they tend to be small and fully buffered before transmission. The WebSocket protocol does not provide means for multiplexing; if it is not desirable for a large message to monopolize the connection, requests and responses can be transferred in a blockwise fashion as defined in [\[I-D.ietf-core-block\]](#).

Messages MUST NOT be Empty (Code 0.00), i.e., messages always carry either a request or a response.

[2.3.](#) Message Transmission

CoAP requests and responses are exchanged asynchronously over the WebSocket Connection, i.e., a CoAP client can send multiple requests without waiting for a response and the CoAP server can return responses in any order. Responses MUST be returned over the same connection as the originating request. Concurrent requests are differentiated by their Token, which are scoped locally to the connection.

The connection is bi-directional, so requests can be sent both by the entity that established the connection and the remote host.

Retransmission and deduplication of messages is provided by the WebSocket Protocol. CoAP over WebSockets therefore does not make a distinction between Confirmable or Non-Confirmable messages, and does not provide Acknowledgement or Reset messages.

Since the WebSocket Protocol provides ordered delivery of messages, the mechanism for reordering detection when observing resources [\[RFC7641\]](#) is not needed. The value of the Observe Option in notifications therefore MAY be empty on transmission and MUST be ignored on reception.

[2.4.](#) Connection Health

When a client does not receive any response for some time after sending a CoAP request (or, similarly, when a client observes a resource and it does not receive any notification for some time), the connection between the WebSocket client and the WebSocket server may be lost or temporarily disrupted without the client being aware of it.

To check the health of the WebSocket Connection (and thereby of all active requests, if any), the client can send a Ping frame or an unsolicited Pong frame as specified in [Section 5.5 of \[RFC6455\]](#). There is no way to retransmit a request without creating a new one. Re-registering interest in a resource is permitted, but entirely unnecessary.

2.5. Closing the Connection

The WebSocket Connection is closed as specified in [Section 7 of \[RFC6455\]](#).

All requests for which the CoAP client has not received a response yet are cancelled when the connection is closed. If the client observes one or more resources over the WebSocket Connection, then the CoAP server (or intermediary in the role of the CoAP server) MUST remove all entries associated with the client from the lists of observers when the connection is closed.

3. CoAP over WebSockets URIs

For the first configuration discussed in [Section 1.1](#), this document defines two new URI schemes that can be used for identifying CoAP resources and providing a means of locating these resources: "coap+ws" and "coap+wss".

Similar to the "coap" and "coaps" schemes, the "coap+ws" and "coap+wss" schemes organize resources hierarchically under a CoAP origin server. The key difference is that the server is potentially reachable on a WebSocket endpoint instead of a UDP endpoint.

The WebSocket endpoint is identified by a "ws" or "wss" URI that is composed of the authority part of the "coap+ws" or "coap+wss" URI, respectively, and the well-known path `"/.well-known/coap"` [\[RFC5785\]](#). The path and query parts of a "coap+ws" or "coap+wss" URI identify a resource within the specified endpoint which can be operated on by the methods defined by the CoAP protocol.

The syntax of the "coap+ws" and "coap+wss" URI schemes is specified below in Augmented Backus-Naur Form (ABNF) [\[RFC5234\]](#). The definitions of "host", "port", "path-abempty" and "query" are the same as in [\[RFC3986\]](#).

```
coap-ws-URI =  
    "coap+ws:" "://" host [ ":" port ] path-abempty [ "?" query ]  
  
coap-wss-URI =  
    "coap+wss:" "://" host [ ":" port ] path-abempty [ "?" query ]
```


The port component is OPTIONAL; the default for "coap+ws" is port 80, while the default for "coap+wss" is port 443.

Fragment identifiers are not part of the request URI and thus MUST NOT be transmitted in a WebSocket handshake or in the URI options of a CoAP request.

3.1. Decomposing and Composing URIs

The steps for decomposing a "coap+ws" or "coap+wss" URI into CoAP options are the same as specified in [Section 6.4 of \[RFC7252\]](#) with the following changes:

- o The <scheme> component MUST be "coap+ws" or "coap+wss" when converted to ASCII lowercase.
- o A Uri-Host Option MUST only be included in a request when the <host> component does not equal the uri-host component in the Host header field in the WebSocket handshake.
- o A Uri-Port Option MUST only be included in a request if |port| does not equal the port component in the Host header field in the WebSocket handshake.

The steps to construct a URI from a request's options are changed accordingly.

4. Security Considerations

CoAP over WebSockets and CoAP over TLS-secured WebSockets do not introduce additional security issues beyond CoAP and DTLS-secured CoAP respectively [[RFC7252](#)].

The security considerations of [[RFC6455](#)] apply.

5. IANA Considerations

[Note to RFC Editor: Please replace XXXX in this section with the RFC number of this specification.]

5.1. URI Scheme Registrations

5.1.1. "coap+ws"

This document requests the registration of the Uniform Resource Identifier (URI) scheme "coap+ws".

URI scheme name.

coap+ws

Status.

Permanent.

URI scheme syntax.

Defined in [Section 3](#) of [RFCXXXX].

URI scheme semantics.

The "coap+ws" URI scheme provides a way to identify resources that are potentially accessible over the Constrained Application Protocol (CoAP) using the WebSocket Protocol.

Encoding considerations.

The scheme encoding conforms to the encoding rules established for URIs in [RFC3986], i.e., internationalized and reserved characters are expressed using UTF-8-based percent-encoding.

Applications/protocols that use this URI scheme name.

The scheme is used by CoAP endpoints to access CoAP resources using the WebSocket protocol.

Interoperability considerations.

None.

Security considerations.

See [Section 4](#) of [RFCXXXX].

Contact.

IETF Chair <chair@ietf.org>

Author/Change controller.

IESG <iesg@ietf.org>

References.

[RFCXXXX]

[5.1.2.](#) "coap+wss"

This document requests the registration of the Uniform Resource Identifier (URI) scheme "coap+wss".

URI scheme name.

coap+wss

Status.

Permanent.

URI scheme syntax.

Defined in [Section 3](#) of [RFCXXXX].

URI scheme semantics.

The "coap+wss" URI scheme provides a way to identify resources that are potentially accessible over the Constrained Application Protocol (CoAP) using the WebSocket Protocol secured with Transport Layer Security (TLS).

Encoding considerations.

The scheme encoding conforms to the encoding rules established for URIs in [RFC3986], i.e., internationalized and reserved characters are expressed using UTF-8-based percent-encoding.

Applications/protocols that use this URI scheme name.

The scheme is used by CoAP endpoints to access CoAP resources using the WebSocket protocol secured with TLS.

Interoperability considerations.

None.

Security considerations.

See [Section 4](#) of [RFCXXXX].

Contact.

IETF Chair <chair@ietf.org>

Author/Change controller.

IESG <iesg@ietf.org>

References.

[RFCXXXX]

[5.2.](#) WebSocket Subprotocol Registration

This document requests the registration of the subprotocol name "coap" in the WebSocket Subprotocol Name Registry.

Subprotocol Identifier.

coap

Subprotocol Common Name.

Constrained Application Protocol (CoAP)

Subprotocol Definition.

[RFCXXXX]

5.3. Well-Known URI Suffix Registration

This document requests the registration of the Well-Known URI suffix "coap" in the Well-Known URI Registry.

URI suffix.

coap

Change controller.

IETF

Specification document(s).

[RFCXXXX]

Related information.

None.

6. References

6.1. Normative References

- [RFC2119] Bradner, S., "Key words for use in RFCs to Indicate Requirement Levels", [BCP 14](#), [RFC 2119](#), DOI 10.17487/RFC2119, March 1997, <<http://www.rfc-editor.org/info/rfc2119>>.
- [RFC3986] Berners-Lee, T., Fielding, R., and L. Masinter, "Uniform Resource Identifier (URI): Generic Syntax", STD 66, [RFC 3986](#), DOI 10.17487/RFC3986, January 2005, <<http://www.rfc-editor.org/info/rfc3986>>.
- [RFC5785] Nottingham, M. and E. Hammer-Lahav, "Defining Well-Known Uniform Resource Identifiers (URIs)", [RFC 5785](#), DOI 10.17487/RFC5785, April 2010, <<http://www.rfc-editor.org/info/rfc5785>>.
- [RFC6455] Fette, I. and A. Melnikov, "The WebSocket Protocol", [RFC 6455](#), DOI 10.17487/RFC6455, December 2011, <<http://www.rfc-editor.org/info/rfc6455>>.
- [RFC7252] Shelby, Z., Hartke, K., and C. Bormann, "The Constrained Application Protocol (CoAP)", [RFC 7252](#), DOI 10.17487/RFC7252, June 2014, <<http://www.rfc-editor.org/info/rfc7252>>.

- [RFC7641] Hartke, K., "Observing Resources in the Constrained Application Protocol (CoAP)", [RFC 7641](#), DOI 10.17487/RFC7641, September 2015, <<http://www.rfc-editor.org/info/rfc7641>>.

6.2. Informative References

- [I-D.becker-core-coap-sms-gprs]
Becker, M., Li, K., Kuladinithi, K., and T. Poetsch, "Transport of CoAP over SMS", [draft-becker-core-coap-sms-gprs-05](#) (work in progress), August 2014.
- [I-D.dijk-core-sleepy-reqs]
Dijk, E., "Sleepy Devices using CoAP - Requirements", [draft-dijk-core-sleepy-reqs-00](#) (work in progress), June 2013.
- [I-D.ietf-core-block]
Bormann, C. and Z. Shelby, "Block-wise transfers in CoAP", [draft-ietf-core-block-20](#) (work in progress), April 2016.
- [I-D.ietf-core-coap-tcp-tls]
Bormann, C., Lemay, S., Technologies, Z., and H. Tschofenig, "A TCP and TLS Transport for the Constrained Application Protocol (CoAP)", [draft-ietf-core-coap-tcp-tls-02](#) (work in progress), April 2016.
- [RFC5234] Crocker, D., Ed. and P. Overell, "Augmented BNF for Syntax Specifications: ABNF", STD 68, [RFC 5234](#), DOI 10.17487/RFC5234, January 2008, <<http://www.rfc-editor.org/info/rfc5234>>.
- [RFC6454] Barth, A., "The Web Origin Concept", [RFC 6454](#), DOI 10.17487/RFC6454, December 2011, <<http://www.rfc-editor.org/info/rfc6454>>.
- [RFC7230] Fielding, R., Ed. and J. Reschke, Ed., "Hypertext Transfer Protocol (HTTP/1.1): Message Syntax and Routing", [RFC 7230](#), DOI 10.17487/RFC7230, June 2014, <<http://www.rfc-editor.org/info/rfc7230>>.

Appendix A. Examples

This section gives examples for the first two configurations discussed in [Section 1.1](#).

An example of the process followed by a CoAP client to retrieve the representation of a resource identified by a "coap+ws" URI might be

as follows. Figure 8 below illustrates the WebSocket and CoAP messages exchanged in detail.

1. The CoAP client obtains the URI `<coap+ws://example.org/sensors/temperature?u=Cel>`, for example, from a resource representation that it retrieved previously.
2. It establishes a WebSocket Connection to the endpoint URI composed of the authority "example.org" and the well-known path `"/.well-known/coap"`, `<ws://example.org/.well-known/coap>`.
3. It sends a single-frame, masked, binary message containing a CoAP request. The request indicates the target resource with the Uri-Path ("sensors", "temperature") and Uri-Query ("u=Cel") options.
4. It waits for the server to return a response.
5. The CoAP client uses the connection for further requests, or the connection is closed.

CoAP Client (WebSocket Client)	CoAP Server (WebSocket Server)
+=====>	GET /.well-known/coap HTTP/1.1
	Host: example.org
	Upgrade: websocket
	Connection: Upgrade
	Sec-WebSocket-Key: dGhlIHNhbXBsZSBub25jZQ==
	Sec-WebSocket-Protocol: coap
	Sec-WebSocket-Version: 13
<=====+	HTTP/1.1 101 Switching Protocols
	Upgrade: websocket
	Connection: Upgrade
	Sec-WebSocket-Accept: s3pPLMBiTxaQ9kYGzzhZRbK+x0o=
	Sec-WebSocket-Protocol: coap
+----->	Binary frame (opcode=%x2, FIN=1, MASK=1)
	+-----+
	GET
	Token: 0x53
	Uri-Path: "sensors"
	Uri-Path: "temperature"
	Uri-Query: "u=Cel"
	+-----+
<-----+	Binary frame (opcode=%x2, FIN=1, MASK=0)
	+-----+
	2.05 Content
	Token: 0x53
	Payload: "22.3 Cel"
	+-----+
:	:
:	:
+----->	Close frame (opcode=%x8, FIN=1, MASK=1)
<-----+	Close frame (opcode=%x8, FIN=1, MASK=0)

Figure 8: A CoAP client retrieves the representation of a resource identified by a "coap+ws" URI

Figure 9 shows how a CoAP client uses a CoAP forward proxy with a WebSocket endpoint to retrieve the representation of the resource `<coap://[2001:DB8::1]/>`. The use of the forward proxy and the address of the WebSocket endpoint are determined by the client from local configuration rules. The request URI is specified in the Proxy-Uri Option. Since the request URI uses the "coap" URI scheme, the proxy fulfills the request by issuing a Confirmable GET request over UDP to the CoAP server and returning the response over the WebSocket connection to the client.

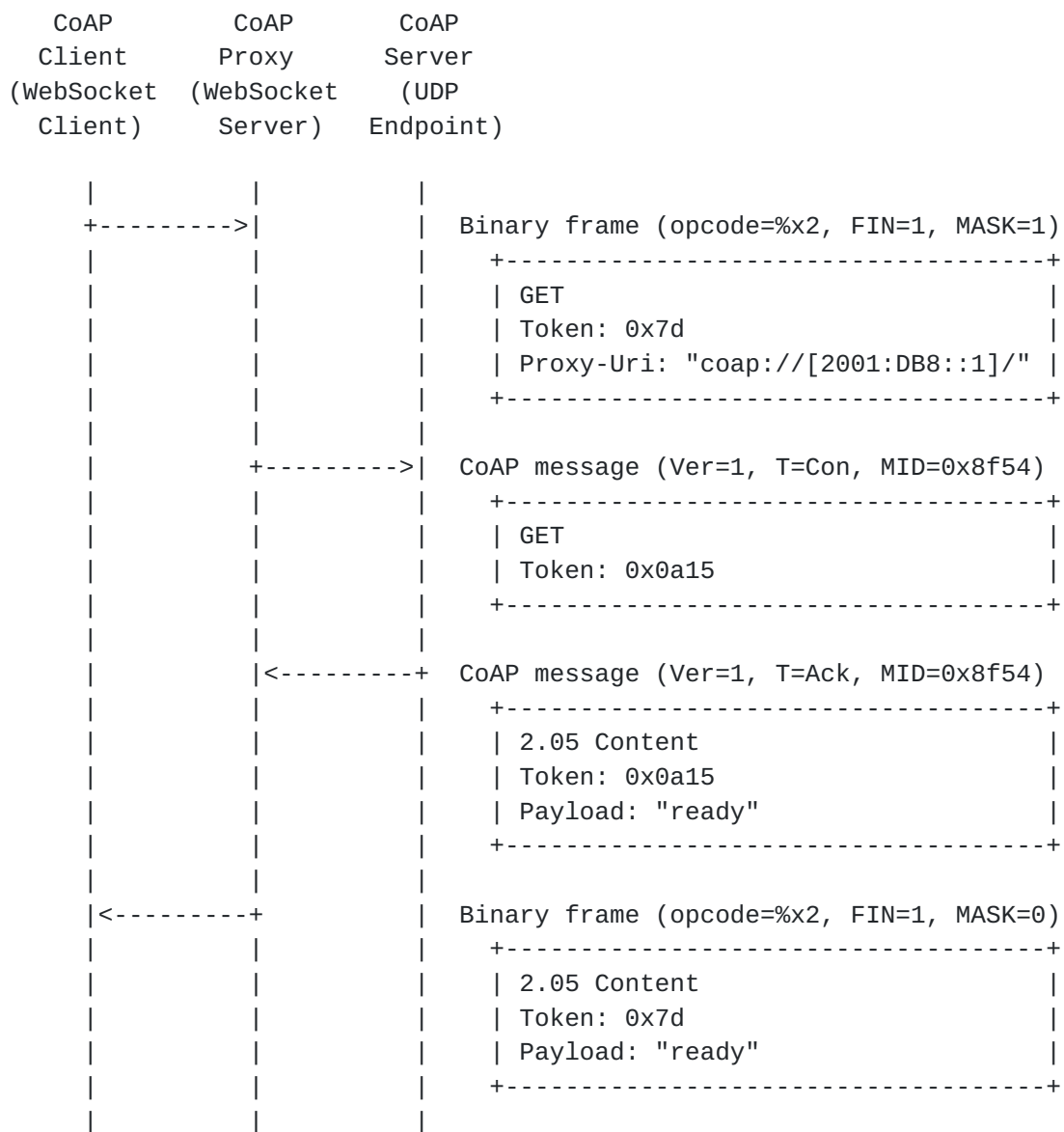


Figure 9: A CoAP client retrieves the representation of a resource identified by a "coap" URI via a WebSockets-enabled CoAP proxy

Acknowledgements

Thanks to Nadir Javed for helpful comments and discussions that have shaped the document.

Authors' Addresses

Teemu Savolainen
Nokia
Hermiankatu 12 D
Tampere FI-33720
Finland

Email: teemu.savolainen@nokia.com

Klaus Hartke
Universitaet Bremen TZI
Postfach 330440
Bremen D-28359
Germany

Phone: +49-421-218-63905

Email: hartke@tzi.org

Bilhanan Silverajan
Tampere University of Technology
Korkeakoulunkatu 10
Tampere FI-33720
Finland

Email: bilhanan.silverajan@tut.fi

