

Network Working Group
Internet-Draft
Intended status: Experimental
Expires: May 18, 2008

Y. Sheffer
Check Point
H. Tschofenig
Nokia Siemens Networks
L. Dondeti
V. Narayanan
QUALCOMM, Inc.
November 15, 2007

IPsec Gateway Failover Protocol
draft-sheffer-ipsec-failover-01.txt

Status of this Memo

By submitting this Internet-Draft, each author represents that any applicable patent or other IPR claims of which he or she is aware have been or will be disclosed, and any of which he or she becomes aware will be disclosed, in accordance with [Section 6 of BCP 79](#).

Internet-Drafts are working documents of the Internet Engineering Task Force (IETF), its areas, and its working groups. Note that other groups may also distribute working documents as Internet-Drafts.

Internet-Drafts are draft documents valid for a maximum of six months and may be updated, replaced, or obsoleted by other documents at any time. It is inappropriate to use Internet-Drafts as reference material or to cite them other than as "work in progress."

The list of current Internet-Drafts can be accessed at <http://www.ietf.org/ietf/1id-abstracts.txt>.

The list of Internet-Draft Shadow Directories can be accessed at <http://www.ietf.org/shadow.html>.

This Internet-Draft will expire on May 18, 2008.

Copyright Notice

Copyright (C) The IETF Trust (2007).

Abstract

The Internet Key Exchange version 2 (IKEv2) protocol has computational and communication overhead with respect to the number of round-trips required and cryptographic operations involved. In remote access situations, the Extensible Authentication Protocol is

Internet-Draft

IPsec Gateway Failover Protocol

November 2007

used for authentication, which adds additional latency.

To re-establish security associations (SA) upon a failure recovery condition is time consuming, especially when an IPsec peer, such as a VPN gateway, needs to re-establish a large number of SAs with various end points. A high number of concurrent sessions might cause additional problems for an IPsec peer during SA re-establishment.

In many failure cases it would be useful to provide an efficient way to resume an interrupted IKE/IPsec session. This document proposes an extension to IKEv2 that allows a client to re-establish an IKE SA with a gateway in a highly efficient manner, utilizing a previously established IKE SA.

A client can reconnect to a gateway from which it was disconnected, or alternatively migrate to another gateway that is associated with the previous one. The proposed approach conveys IKEv2 state information, in the form of an encrypted ticket, to a VPN client that is later presented to the VPN gateway for re-authentication. An encrypted ticket cannot be decrypted by a VPN client but allows a VPN gateway to restore state for faster session state setup.

Internet-Draft

IPsec Gateway Failover Protocol

November 2007

Table of Contents

1.	Introduction	4
1.1.	Goals	4
1.2.	Non-Goals	5
2.	Terminology	5
3.	Usage Scenarios	6
3.1.	Recovering from a Remote Access Gateway Failover	6
3.2.	Recovering from an Application Server Failover	8
4.	Protocol Details	9
4.1.	Requesting a Ticket	9
4.2.	Presenting a Ticket	10
4.2.1.	Protection of the IKE_SESSION_RESUME Exchange	12
4.2.2.	Requesting a ticket during resumption	12
4.3.	IKE Notifications	12
4.4.	Gateway List	13
4.5.	Processing Guidelines for IKE SA Establishment	13
5.	The IKE Ticket	14
5.1.	Ticket Contents	14
5.2.	Ticket Format	15
5.3.	Ticket Identity and Lifecycle	15
6.	IANA Considerations	16
7.	Security Considerations	16
7.1.	Stolen Tickets	16
7.2.	Forged Tickets	16
7.3.	Denial of Service Attacks	16
7.4.	Ticket Protection Key Management	17
7.5.	Ticket Lifetime	17
7.6.	Alternate Ticket Formats and Distribution Schemes	17
7.7.	Identity Privacy, Anonymity, and Unlinkability	17
7.8.	Usage of IKE Cookies	18
7.9.	Replay protection in the IKE_SESSION_RESUME EXCHANGE	18
8.	Acknowledgements	18
9.	References	18
9.1.	Normative References	18
9.2.	Informative References	19

Appendix A.	Related Work	19
Appendix B.	Change Log	20
B.1.	-01	20
B.2.	-00	20
Authors' Addresses	20
Intellectual Property and Copyright Statements	22

[1.](#) Introduction

The Internet Key Exchange version 2 (IKEv2) protocol has computational and communication overhead with respect to the number of round-trips required and cryptographic operations involved. In particular the Extensible Authentication Protocol is used for authentication in remote access cases, which adds additional latency.

To re-establish security associations (SA) upon a failure recovery condition is time-consuming, especially when an IPsec peer, such as a VPN gateway, needs to re-establish a large number of SAs with various end points. A high number of concurrent sessions might cause additional problems for an IPsec peer.

In many failure cases it would be useful to provide an efficient way to resume an interrupted IKE/IPsec session. This document proposes an extension to IKEv2 that allows a client to re-establish an IKE SA with a gateway in a highly efficient manner, utilizing a previously established IKE SA.

A client can reconnect to a gateway from which it was disconnected, or alternatively migrate to another gateway that is associated with the previous one. This document proposes to maintain an IKEv2 state in a "ticket", an opaque data structure created and used by a server and stored by a client, which the client cannot understand or tamper with. The IKEv2 protocol needs to be extended to allow a client to request and present a ticket. When two gateways mutually trust each other, one can accept a ticket generated by the other.

This approach is similar to the one taken by TLS session resumption [[RFC4507](#)] with the required adaptations for IKEv2, e.g., to accommodate the two-phase protocol structure. We have borrowed heavily from that specification.

[1.1.](#) Goals

The high-level goal of this extension is to provide an IPsec failover solution, according to the requirements defined in [[I-D.vidya-ipsec-failover-ps](#)].

Specifically, the proposed extension should allow IPsec sessions to be recovered from failures in remote access scenarios, in a more efficient manner than the basic IKE solution. This efficiency is primarily on the gateway side, since the gateway might have to deal with many thousands of concurrent requests. We should enable the following cases:

- o Failover from one gateway to another, where the two gateways do not share state but do have mutual trust. For example, the gateways may be operated by the same provider and share the same keying materials to access an encrypted ticket.
- o Recovery from an intermittent connectivity failure ("network reboot"), where clients reconnect into the same gateway. In this case, the gateway would typically have detected the clients' absence and removed the state associated with them.
- o Recovery from a gateway restart, where clients reconnect into the same gateway.

The proposed solution should additionally meet the following goals:

- o Using only symmetric cryptography to minimize CPU consumption.
- o Allowing a gateway to push state to clients.
- o Providing cryptographic agility.
- o Having no negative impact on IKEv2 security features. Specifically, the solution must not introduce new security vulnerabilities, such as denial-of-service.

[1.2.](#) Non-Goals

The following are non-goals of this solution:

- o Providing load balancing among gateways.
- o Specifying how a client detects the need for a failover.
- o Establishing trust among gateways.

2. Terminology

The key words "MUST", "MUST NOT", "REQUIRED", "SHALL", "SHALL NOT", "SHOULD", "SHOULD NOT", "RECOMMENDED", "MAY", and "OPTIONAL" in this document are to be interpreted as described in [[RFC2119](#)].

This document uses terminology defined in [[RFC4301](#)], [[RFC4306](#)], and [[RFC4555](#)]. In addition, this document uses the following terms:

Secure domain: A secure domain comprises a set of gateways that are able to resume an IKEv2 session that may have been established by any other gateway within the domain. All the gateways in the secure domain are expected to share a security association - either with each other or through a trusted third party - so that they can verify the validity of the ticket and can extract the IKEv2 policy and session key material from the ticket.

IKEv2 ticket: An IKEv2 ticket is a data structure that contains all the necessary information that allows any gateway within the same secure domain as the gateway that created the ticket to verify the validity of the ticket and extract IKEv2 policy and session keys to re-establish an IKEv2 session.

Stateless failover: When the IKEv2 session state is stored at the client, the infrastructure is "stateless" until the client restores the SA with one of the gateways within the secure domain; thus, we refer to SA resumption with SA storage at the client as stateless session resumption.

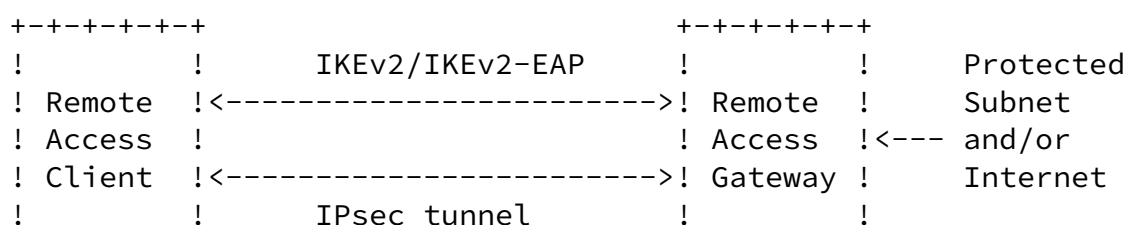
Stateful failover: When the infrastructure maintains IKEv2 session state, we refer to the process of IKEv2 SA re-establishment as stateful session resumption. Note that even in this case, a small amount of information (the "handle") needs to be stored on the client.

3. Usage Scenarios

This specification envisions two usage scenarios for efficient IKEv2 and IPsec SA session re-establishment: The first is similar to the use case specified in [Section 1.1.3](#) of the IKEv2 specification [[RFC4306](#)], where IPsec tunnel mode is to establish a secure channel between a remote access client and a gateway; the traffic flow may be between the client and entities beyond the gateway. The second use case is somewhat different from any of the use cases defined in the IKEv2 specification: at the IP layer, two endpoints use transport (or tunnel) mode to communicate between themselves. The two endpoints have a client-server relationship with respect to a protocol that runs using the protections afforded by the IPsec SA.

[3.1.](#) Recovering from a Remote Access Gateway Failover

(a)



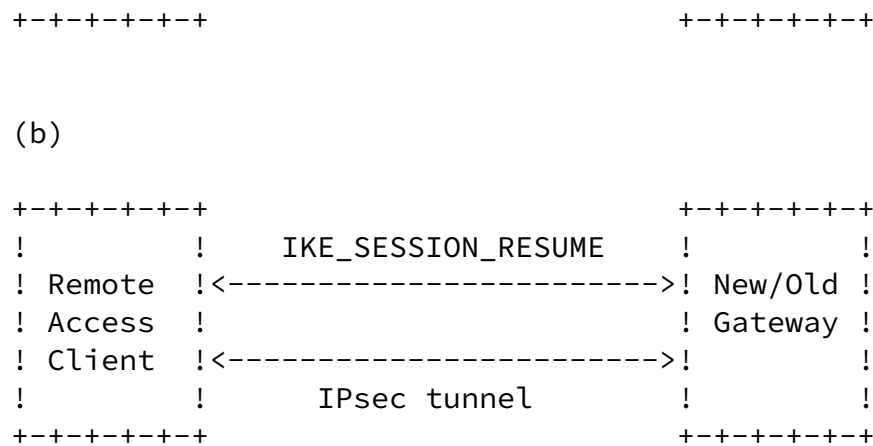


Figure 1: Remote Access Gateway Failure

In this scenario, an end-host (an entity with a host implementation of IPsec [RFC4301]) establishes a tunnel mode IPsec SA with a gateway in a remote network using IKEv2. The end-host in this scenario is sometimes referred to as a remote access client. When the remote gateway fails, all the clients associated with the gateway either need to re-establish IKEv2 sessions with another gateway within the same secure domain of the original gateway, or with the original gateway if the server is back online soon.

The clients may choose to establish IPsec SAs using a full IKEv2 exchange or the IKE_SESSION_RESUME exchange (shown in Figure 1).

In this scenario, the client needs to get an IP address from the remote network so that traffic can be encapsulated by the remote access gateway before reaching the client. In the initial exchange, the gateway may acquire IP addresses from the address pool of a local DHCP server. The new gateway that a client gets associated may not receive addresses from the same address pool. Thus, the session resumption protocol needs to support the assignment of a new IP address.

(a)

```
+--+--+--+--+
! App. !      IKEv2/IKEv2-EAP      ! App. !
! Client !<----->! Server !
! &      !
! IPsec  !<----->! IPsec  !
! host   ! IPsec transport/         ! host   !
+--+--+--+--+      tunnel mode SA  +--+--+--+--+
```

(b)

```
+--+--+--+--+
! App. !      IKE_SESSION_RESUME    ! New   !
! Client !<----->! Server !
! &      !
! IPsec  !<----->! IPsec  !
! host   ! IPsec transport/         ! host   !
+--+--+--+--+      tunnel mode SA  +--+--+--+--+
```

Figure 2: Application Server Failover

The second usage scenario is as follows: two entities with IPsec host implementations establish an IPsec transport or tunnel mode SA between themselves; this is similar to the model described in [Section 1.1.2. of \[RFC4306\]](#). At the application level, one of the entities is always the client and the other is a server. From that view point, the IKEv2 exchange is always initiated by the client. This allows the Initiator (the client) to authenticate itself using EAP, as long as the Responder (or the application server) allows it.

If the application server fails, the client may find other servers within the same secure domain for service continuity. It may use a full IKEv2 exchange or the IKE_SESSION_RESUME exchange to re-establish the IPsec SAs for secure communication required by the application layer signaling.

The client-server relationship at the application layer ensures that one of the entities in this usage scenario is unambiguously always the Initiator and the other the Responder. This role determination also allows the Initiator to request an address in the Responder's network using the Configuration Payload mechanism of the IKEv2 protocol. If the client has thus received an address during the

initial IKEv2 exchange, when it associates with a new server upon failure of the original server, it needs to request an address, specifying its assigned address. The server may allow the client to use the original address or if it is not permitted to use that address, assign a new address.

[4.](#) Protocol Details

This section provides protocol details and contains the normative parts. This document defines two protocol exchanges, namely requesting a ticket and presenting a ticket. [Section 4.1](#) describes the procedure to request a ticket and [Section 4.2](#) illustrates how to present a ticket.

[4.1.](#) Requesting a Ticket

A client MAY request a ticket in the following exchanges:

- o In an IKE_AUTH exchange, as shown in the example message exchange in Figure 3 below.
- o In a CREATE_CHILD_SA exchange, when an IKE SA is rekeyed.
- o In an Informational exchange, if the gateway previously replied with an N(TICKET_ACK) instead of providing a ticket.
- o In an Informational exchange, when the ticket lifetime is about to expire.
- o In an IKE_SESSION_RESUME exchange, see [Section 4.2.2](#).

Normally, a client requests a ticket in the third message of an IKEv2 exchange (the first of IKE_AUTH). Figure 3 shows the message exchange for this typical case.

Initiator		Responder
-----		-----
HDR, SAi1, KEi, Ni	-->	
	<--	HDR, SAR1, KEr, Nr, [CERTREQ]
HDR, SK {IDi, [CERT,] [CERTREQ,] [IDr,] AUTH, SAi2, TSi, TSr, N(TICKET_REQUEST)}	-->	

Figure 3: Example Message Exchange for Requesting a Ticket

The notification payloads are described in [Section 4.3](#). The above is

an example, and IKEv2 allows a number of variants on these messages. A complete description of IKEv2 can be found in [\[RFC4718\]](#).

When an IKEv2 responder receives a request for a ticket using the N(TICKET_REQUEST) payload it MUST perform one of the following operations if it supports the extension defined in this document:

- o it creates a ticket and returns it with the N(TICKET_OPAQUE) payload in a subsequent message towards the IKEv2 initiator. This is shown in Figure 4.
- o it returns an N(TICKET_NACK) payload, if it refuses to grant a ticket for some reason.
- o it returns an N(TICKET_ACK), if it cannot grant a ticket immediately, e.g., due to packet size limitations. In this case the client MAY request a ticket later using an Informational exchange, at any time during the lifetime of the IKE SA.

Provided the IKEv2 exchange was successful, the IKEv2 initiator can accept the requested ticket. The ticket may be used later with an IKEv2 responder which supports this extension. Figure 4 shows how the initiator receives the ticket.

Initiator	Responder
-----	-----
<--	HDR, SK {IDr, [CERT,] AUTH, SAr2, TSi, TSr, N(TICKET_OPAQUE) [,N(TICKET_GATEWAY_LIST)]}

Figure 4: Receiving a Ticket

[4.2.](#) Presenting a Ticket

Following a communication failure, a client re-initiates an IKE exchange to the same gateway or to a different one, and includes a ticket in the first message. A client MAY initiate a regular (non-ticket-based) IKEv2 exchange even if it is in possession of a valid ticket. A client MUST NOT present a ticket after the ticket's lifetime has expired.

It is purely a local decision of the client when and based on what information to decide that a communication failure has happened and

that a new exchange including the ticket is needed.

We specify a new IKEv2 exchange type called `IKE_SESSION_RESUME` whose value is TBA by IANA. This exchange is somewhat similar to the `IKE_AUTH` exchange, and results in the creation of a Child SA. The client **MUST NOT** use this exchange unless it knows that the gateway supports failover, either through configuration, by out-of-band means or by using the Gateway List provision.

Initiator	Responder
-----	-----
HDR, N(TICKET_COUNTER), Ni, N(TICKET_OPAQUE), [N+,] SK {IDi, [IDr,] SAi2, TSi, TSr [, CP(CFG_REQUEST)] [, N(UPDATE_SA_ADDRESSES)]}	-->

The exchange type in HDR is set to '`IKE_SESSION_RESUME`'.

See [Section 4.2.1](#) for details on computing the protected (SK) payload.

The client **MUST** increment the counter value each time it uses this same ticket to resume the session. When the gateway receives a resumption request for a ticket it has seen in the past, it **MUST** reject the request unless the counter value is larger than its previous value.

When the IKEv2 responder receives a ticket using the `N(TICKET_OPAQUE)` payload it **MUST** perform one of the following steps if it supports the extension defined in this document:

- o If it is willing to accept the ticket, it responds as shown in Figure 6.
- o It responds with an unprotected `N(TICKET_NACK)` notification, if it rejects the ticket for any reason. In that case, the initiator should re-initiate a regular IKE exchange. One such case is when the responder receives a ticket for an IKE SA that has previously been terminated on the responder itself, which may indicate inconsistent state between the IKEv2 initiator and the responder. However, a responder is not required to maintain the state for terminated sessions.
- o If the responder receives a ticket for an IKE SA that is still active and accepts it, it **SHOULD** silently delete the old SA

without sending a DELETE Informational exchange.

Initiator	Responder
-----	-----
	<-- HDR, SK {IDr, Nr, SAr2, [TSi, TSr], [CP(CFG_REPLY)]}

Figure 6: IKEv2 Responder accepts the ticket

Again, the exchange type in HDR is set to 'IKE_SESSION_RESUME'.

The SK payload is protected using the cryptographic parameters derived from the ticket, see [Section 4.2.1](#) below.

At this point a new IKE SA is created by both parties, see [Section 4.5](#). This is followed by normal derivation of a child SA, per Sec. 2.17 of [[RFC4306](#)].

[4.2.1](#). Protection of the IKE_SESSION_RESUME Exchange

The two messages of this exchange are protected by a "subset" IKE SA. The key material is derived from the ticket, as follows:

$$\{SK_{d2} \mid SK_{ai} \mid SK_{ar} \mid SK_{ei} \mid SK_{er}\} = \text{prf}+(SK_{d_old}, Ni)$$

where SK_d_old is the SK_d value of the original IKE SA, as retrieved from the ticket. Ni guarantees freshness of the key material. SK_d2 is used later to derive the new IKE SA, see [Section 4.5](#).

See [[RFC4306](#)] for the notation. "prf" is determined from the SA value in the ticket.

[4.2.2](#). Requesting a ticket during resumption

When resuming a session, a client will typically request a new ticket immediately, so it is able to resume the session again in the case of a second failure. Therefore, the N(TICKET_REQUEST), N(TICKET_OPAQUE) and N(TICKET_GATEWAY_LIST) notifications may be piggybacked as

protected payloads to the IKE_SESSION_RESUME exchange.

The returned ticket (if any) will correspond to the IKE SA created per the rules described in [Section 4.5](#).

4.3. IKE Notifications

This document defines a number of notifications. The notification numbers are TBA by IANA.

Notification Name	Number	Data
TICKET_OPAQUE	TBA1	See below
TICKET_REQUEST	TBA2	None
TICKET_ACK	TBA3	None
TICKET_NACK	TBA4	None
TICKET_COUNTER	TBA5	See below
TICKET_GATEWAY_LIST	TBA6	See Section 4.4

The data for the TICKET_OPAQUE notification consists of a lifetime duration in seconds (4 octets, denoting the time until the ticket

expires), followed by the ticket content. See [Section 5.2](#) for a recommended ticket format, and [Section 5.3](#) for further guidelines regarding the ticket's lifetime.

The data for TICKET_COUNTER consists of a single octet, treated as an unsigned integer.

4.4. Gateway List

The gateway list is a sequence of zero or more gateway identifiers, each of the following format:

[illegible]

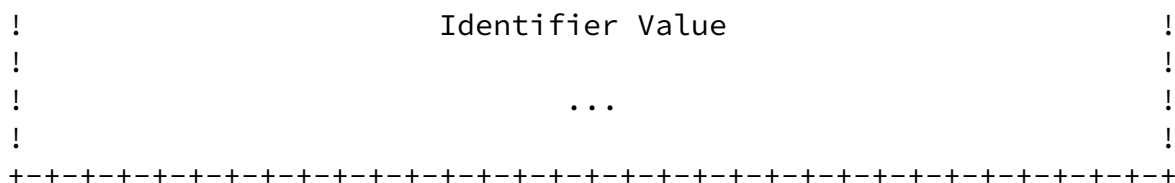


Figure 8: Gateway Identifier Syntax

ID Type - see allowed values below.

Reserved - must be sent as 0, ignored when received.

Length - the length in octets of the identifier value.

Identifier Value - variable length. The actual length depends on the ID type. The length is not necessarily a multiple of 4.

The values and semantics of identifiers follow those of IKEv2 ID payloads ([RFC4306], Sec. 3.5). Allowed ID types are: ID_IPV4_ADDR, ID_IPV6_ADDR, ID_FQDN and the various reserved values.

4.5. Processing Guidelines for IKE SA Establishment

When a ticket is presented, the gateway parses the ticket to retrieve the state of the old IKE SA, and the client retrieves this state from its local store. Both peers now create state for the new IKE SA as follows:

- o The SA value (transforms etc.) is taken directly from the ticket.
- o The sequence numbers are reset to 0.
- o The IDi value is obtained from the ticket.
- o The IDr value is obtained from the new exchange. The gateway MAY make policy decisions based on the IDr value encoded in the ticket.
- o The SPI values are created anew, similarly to a regular IKE exchange. SPI values from the ticket SHOULD NOT be reused.

The cryptographic material is refreshed based on the ticket and the nonce values, Ni, and Nr, from the current exchange. A new SKEYSEED

value is derived as follows:

$$\text{SKEYSEED} = \text{prf}(\text{SK_d2}, \text{Ni} \mid \text{Nr})$$

where SK_d2 was computed earlier ([Section 4.2.1](#)).

The keys are derived as follows, unchanged from IKEv2:

$$\{\text{SK_d} \mid \text{SK_ai} \mid \text{SK_ar} \mid \text{SK_ei} \mid \text{SK_er} \mid \text{SK_pi} \mid \text{SK_pr}\} = \text{prf}+(\text{SKEYSEED}, \text{Ni} \mid \text{Nr} \mid \text{SPIi} \mid \text{SPIr})$$

where SPIi, SPIr are the SPI values created in the new IKE exchange.

See [[RFC4306](#)] for the notation. "prf" is determined from the SA value in the ticket.

[5.](#) The IKE Ticket

This section lists the required contents of the ticket, and recommends a non-normative format. This is followed by a discussion of the ticket's lifecycle.

[5.1.](#) Ticket Contents

The ticket MUST encode at least the following state from an IKE SA. These values MUST be encrypted and authenticated.

- o IDi, IDr.
- o SPIi, SPIr.
- o SAr (the accepted proposal).
- o SK_d.

In addition, the ticket MUST encode a protected ticket expiration value.

[5.2.](#) Ticket Format

This document does not specify a ticket format. The following format (this entire current section) is a RECOMMENDED implementation. The

client SHOULD NOT attempt to decode the ticket.

```
struct {
    opaque key_name[16];      // ASCII, null-terminated
    opaque IV[0..255];       // the length (possibly 0) depends
                             // on the encryption algorithm

    [encrypted] struct {
        opaque IDi, IDr;     // the full payloads
        opaque SPIi, SPIr;
        opaque SA;           // the full payload, returned as SAr
        opaque SK_d;
        opaque expiration;   // an absolute time value
    } ikev2_state;           // encrypted and authenticated
    opaque MAC[0..255];      // the length (possibly 0) depends
                             // on the integrity algorithm
} ticket;
```

Note that the key defined by "key_name" determines the encryption and authentication algorithms used for this ticket. Those algorithms are unrelated to the transforms defined by the SA payload.

The reader is referred to a recent draft [\[I-D.rescorla-stateless-tokens\]](#) that recommends a similar (but not identical) ticket format, and discusses related security considerations in depth.

[5.3.](#) Ticket Identity and Lifecycle

Each ticket is associated with a single IKE SA. In particular, when an IKE SA is deleted, the client MUST delete its stored ticket.

A ticket is therefore associated with the tuple (IDi, IDr). The client MAY however use a ticket to approach other gateways that are willing to accept it. How a client discovers such gateways is outside the scope of this document.

The lifetime included with the ticket in the N(TICKET_OPAQUE) notification should be the minimum of the IKE SA lifetime (per the gateway's local policy) and its re-authentication time, according to [\[RFC4478\]](#). Even if neither of these is enforced by the gateway, a finite lifetime MUST be specified for the ticket.

[6.](#) IANA Considerations

This document requires a number of IKEv2 notification status types in [Section 4.3](#), to be registered by IANA. The corresponding registry was established by IANA.

The document defines a new IKEv2 exchange in [Section 4.2](#). The corresponding registry was established by IANA.

[7.](#) Security Considerations

This section addresses security issues related to the usage of a ticket.

[7.1.](#) Stolen Tickets

An eavesdropper or man-in-the-middle may try to obtain a ticket and use it to establish a session with the IKEv2 responder. This can happen in different ways: by eavesdropping on the initial communication and copying the ticket when it is granted and before it is used, or by listening in on a client's use of the ticket to resume a session. However, since the ticket's contents is encrypted and the attacker does not know the corresponding secret key (specifically, SK_d), a stolen ticket cannot be used by an attacker to resume a session. An IKEv2 responder **MUST** use strong encryption and integrity protection of the ticket to prevent an attacker from obtaining the ticket's contents, e.g., by using a brute force attack.

[7.2.](#) Forged Tickets

A malicious user could forge or alter a ticket in order to resume a session, to extend its lifetime, to impersonate as another user, or to gain additional privileges. This attack is not possible if the ticket is protected using a strong integrity protection algorithm.

[7.3.](#) Denial of Service Attacks

The key_name field defined in the recommended ticket format helps the server efficiently reject tickets that it did not issue. However, an adversary could generate and send a large number of tickets to a gateway for verification. To minimize the possibility of such denial of service, ticket verification should be lightweight (e.g., using efficient symmetric key cryptographic algorithms). See also [Section 7.8](#).

[7.4.](#) Ticket Protection Key Management

A full description of the management of the keys used to protect the ticket is beyond the scope of this document. A list of RECOMMENDED practices is given below.

- o The keys should be generated securely following the randomness recommendations in [\[RFC4086\]](#).
- o The keys and cryptographic protection algorithms should be at least 128 bits in strength.
- o The keys should not be used for any other purpose than generating and verifying tickets.
- o The keys should be changed regularly.
- o The keys should be changed if the ticket format or cryptographic protection algorithms change.

[7.5.](#) Ticket Lifetime

An IKEv2 responder controls the lifetime of a ticket, based on the operational and security requirements of the environment in which it is deployed. The responder provides information about the ticket lifetime to the IKEv2 initiator, allowing it to manage its tickets.

An IKEv2 client may present a ticket in its possession to a gateway, even if the IKE SA associated with this ticket had previously been terminated by another gateway (the gateway that originally provided the ticket). Where such usage is against the local security policy, an Invalid Ticket List (ITL) may be used, see [\[I-D.rescorla-stateless-tokens\]](#). Management of such lists is outside the scope of the current document. Note that a policy that requires tickets to have shorter lifetimes (e.g., 1 hour) significantly mitigates this risk.

[7.6.](#) Alternate Ticket Formats and Distribution Schemes

If the ticket format or distribution scheme defined in this document is not used, then great care must be taken in analyzing the security of the solution. In particular, if confidential information, such as a secret key, is transferred to the client, it MUST be done using secure communication to prevent attackers from obtaining or modifying the key. Also, the ticket MUST have its integrity and

confidentiality protected with strong cryptographic techniques to prevent a breach in the security of the system.

[7.7.](#) Identity Privacy, Anonymity, and Unlinkability

This document mandates that the content of the ticket MUST be encrypted in order to avoid leakage of information, such as the identities of an IKEv2 initiator and a responder. Thus, it prevents

Sheffer, et al.

Expires May 18, 2008

[Page 17]

Internet-Draft

IPsec Gateway Failover Protocol

November 2007

the disclosure of potentially sensitive information carried within the ticket.

When an IKEv2 initiator presents the ticket as part of the IKE_SESSION_RESUME exchange, confidentiality is not provided for the exchange. Although the ticket itself is encrypted there might still be a possibility for an on-path adversary to observe multiple exchange handshakes where the same ticket is used and therefore to conclude that they belong to the same communication end points. Administrators that use the ticket mechanism described in this document should be aware that unlinkability may not be provided by this mechanism. Note, however, that IKEv2 does not provide active user identity confidentiality for the IKEv2 initiator either.

[7.8.](#) Usage of IKE Cookies

The extension specified in this document eliminates most potential denial-of-service attacks that the cookie mechanism aims to solve. However, memory exhaustion remains possible. Therefore the cookie mechanism described in [Section 2.6 of \[RFC4306\]](#) MAY be invoked by the gateway for the IKE_SESSION_RESUME exchange described in [Section 4.2](#).

[7.9.](#) Replay protection in the IKE_SESSION_RESUME EXCHANGE

A major design goal of the current protocol has been the two-message exchange for session resumption. There is a tradeoff between this abbreviated exchange and replay protection. Using our counter-based solution, an attacker cannot replay a ticket to a gateway that had seen this same ticket before. However the attacker can attempt to replay a ticket to another gateway, and create intermittent IKE state (but no successful establishment of an IKE SA). The standard Cookie mechanism can be used to mitigate this risk.

[8.](#) Acknowledgements

We would like to thank Paul Hoffman, Pasi Eronen and Yoav Nir for their review of earlier drafts.

[9.](#) References

[9.1.](#) Normative References

[RFC2119] Bradner, S., "Key words for use in RFCs to Indicate Requirement Levels", [BCP 14](#), [RFC 2119](#), March 1997.

[RFC4306] Kaufman, C., "Internet Key Exchange (IKEv2) Protocol",

Sheffer, et al.

Expires May 18, 2008

[Page 18]

Internet-Draft

IPsec Gateway Failover Protocol

November 2007

[RFC 4306](#), December 2005.

[9.2.](#) Informative References

[I-D.friedman-ike-short-term-certs]

Friedman, A., "Short-Term Certificates",
[draft-friedman-ike-short-term-certs-02](#) (work in progress),
June 2007.

[I-D.rescorla-stateless-tokens]

Rescorla, E., "How to Implement Secure (Mostly) Stateless
Tokens", [draft-rescorla-stateless-tokens-01](#) (work in
progress), March 2007.

[I-D.vidya-ipsec-failover-ps]

Narayanan, V., "IPsec Gateway Failover and Redundancy -
Problem Statement and Goals",
[draft-vidya-ipsec-failover-ps-02](#) (work in progress),
May 2007.

[RFC4086] Eastlake, D., Schiller, J., and S. Crocker, "Randomness
Requirements for Security", [BCP 106](#), [RFC 4086](#), June 2005.

[RFC4301] Kent, S. and K. Seo, "Security Architecture for the
Internet Protocol", [RFC 4301](#), December 2005.

- [RFC4478] Nir, Y., "Repeated Authentication in Internet Key Exchange (IKEv2) Protocol", [RFC 4478](#), April 2006.
- [RFC4507] Salowey, J., Zhou, H., Eronen, P., and H. Tschofenig, "Transport Layer Security (TLS) Session Resumption without Server-Side State", [RFC 4507](#), May 2006.
- [RFC4555] Eronen, P., "IKEv2 Mobility and Multihoming Protocol (MOBIKE)", [RFC 4555](#), June 2006.
- [RFC4718] Eronen, P. and P. Hoffman, "IKEv2 Clarifications and Implementation Guidelines", [RFC 4718](#), October 2006.

[Appendix A](#). Related Work

[I-D.friedman-ike-short-term-certs] is on-going work that discusses the use of short-term certificates for client re-authentication. It is similar to the ticket approach described in this document in that they both require enhancements to IKEv2 to allow information request, e.g., for a certificate or a ticket. However, the changes required by the former are fewer since an obtained certificate is valid for

Sheffer, et al.

Expires May 18, 2008

[Page 19]

Internet-Draft

IPsec Gateway Failover Protocol

November 2007

any IKE responder that is able to verify them. On the other hand, short-term certificates, while eliminating the usability issues of user re-authentication, do not reduce the amount of effort performed by the gateway in failover situations.

[Appendix B](#). Change Log

[B.1](#). -01

Editorial review. Removed 24-hour limitation on ticket lifetime, lifetime is up to local policy.

[B.2](#). -00

Initial version. This draft is a selective merge of [draft-sheffer-ike-session-resumption-00](#) and [draft-dondeti-ipsec-failover-sol-00](#).

Authors' Addresses

Yaron Sheffer
Check Point Software Technologies Ltd.
5 Hasolelim St.
Tel Aviv 67897
Israel

Email: yaronf@checkpoint.com

Hannes Tschofenig
Nokia Siemens Networks
Otto-Hahn-Ring 6
Munich, Bavaria 81739
Germany

Email: Hannes.Tschofenig@nsn.com
URI: <http://www.tschofenig.com>

Sheffer, et al.

Expires May 18, 2008

[Page 20]

Internet-Draft

IPsec Gateway Failover Protocol

November 2007

Lakshminath Dondeti
QUALCOMM, Inc.
5775 Morehouse Dr
San Diego, CA
USA

Phone: +1 858-845-1267
Email: ldondeti@qualcomm.com

Vidya Narayanan
QUALCOMM, Inc.

5775 Morehouse Dr
San Diego, CA
USA

Phone: +1 858-845-2483
Email: vidyan@qualcomm.com

contained in [BCP 78](#), and except as set forth therein, the authors retain all their rights.

This document and the information contained herein are provided on an "AS IS" basis and THE CONTRIBUTOR, THE ORGANIZATION HE/SHE REPRESENTS OR IS SPONSORED BY (IF ANY), THE INTERNET SOCIETY, THE IETF TRUST AND THE INTERNET ENGINEERING TASK FORCE DISCLAIM ALL WARRANTIES, EXPRESS OR IMPLIED, INCLUDING BUT NOT LIMITED TO ANY WARRANTY THAT THE USE OF THE INFORMATION HEREIN WILL NOT INFRINGE ANY RIGHTS OR ANY IMPLIED WARRANTIES OF MERCHANTABILITY OR FITNESS FOR A PARTICULAR PURPOSE.

Intellectual Property

The IETF takes no position regarding the validity or scope of any Intellectual Property Rights or other rights that might be claimed to pertain to the implementation or use of the technology described in this document or the extent to which any license under such rights might or might not be available; nor does it represent that it has made any independent effort to identify any such rights. Information on the procedures with respect to rights in RFC documents can be found in [BCP 78](#) and [BCP 79](#).

Copies of IPR disclosures made to the IETF Secretariat and any assurances of licenses to be made available, or the result of an attempt made to obtain a general license or permission for the use of such proprietary rights by implementers or users of this specification can be obtained from the IETF on-line IPR repository at <http://www.ietf.org/ipr>.

The IETF invites any interested party to bring to its attention any copyrights, patents or patent applications, or other proprietary rights that may cover technology that may be required to implement this standard. Please address the information to the IETF at ietf-ipr@ietf.org.

Acknowledgment

Funding for the RFC Editor function is provided by the IETF Administrative Support Activity (IASA).