

Internet Engineering Task Force	I. Yamagata	
Internet-Draft	Y. Shirasaki	
Intended status: Informational	NTT Communications	
Expires: January 13, 2011	A. Nakagawa	
	Japan Internet Exchange (JPIX)	
	J. Yamaguchi	
	IIJ	
	H. Ashida	
	iTSCOM	
	July 12, 2010	

[TOC](#)

NAT444

draft-shirasaki-nat444-02

Abstract

This document describes one of the network models that are designed for smooth transition to IPv6. It is called NAT444 model. NAT444 model is composed of IPv6, and IPv4 with Large Scale NAT (LSN).

NAT444 is the only scheme not to require replacing Customer Premises Equipment (CPE) even if IPv4 address exhausted. But it must be noted that NAT444 has serious restrictions i.e. it limits the number of sessions per CPE so that rich applications such as AJAX and RSS feed cannot work well.

Therefore, IPv6 which is free from such a difficulty has to be introduced into the network at the same time. In other words, NAT444 is just a tool to make IPv6 transition easy to be swallowed. It is designed for the days IPv4 and IPv6 co-existence.

Status of this Memo

This Internet-Draft is submitted in full conformance with the provisions of BCP 78 and BCP 79.

Internet-Drafts are working documents of the Internet Engineering Task Force (IETF). Note that other groups may also distribute working documents as Internet-Drafts. The list of current Internet-Drafts is at <http://datatracker.ietf.org/drafts/current/>.

Internet-Drafts are draft documents valid for a maximum of six months and may be updated, replaced, or obsoleted by other documents at any

time. It is inappropriate to use Internet-Drafts as reference material or to cite them other than as "work in progress."

This Internet-Draft will expire on January 13, 2011.

Copyright Notice

Copyright (c) 2010 IETF Trust and the persons identified as the document authors. All rights reserved.

This document is subject to BCP 78 and the IETF Trust's Legal Provisions Relating to IETF Documents (<http://trustee.ietf.org/license-info>) in effect on the date of publication of this document. Please review these documents carefully, as they describe your rights and restrictions with respect to this document. Code Components extracted from this document must include Simplified BSD License text as described in Section 4.e of the Trust Legal Provisions and are provided without warranty as described in the Simplified BSD License.

Table of Contents

1.	Introduction
2.	Definition of NAT444 Model
3.	Behavior of NAT444 Model
4.	Pros and Cons of NAT444 Model
4.1.	Pros of NAT444 Model
4.2.	Cons of NAT444 Model
5.	Acknowledgements
6.	IANA Considerations
7.	Security Considerations
8.	References
8.1.	Normative References
8.2.	Informative References
Appendix A.	Example IPv6 Transition Scenario
§	Authors' Addresses

1. Introduction

[TOC](#)

The only permanent solution of the IPv4 address exhaustion is to deploy IPv6. Now, just before the exhaustion, it's time to make a transition to IPv6.

After the exhaustion, unless ISP takes any action, end users will not be able to get IPv4 address.

The servers that have only IPv4 address will continue to exist on the Internet after the IPv4 address exhaustion. In this situation, IPv6 only hosts cannot reach IPv4 only hosts.

This document explains NAT444 model that bridges the gap between the coming IPv6 Internet and the present IPv4 Internet.

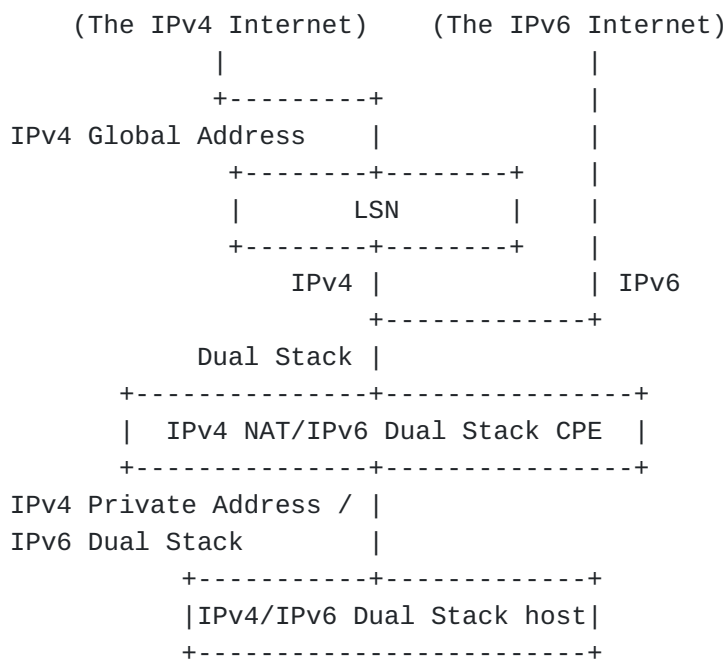
2. Definition of NAT444 Model

[TOC](#)

NAT444 Model is a network model that uses two Network Address and Port Translators (NAPT) with three types of IPv4 address blocks.

The first NAPT is in CPE, and the second NAPT is in [Large Scale NAT \(LSN\) \(Yamagata, I., Nishitani, T., Miyakawa, S., Nakagawa, A., and H. Ashida, "Common requirements for IP address sharing schemes," March 2010.\)](#) [I-D.nishitani-cgn]. LSN is supposed to be installed in the ISP's network.

The first IPv4 address block is [Private Address \(Rekhter, Y., Moskowitz, R., Karrenberg, D., Groot, G., and E. Lear, "Address Allocation for Private Internets," February 1996.\)](#) [RFC1918] inside CPE. The second one is an IPv4 Address block between CPEs and LSN. The third one is IPv4 Global Addresses that is outside LSN. The ISPs using NAT444 provide IPv6 connectivity by dual stack model.



3. Behavior of NAT444 Model

[TOC](#)

The IPv6 packets from the host reach the IPv6 Internet without using NAT functionality.


```

+-----+
(Port=80) | IPv4 Server | :
x.x.x.x-> +-----+-----+ :
          |               :
IPv4 Global Address |       :
          |               :
          (The IPv4 Internet):(Dst=y.y.y.y:vv Src=x.x.x.x:80)
          |               :
IPv4 Global Address |       :
          |               :
          y.y.y.y-> +-----+-----+ :
          (Port=vv) |   LSN   |   v
          z.z.z.z-> +-----+-----+ :
          |               :
          IPv4 Address |       : (Dst=w.w.w.w:uu Src=x.x.x.x:80)
          |               :
          w.w.w.w-> +-----+-----+ :
          (Port=uu) | IPv4 NAT CPE | v
          10.0.0.1-> +-----+-----+ :
          |               :
IPv4 Private Address |       : (Dst=10.0.0.2:tt Src=x.x.x.x:80)
          |               :
          10.0.0.2-> +-----+-----+ :
          (Port=tt) | IPv4 Host |   v
          +-----+

```

4. Pros and Cons of NAT444 Model

[TOC](#)

4.1. Pros of NAT444 Model

[TOC](#)

This network model has following advantages.

- This is the only network model that doesn't require replacing CPEs those are owned by customers.
 - This network model is composed of the present technology.
 - This network model doesn't require address family translation.
 - This network model doesn't require DNS rewriting.
 - This network model doesn't require additional fragment for the packets because it doesn't use tunneling technology.
-

4.2. Cons of NAT444 Model

[TOC](#)

This network model has some technical restrictions.

- Some application such as SIP requires special treatment, because IP address is written in the payload of the packet. Special treatment means application itself aware double NAPT or both of two NAPT's support inspecting and rewriting the packets.
 - Because both IPv4 route and IPv6 route exist, it doubles the number of IGP route inside the LSN.
 - UPnP doesn't work with double NAPT's.
-

5. Acknowledgements

[TOC](#)

Thanks for the input and review by Shin Miyakawa, Shirou Niinobe, Takeshi Tomochika, Tomohiro Fujisaki, Dai Nishino, JP address community members, AP address community members and JPNIC members.

6. IANA Considerations

[TOC](#)

There are no IANA considerations.

7. Security Considerations

[TOC](#)

Each customer inside a LSN looks using the same Global Address from outside an ISP. In case of incidents, the ISP must have the function to trace back the record of each customer's access without using only IP address.

If a Global Address of the LSN is listed on the blacklist, other customers who share the same address could be affected.

8. References

[TOC](#)

8.1. Normative References

[TOC](#)

[RFC1918]	
-----------	--

	Rekhter, Y., Moskowitz, R., Karrenberg, D., Groot, G., and E. Lear, "Address Allocation for Private Internets," BCP 5, RFC 1918, February 1996 (TXT).
[RFC4925]	Li, X., Dawkins, S., Ward, D., and A. Durand, " Softwire Problem Statement ," RFC 4925, July 2007 (TXT).
[I-D.nishitani-cgn]	Yamagata, I., Nishitani, T., Miyakawa, S., Nakagawa, A., and H. Ashida, " Common requirements for IP address sharing schemes ," draft-nishitani-cgn-04 (work in progress), March 2010 (TXT).

8.2. Informative References

[TOC](#)

[I-D.shirasaki-isp-shared-addr]	Yamagata, I., Miyakawa, S., Nakagawa, A., Yamaguchi, J., and H. Ashida, " ISP Shared Address ," draft-shirasaki-isp-shared-addr-04 (work in progress), March 2010 (TXT).
[I-D.shirasaki-nat444-isp-shared-addr]	Shirasaki, Y., Miyakawa, S., Nakagawa, A., Yamaguchi, J., and H. Ashida, " NAT444 addressing models ," draft-shirasaki-nat444-isp-shared-addr-03 (work in progress), March 2010 (TXT).

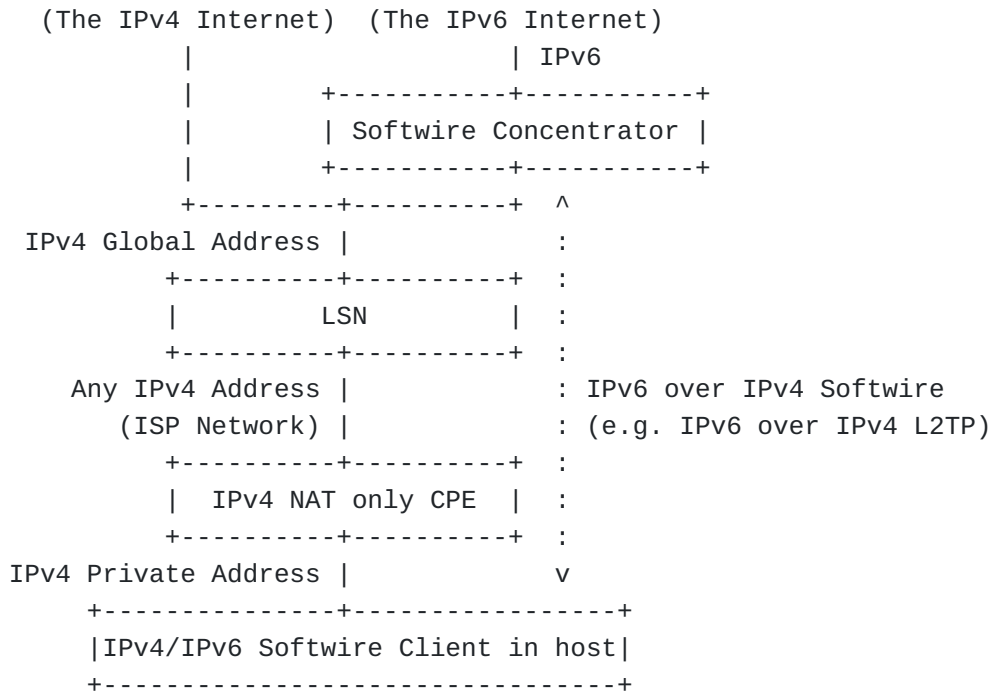
Appendix A. Example IPv6 Transition Scenario

[TOC](#)

The steps of IPv6 transition are as follows.

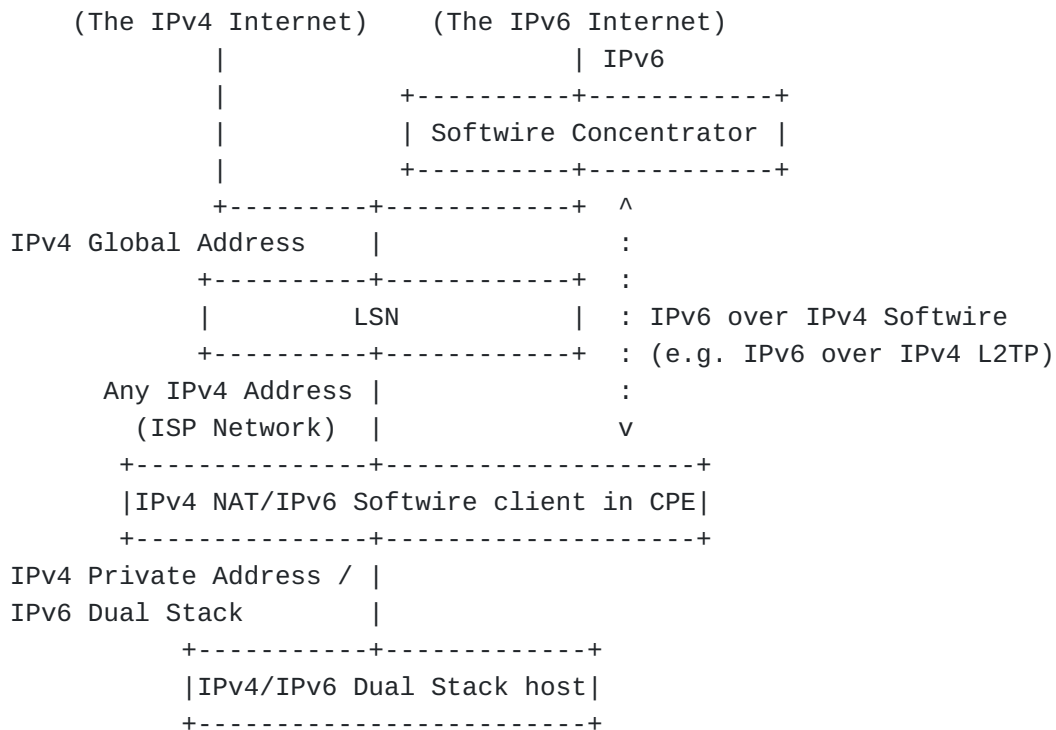
Step 1: Enabling softwire client in host

ISP provides IPv6 connectivity to customers with [softwire \(Li, X., Dawkins, S., Ward, D., and A. Durand, "Softwire Problem Statement," July 2007.\)](#) [RFC4925]. ISP installs LSN and softwire concentrator in its network. A softwire client in host connects to the IPv6 internet via ISP's concentrator. ISP can use existing IPv4 equipments. Customers can just use existing CPE.



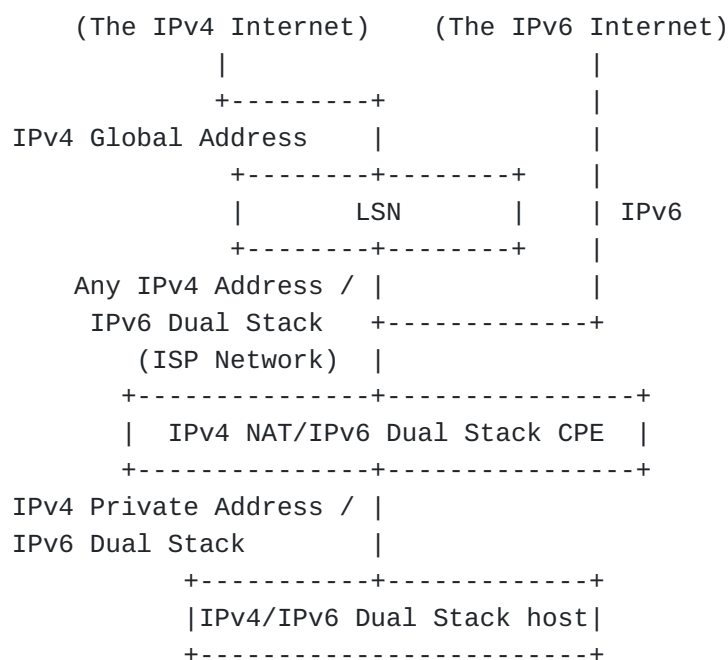
Step 2: Enabling software client in CPE

A customer enables software client in CPE. A software client in CPE connects to the IPv6 internet via ISP's concentrator. A Customer's network is now dual stack.

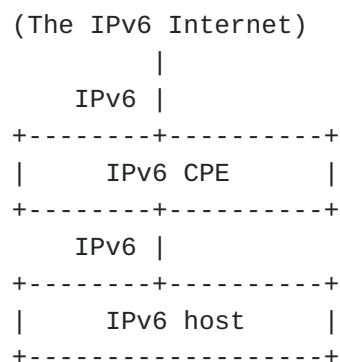


Step 3: Moving on to dual stack

ISP provides dual stack access to CPE. A CPE uplink is now dual stack.



Step 4: Moving on to pure IPv6
 IPv6 transition completes.



Authors' Addresses

[TOC](#)

	Ikuhei Yamagata
	NTT Communications Corporation
	Granpark Tower 17F, 3-4-1 Shibaura, Minato-ku
	Tokyo 108-8118
	Japan
Phone:	+81 3 6733 8671
Email:	ikuhei@nttv6.jp
	Yasuhiro Shirasaki
	NTT Communications Corporation

	NTT Hibiya Bldg. 7F, 1-1-6 Uchisaiwai-cho, Chiyoda-ku
	Tokyo 100-8019
	Japan
Phone:	+81 3 6700 8530
Email:	yasuhiro@nttv6.jp
	Akira Nakagawa
	Japan Internet Exchange Co., Ltd. (JPIX)
	Otemachi Building 21F, 1-8-1 Otemachi, Chiyoda-ku
	Tokyo 100-0004
	Japan
Phone:	+81 90 9242 2717
Email:	a-nakagawa@jpix.ad.jp
	Jiro Yamaguchi
	Internet Initiative Japan Inc.
	Kakyoin Square Bldg., 15F, 1-1-20 Kakyoin, Aoba-ku
	Sendai 980-0013
	Japan
Phone:	+81 22 216 5650
Email:	jiro-y@iij.ad.jp
	Hiroyuki Ashida
	its communications Inc.
	3-5-7 Hisamoto Takatsu-ku Kawasaki-shi
	Kanagawa 213-0011
	Japan
Email:	ashida@itscom.ad.jp