

DMM  
Internet-Draft  
Intended status: Standards Track  
Expires: April 21, 2016

S. Jeon  
Instituto de Telecomunicacoes  
Y. Kim  
Soongsil University  
October 19, 2015

**Deployment Models for Distributed Mobility Management**  
**draft-sijeon-dmm-deployment-models-01.txt**

Abstract

This document presents available deployment models for distributed mobility management networks, consisted of mobility management functions: anchoring function, location management, and forwarding management functions defined in [RFC7429](#). Some of the functions are modified on a need to allow potential deployment scenarios support.

Status of This Memo

This Internet-Draft is submitted in full conformance with the provisions of [BCP 78](#) and [BCP 79](#).

Internet-Drafts are working documents of the Internet Engineering Task Force (IETF). Note that other groups may also distribute working documents as Internet-Drafts. The list of current Internet-Drafts is at <http://datatracker.ietf.org/drafts/current/>.

Internet-Drafts are draft documents valid for a maximum of six months and may be updated, replaced, or obsoleted by other documents at any time. It is inappropriate to use Internet-Drafts as reference material or to cite them other than as "work in progress."

This Internet-Draft will expire on April 21, 2016.

Copyright Notice

Copyright (c) 2015 IETF Trust and the persons identified as the document authors. All rights reserved.

This document is subject to [BCP 78](#) and the IETF Trust's Legal Provisions Relating to IETF Documents (<http://trustee.ietf.org/license-info>) in effect on the date of publication of this document. Please review these documents carefully, as they describe your rights and restrictions with respect to this document. Code Components extracted from this document must include Simplified BSD License text as described in [Section 4](#).e of

the Trust Legal Provisions and are provided without warranty as described in the Simplified BSD License.

## Table of Contents

<a href="#">1.</a>	Introduction . . . . .	<a href="#">2</a>
<a href="#">2.</a>	Conventions and Terminology . . . . .	<a href="#">2</a>
<a href="#">3.</a>	Deployment Models . . . . .	<a href="#">3</a>
3.1.	D1: Distributed AM, LM, and FM (with centralized LM) - All-in-One . . . . .	<a href="#">3</a>
3.2.	D2: Distributed AF-DP, LM and FM with centralized AF-CP (+ LM) . . . . .	<a href="#">4</a>
3.3.	D3: Distributed AF-DP and FM-DP with centralized AF-CP, LM, and FM-CP . . . . .	<a href="#">5</a>
<a href="#">4.</a>	IANA Considerations . . . . .	<a href="#">6</a>
<a href="#">5.</a>	Security Considerations . . . . .	<a href="#">6</a>
<a href="#">6.</a>	Acknowledgements . . . . .	<a href="#">6</a>
<a href="#">7.</a>	Normative References . . . . .	<a href="#">7</a>
	Authors' Addresses . . . . .	<a href="#">8</a>

## [1.](#) Introduction

This draft presents available deployment models consisted of mobility management functions defined in [[RFC7429](#)], for distributed mobility management (DMM) networks. With the mobility management functions in [[RFC7429](#)], i.e. anchor function (AF), location management function (LM), and forwarding management function (FM), centralized mobility management solutions such as Mobile IP (MIP), Hierarchical Mobile IPv6 (HMIPv6), and Proxy Mobile IPv6 (PMIPv6) have been described and decomposed by functional aspects, trying to analyze gaps from distributed mobility management requirement [[RFC7333](#)]. In this draft, with the functions, we sketch and describe the deployment models for distributed mobility management networks, accommodating the possible DMM solutions as well as providing an insight to understand the potentials of DMM. We also describe where the presented deployment models are substantiated with solution proposals submitted in DMM WG.

## [2.](#) Conventions and Terminology

The key words "MUST", "MUST NOT", "REQUIRED", "SHALL", "SHALL NOT", "SHOULD", "SHOULD NOT", "RECOMMENDED", "MAY", and "OPTIONAL" in this document are to be interpreted as described in [[RFC2119](#)].

Following terms come from [[RFC7429](#)] with modified definition in the AF.



Anchoring Function (AF) is defined as a combined control-plane and data-plane functions. For the control-plane function, it allocates an IP address, i.e., Home Address (HoA), or prefix, i.e., Home Network Prefix (HNP) a mobile node, topologically anchored by the advertising node. That is, the anchor node is able to advertise a connected route into the routing infrastructure for the allocated IP prefixes. It also takes a data-plane anchor point where packets destined to the IP address or IP prefix allocated by the anchor should pass through.

The AF can be deployed in a decoupled way, i.e. separated control plane and data plane. In that case, following two terms - AF Control Plane (AF-CP) and AF Data Plane (AF-DP) - are used. AF-CP is responsible of allocating the IP address and advertising a connected route for an associated terminal while AF-DP is responsible of anchoring received data packets destined to the IP address allocated by the anchor.

Internetwork Location Management (LM) is a control-plane function, which manages and keeps track of the internetwork location of an MN. The location information may be a binding of the advertised IP address/prefix, e.g., HoA or HNP, to the IP routing address of the MN, or it may be a binding of a node that can forward packets destined to the MN. Note that the LM could belong to the AF-CP, as it is done in several solutions, i.e. Mobile IP (MIP) and Proxy Mobile IPv6 (PMIPv6). However, in this draft, each function is indicated distinctively, as those functions could be deployed in different locations to allow advanced control and smooth evolution for DMM.

Forwarding Management (FM) function performs packet interception and forwarding to/from the IP address/prefix assigned to the MN, based on the internetwork location information, either to the destination or to some other network element that knows how to forward the packets to their destination. Following the FM definition in [\[RFC7429\]](#), it may be split into the control plane (FM-CP) and data plane (FM-DP).

### **3. Deployment Models**

We specify and analyze expected use cases where the MN tries to initiate an application.

#### **3.1. D1: Distributed AM, LM, and FM (with centralized LM) - All-in-One**



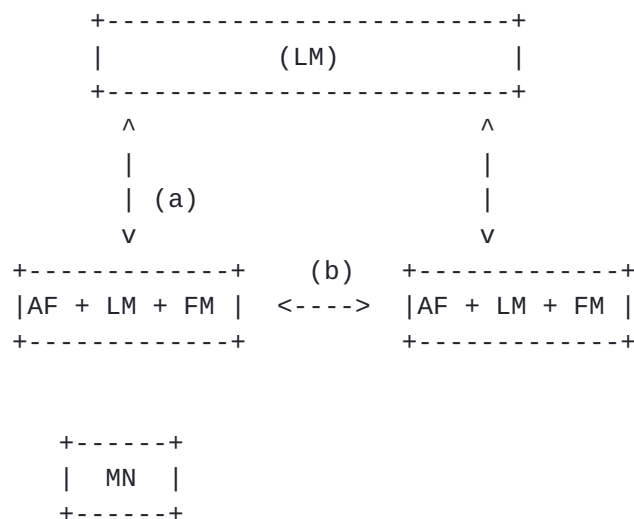


Figure 1. Distributed AM, LM, and FM functions (with centralized LM)

In this deployment model, AF, LM, and FM functions are co-located in every mobility router deployed at edge. This model can be called All-in-One for DMM. Depending on the use of the central LM, the model can be distinguished into fully distributed or partially distributed. In the partially distributed case, interface (a), between the centralized LM and the mobility routers shown in Fig. 1, is could be used for querying necessary mapping information by the edge mobility routers. Interface (b), between the mobility routers shown in Fig. 1, is used for conveying control signaling messages to control a forwarding path between them. Solutions following the given model could be [[I-D.seite-dmm-dma](#)][I-D.bernardos-dmm-pmip].

### **3.2. D2: Distributed AF-DP, LM and FM with centralized AF-CP (+ LM)**



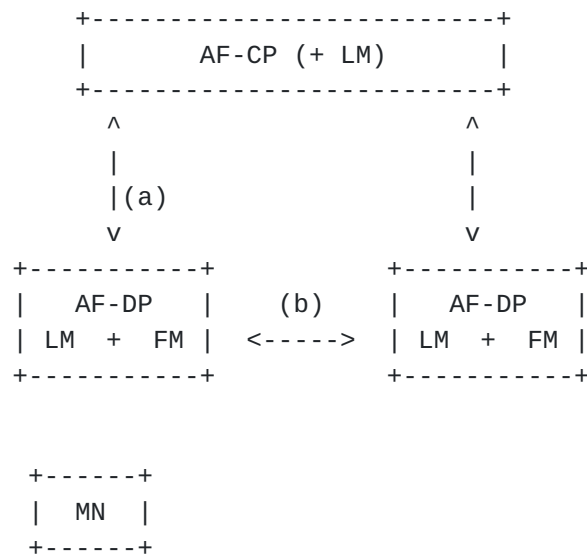


Figure 2. Distributed AF-DP, LM and FM functions with centralized AF-CP (+ LM)

In this model, we distinguish AF with AF Control Plane (AF-CP) and AF Data Plane (AF-DP). AF-DP is distributed with LM and FM into deployed mobility routers while AF-CP is centralized in a single entity, following a trend of separation of control and user plane for mobility management. For an extensive scenario support, LM may be co-located with the AF-CP. AF-DP is determined by the AF-CP. One possible solution could be to use such as User-Plane Address option to deliver AF-DP IP address serving router or terminal should contact, as proposed in [RFC7389]. Interface (a) shown in Fig. 2 is used to control AF-DP function, with signaling messages or configuration information. Interface (b) shown in Fig. 2 is used for establish and control the forwarding path between the mobility routers.

### 3.3. D3: Distributed AF-DP and FM-DP with centralized AF-CP, LM, and FM-CP





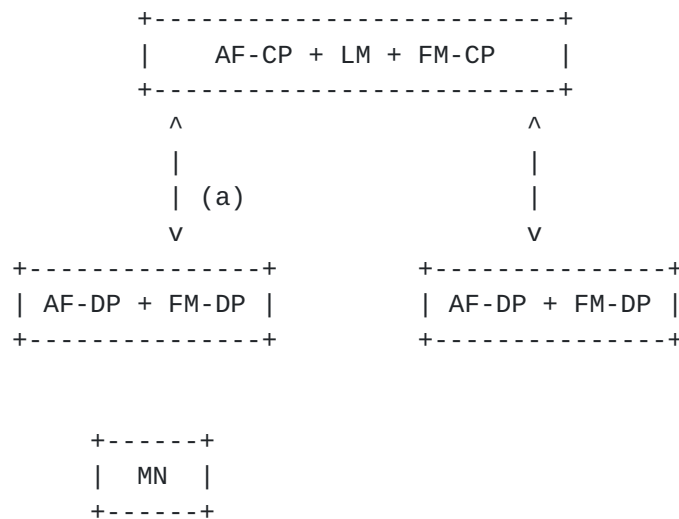


Figure 3. Distributed AF-DP and FM-DP with centralized AF-CP, LM, and FM-CP

In the model, separation of FM Control Plane (FM-CP) and FM Data Plane (FM-DP) is applied with the separation of AF-CP and AF-DP. The LM is located at the central entity. Comparing D3 with D2, D3 can provide smooth and flexible forwarding path management between the AF-DP of an allocated IP address and the current serving router where the terminal is attached. Interface (a) shown in Fig. 3 is used to control AF-DP and FM-DP function by the respective control functions, AF-CP and FM-CP, with signaling messages or configuration information. [I-D.ietf-dmm-fpc-cpdp] presents a framework that can facilitate forwarding policy configuration, imparting a role and characteristics of a mobility router as well as configuring a forwarding path. [I-D.matsushima-stateless-uplane-vepc] may be subject to D3 model, the control functions in vEPC delivers Route Update to EPC Edge Routers, to configure a data-plane routing path.

#### 4. IANA Considerations

This document makes no request of IANA.

#### 5. Security Considerations

T.B.D.

#### 6. Acknowledgements



## 7. Normative References

- [I-D.bernardos-dmm-pmip]  
Bernardos, C., Oliva, A., and F. Giust, "A PMIPv6-based solution for Distributed Mobility Management", [draft-bernardos-dmm-pmip-05](#) (work in progress), September 2015.
- [I-D.ietf-dmm-fpc-cdpd]  
Liebsch, M., Matsushima, S., Gundavelli, S., and D. Moses, "Protocol for Forwarding Policy Configuration (FPC) in DMM", [draft-ietf-dmm-fpc-cdpd-01](#) (work in progress), July 2015.
- [I-D.matsushima-stateless-uplane-vepc]  
Matsushima, S. and R. Wakikawa, "Stateless user-plane architecture for virtualized EPC (VEPC)", [draft-matsushima-stateless-uplane-vepc-05](#) (work in progress), September 2015.
- [I-D.seite-dmm-dma]  
Seite, P., Bertin, P., and J. Lee, "Distributed Mobility Anchoring", [draft-seite-dmm-dma-07](#) (work in progress), February 2014.
- [RFC2119] Bradner, S., "Key words for use in RFCs to Indicate Requirement Levels", [BCP 14](#), [RFC 2119](#), DOI 10.17487/RFC2119, March 1997, <<http://www.rfc-editor.org/info/rfc2119>>.
- [RFC7333] Chan, H., Ed., Liu, D., Seite, P., Yokota, H., and J. Korhonen, "Requirements for Distributed Mobility Management", [RFC 7333](#), DOI 10.17487/RFC7333, August 2014, <<http://www.rfc-editor.org/info/rfc7333>>.
- [RFC7389] Wakikawa, R., Pazhyannur, R., Gundavelli, S., and C. Perkins, "Separation of Control and User Plane for Proxy Mobile IPv6", [RFC 7389](#), DOI 10.17487/RFC7389, October 2014, <<http://www.rfc-editor.org/info/rfc7389>>.
- [RFC7429] Liu, D., Ed., Zuniga, JC., Ed., Seite, P., Chan, H., and C.J. Bernardos, "Distributed Mobility Management: Current Practices and Gap Analysis", [RFC 7429](#), DOI 10.17487/RFC7429, January 2015, <<http://www.rfc-editor.org/info/rfc7429>>.



Authors' Addresses

Seil Jeon  
Instituto de Telecomunicacoes  
Campus Universitario de Santiago  
Aveiro 3810-193  
Portugal

Email: seiljeon@av.it.pt

Younghan Kim  
Soongsil University  
369, Sangdo-ro, Dongjak-gu  
Seoul 156-743  
Korea

Email: younghak@ssu.ac.kr

